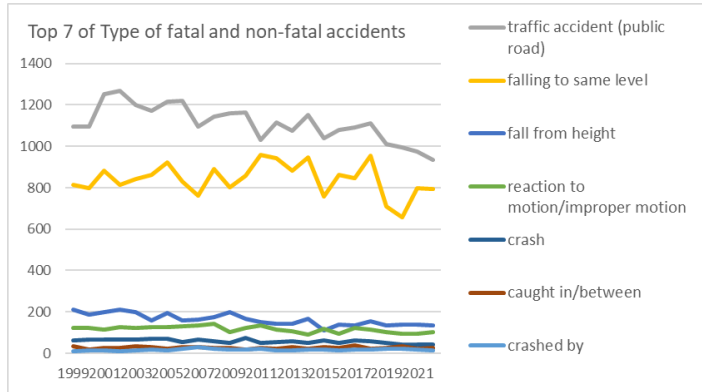
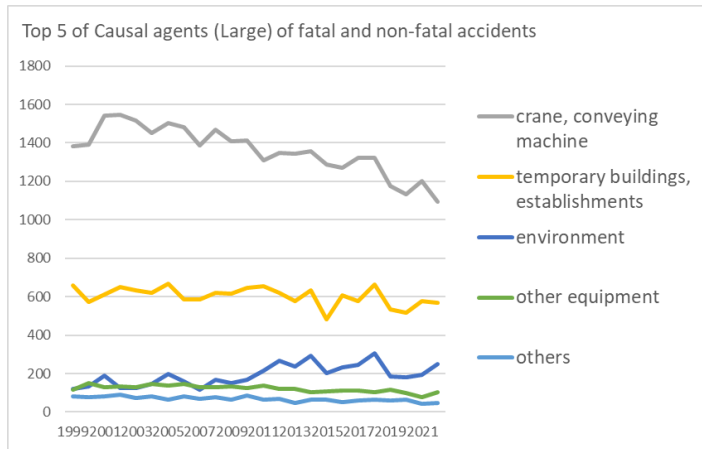


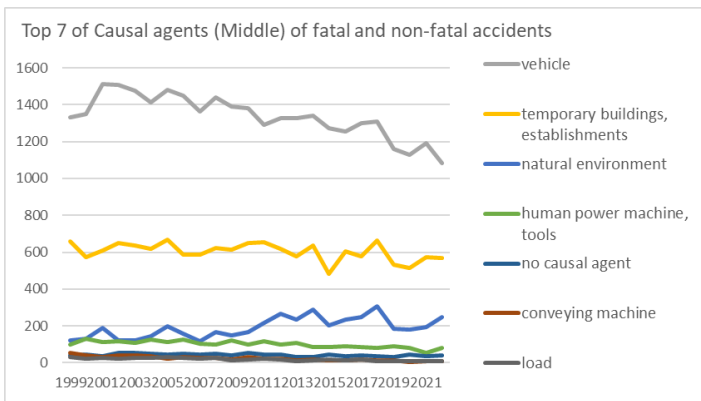
Transition of fatal and non-fatal accidents in 080205 newspaper retail in Japan (1999-2022)



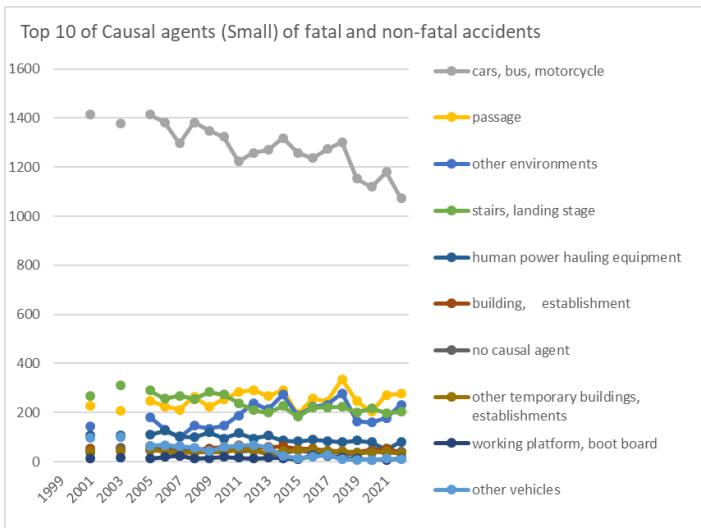
Transition of Top 7 of Type of fatal and non-fatal accidents in 080205 newspaper retail in Japan (1999-2022)



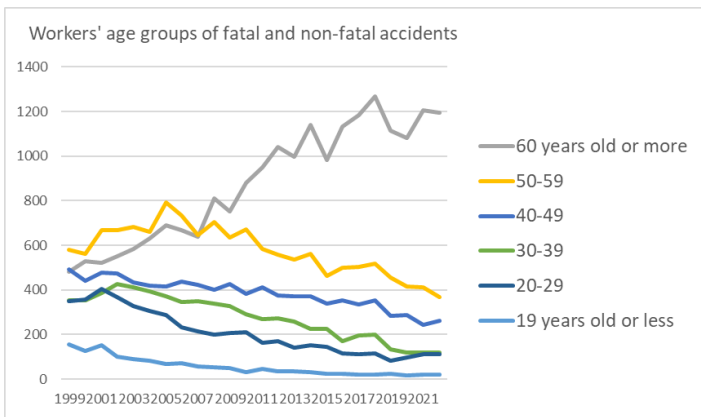
Transition of Top 5 of Causal agents (Large) of fatal and non-fatal accidents in 080205 newspaper retail in Japan (1999-2022)



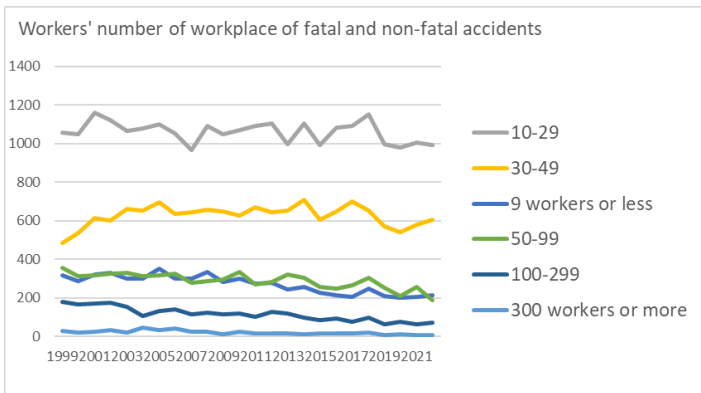
Transition of Top 7 of Causal agents (Middle) of fatal and non-fatal accidents in 080205 newspaper retail in Japan (1999-2022)



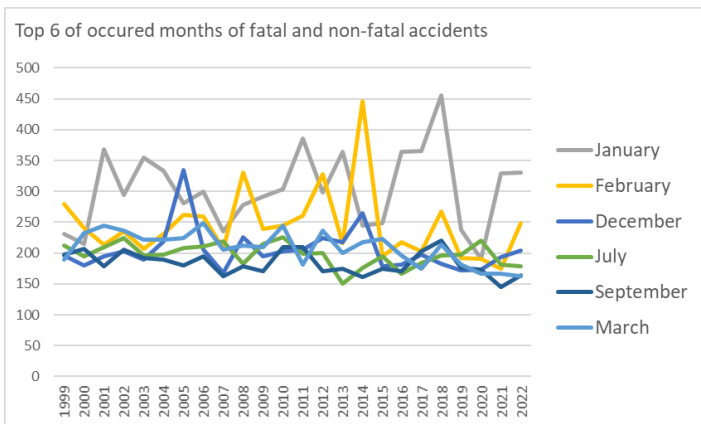
Transition of Top 10 of Causal agents (Small) of fatal and non-fatal accidents in 080205 newspaper retail in Japan (1999-2022)



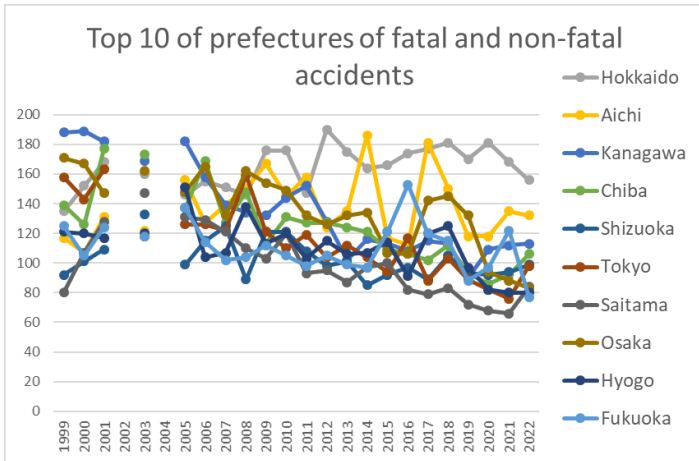
Transition of workers' age groups of fatal and non-fatal accidents in 080205 newspaper retail in Japan (1999-2022)



Transition of workers' number of workplace of fatal and non-fatal accidents in 080205 newspaper retail in Japan (1999-2022)



Transition of Top 6 of occurred months of fatal and non-fatal accidents in 080205 newspaper retail in Japan (1999-2022)



Transition of Top 10 of prefectures of fatal and non-fatal accidents in 080205 newspaper retail in Japan (1999-2022)

Transition of Type of fatal and non-fatal accidents in 080205 newspaper retail in Japan (1999-2022)

| Type of accidents | 1999 | 2000 | 2001 | 2002 | 2003 | 2004 | 2005 | 2006 | 2007 | 2008 | 2009 | 2010 | 2011 | 2012 | 2013 | 2014 | 2015 | 2016 | 2017 | 2018 | 2019 | 2020 | 2021 | 2022 | total | Type of accidents |
|------------------------------------|-------|-------|-------|-------|-------|-------|-------|-------|-------|-------|-------|-------|-------|-------|-------|-------|-------|-------|-------|-------|-------|------|------|------|--------|------------------------------------|
| traffic accident (public road) | 1,097 | 1,097 | 1,253 | 1,270 | 1,201 | 1,172 | 1,218 | 1,220 | 1,097 | 1,142 | 1,160 | 1,163 | 1,032 | 1,116 | 1,075 | 1,151 | 1,038 | 1,079 | 1,093 | 1,112 | 1,012 | 995 | 975 | 935 | 26,703 | traffic accident (public road) |
| falling to same level | 813 | 798 | 881 | 813 | 842 | 863 | 921 | 829 | 762 | 891 | 801 | 858 | 960 | 944 | 881 | 945 | 756 | 863 | 847 | 954 | 710 | 658 | 797 | 794 | 20,181 | falling to same level |
| fall from height | 210 | 188 | 198 | 213 | 198 | 157 | 193 | 158 | 162 | 174 | 197 | 166 | 152 | 141 | 143 | 165 | 112 | 138 | 136 | 154 | 133 | 138 | 140 | 136 | 3,902 | fall from height |
| reaction to motion/improper motion | 124 | 122 | 115 | 125 | 121 | 126 | 125 | 132 | 134 | 144 | 103 | 121 | 136 | 116 | 106 | 91 | 117 | 95 | 122 | 113 | 101 | 96 | 93 | 104 | 2,782 | reaction to motion/improper motion |
| crash | 62 | 65 | 65 | 65 | 65 | 70 | 70 | 55 | 68 | 60 | 51 | 73 | 52 | 56 | 57 | 52 | 62 | 51 | 64 | 58 | 51 | 43 | 42 | 42 | 1,399 | crash |
| caught in/between | 36 | 18 | 27 | 28 | 34 | 32 | 21 | 30 | 30 | 27 | 26 | 20 | 27 | 23 | 32 | 21 | 29 | 26 | 37 | 23 | 25 | 33 | 23 | 25 | 653 | caught in/between |
| crashed by | 10 | 12 | 15 | 9 | 15 | 17 | 16 | 21 | 30 | 22 | 17 | 17 | 21 | 16 | 15 | 20 | 18 | 16 | 20 | 18 | 23 | 22 | 18 | 15 | 423 | crashed by |
| traffic accident (others) | 10 | 11 | 4 | 2 | 4 | 2 | 5 | 16 | 13 | 9 | 5 | 4 | 6 | 8 | 6 | 5 | 7 | 7 | 5 | 5 | 9 | 5 | 6 | 8 | 162 | traffic accident (others) |

| | | | | | | | | | | | | | | | | | | | | | | | | | | | |
|------------------------------------|-------|-------|-------|-------|-------|-------|-------|-------|-------|-------|-------|-------|-------|-------|-------|-------|-------|-------|-------|-------|-------|-------|-------|-------|--------|------------------------------------|--------------------------------|
| contact to high/low-temperature | 1 | 4 | | | 1 | 4 | 2 | 1 | 1 | 5 | 1 | 4 | 2 | 2 | 3 | 6 | 6 | | 2 | 13 | 7 | 4 | 2 | 4 | 75 | contact to high/low-temperature | |
| struck by flying or falling object | 7 | 6 | 6 | 6 | 4 | 9 | 5 | 2 | 4 | 4 | 3 | 3 | 7 | 5 | 4 | 6 | 4 | 2 | 3 | 2 | 1 | 2 | 2 | 3 | 100 | struck by flying or falling object | |
| others | 16 | 13 | 14 | 23 | 16 | 12 | 13 | 13 | 6 | 8 | 13 | 13 | 9 | 7 | 7 | 6 | 8 | 7 | 3 | 1 | 5 | 5 | 5 | 2 | 225 | others | |
| cut | 10 | 15 | 9 | 10 | 9 | 6 | 11 | 3 | 4 | 9 | 6 | 8 | 4 | 8 | 2 | 3 | 6 | 1 | 1 | 4 | 4 | 3 | 3 | 2 | 141 | cut | |
| injury to the sole of the foot | 3 | 2 | 2 | | 3 | 1 | 2 | 1 | | | | | 2 | 1 | | 2 | 1 | | 3 | 1 | 1 | | 1 | | 2 | 28 | injury to the sole of the foot |
| collapse | 6 | 4 | 4 | 14 | 10 | 11 | 16 | 8 | 5 | 10 | 10 | 9 | 7 | 6 | 5 | 9 | 8 | 6 | 12 | 14 | 8 | 7 | 6 | 1 | 196 | collapse | |
| unclassifiable | 4 | 6 | 11 | 6 | 1 | 5 | 5 | 2 | 3 | 5 | 1 | 6 | 2 | 4 | | 2 | 2 | 3 | 1 | 2 | 2 | 2 | 1 | 1 | 77 | unclassifiable | |
| drown | | 2 | | | | 1 | | | 2 | | | | 1 | | 1 | | | | 1 | | 1 | 1 | | 1 | 11 | drown | |
| fire | 2 | 1 | | 1 | | 2 | | 1 | 2 | | | | | | | | 1 | | | | 1 | | | | 11 | fire | |
| contact to harmful substance | 1 | | | | | | | 2 | | | | | | | 4 | | | | | 1 | 2 | | | | 10 | contact to harmful substance | |
| explosion | | | | | | | | | 1 | | | | 1 | | | | | | | | | | | | 2 | explosion | |
| burst | | | | | | | | | | | 1 | | | | | | | | | 1 | | | | | 2 | burst | |
| electric shock | | | | | | | | | | | | | | | | | | | | | | | | | | electric shock | |
| total | 2,412 | 2,364 | 2,604 | 2,585 | 2,524 | 2,490 | 2,623 | 2,494 | 2,324 | 2,510 | 2,395 | 2,467 | 2,420 | 2,452 | 2,343 | 2,483 | 2,174 | 2,297 | 2,348 | 2,476 | 2,095 | 2,015 | 2,113 | 2,075 | 57,083 | total | |

Transition of Causal agents (Large) of fatal and non-fatal accidents in 080205 newspaper retail in Japan (1999-2022)

| Causal (L) agents | 1999 | 2000 | 2001 | 2002 | 2003 | 2004 | 2005 | 2006 | 2007 | 2008 | 2009 | 2010 | 2011 | 2012 | 2013 | 2014 | 2015 | 2016 | 2017 | 2018 | 2019 | 2020 | 2021 | 2022 | total | Causal (L) agents |
|--------------------------|-------|-------|-------|-------|-------|-------|-------|-------|-------|-------|-------|-------|-------|-------|-------|-------|-------|-------|-------|-------|-------|-------|-------|-------|--------|--------------------------|
| crane, conveying machine | 1,383 | 1,392 | 1,542 | 1,545 | 1,517 | 1,450 | 1,503 | 1,481 | 1,386 | 1,470 | 1,410 | 1,412 | 1,311 | 1,348 | 1,342 | 1,359 | 1,288 | 1,270 | 1,322 | 1,322 | 1,178 | 1,134 | 1,202 | 1,093 | 32,660 | crane, conveying machine |

| | | | | | | | | | | | | | | | | | | | | | | | | | | |
|------------------------------|----|----|----|----|----|----|----|----|----|----|----|----|----|----|----|----|----|----|----|----|----|----|----|----|-----|------------------------------|
| conveying machine | 53 | 42 | 30 | 39 | 39 | 36 | 24 | 30 | 25 | 29 | 18 | 30 | 21 | 21 | 15 | 18 | 15 | 15 | 20 | 12 | 14 | 6 | 11 | 10 | 573 | conveying machine |
| load | 33 | 23 | 28 | 21 | 27 | 25 | 33 | 27 | 23 | 28 | 14 | 18 | 22 | 19 | 10 | 15 | 19 | 14 | 16 | 9 | 11 | 9 | 10 | 10 | 464 | load |
| tools | 6 | 12 | 9 | 14 | 18 | 11 | 16 | 17 | 21 | 22 | 11 | 20 | 17 | 14 | 11 | 12 | 13 | 14 | 17 | 18 | 21 | 10 | 23 | 10 | 357 | tools |
| other equipments, facilities | 6 | 6 | 5 | 2 | 2 | 7 | 6 | 2 | 3 | 6 | 3 | 7 | 3 | 7 | 3 | 6 | 6 | 7 | 3 | 4 | 5 | 6 | 4 | 9 | 118 | other equipments, facilities |
| other causal agent | 33 | 27 | 33 | 28 | 20 | 30 | 17 | 29 | 20 | 19 | 23 | 26 | 21 | 22 | 14 | 30 | 18 | 17 | 19 | 25 | 30 | 18 | 5 | 5 | 529 | other causal agent |
| materials | 10 | 14 | 14 | 19 | 9 | 18 | 13 | 7 | 8 | 9 | 3 | 7 | 7 | 8 | 8 | 9 | 7 | 10 | 14 | 7 | 11 | 11 | 8 | 4 | 235 | materials |
| electric equipment | 3 | | | 1 | | 2 | | | 1 | 2 | 1 | | | | | | 2 | | 3 | 1 | | 2 | | 1 | 19 | electric equipment |
| construction machine | | | | | 1 | | 2 | | | | | | 1 | | | | | | | | | | | 1 | 5 | construction machine |
| unclassifiable | 10 | 4 | 12 | 10 | 3 | 3 | 2 | 2 | 3 | 8 | 2 | 6 | 2 | 2 | | 4 | | 2 | | 6 | 1 | 2 | 2 | | 86 | unclassifiable |
| general machine | 4 | 5 | 6 | 3 | 6 | 3 | 2 | 6 | 7 | 6 | 1 | 3 | 1 | 1 | 3 | 2 | 3 | 1 | | 2 | | 3 | 3 | | 71 | general machine |
| crane | | 2 | 2 | | | | | 2 | | 1 | | | | 1 | | | | | | | 2 | | | | 10 | crane |
| hazards, harmful substances | | 2 | | 1 | | 1 | | | | | | | | | 1 | 1 | | | | | | | | | 6 | hazards, harmful substances |
| metal manufacturing machine | 1 | | 1 | | | 1 | | | | | | | | | | | | | | | | | | | 3 | metal manufacturing machine |
| engine | | | 1 | | | | | | | | | | 1 | | | | | | | | | | | | 2 | engine |
| power transmission mechanism | | | 1 | | | | | | | | | | | | | | | | | | | | 1 | | 2 | power transmission |

| | | | | | | | | | | | | | | | | | | | | | | | | |
|--|--|--|--|--|--|--|--|--|--|--|--|--|--|--|--|--|--|--|--|--|--|--|--|--|
| machine | | | | | | | | | | | | | | | | | | | | | | | | machine |
| wood planer machine | | | | | | | | | | | | | | | | | | | | | | | | wood planer machine |
| hollow chisel mortiser, wood borer | | | | | | | | | | | | | | | | | | | | | | | | hollow chisel mortiser, wood borer |
| chamfering machine, router, woodworking milling machine | | | | | | | | | | | | | | | | | | | | | | | | chamfering machine, router, woodworking milling machine |
| other woodworking machines | | | | | | | | | | | | | | | | | | | | | | | | other woodworking machines |
| foundation work machine | | | | | | | | | | | | | | | | | | | | | | | | foundation work machine |
| hardening machine | | | | | | | | | | | | | | | | | | | | | | | | hardening machine |
| demolition machine | | | | | | | | | | | | | | | | | | | | | | | | demolition machine |
| vehicle for high lift work | | | | | | | | | | | | | | | | | | | | | | | | vehicle for high lift work |
| other construction machines | | | | | | | | | | | | | | | | | | | | | | | | other construction machines |
| lathe | | | | | | | | | | | | | | | | | | | | | | | | lathe |
| drill press, milling machine | | | | | | | | | | | | | | | | | | | | | | | | drill press, milling machine |
| power press | | | | | | | | | | | | | | | | | | | | | | | | power press |
| forging pressure hammer | | | | | | | | | | | | | | | | | | | | | | | | forging pressure hammer |
| shearing machine | | | | | | | | | | | | | | | | | | | | | | | | shearing machine |

| | | | | | | | | | | | | | | | | | | | | | | | | | | |
|----------------------|-------|-------|-------|-------|-------|-------|-------|-------|-------|-------|-------|-------|-------|-------|-------|-------|-------|-------|-------|-------|-------|-------|-------|-------|--------|----------------------|
| 60 years old or more | 480 | 528 | 521 | 552 | 582 | 630 | 691 | 667 | 640 | 812 | 752 | 879 | 948 | 1,041 | 998 | 1,141 | 981 | 1,134 | 1,184 | 1,266 | 1,115 | 1,081 | 1,206 | 1,194 | 21,023 | 60 years old or more |
| 50-59 | 581 | 561 | 666 | 669 | 682 | 661 | 792 | 734 | 645 | 703 | 635 | 672 | 583 | 558 | 537 | 560 | 463 | 501 | 503 | 519 | 455 | 415 | 413 | 367 | 13,875 | 50-59 |
| 40-49 | 492 | 441 | 476 | 472 | 432 | 419 | 414 | 439 | 422 | 402 | 428 | 383 | 413 | 375 | 373 | 373 | 338 | 354 | 333 | 353 | 284 | 288 | 244 | 262 | 9,210 | 40-49 |
| 30-39 | 354 | 352 | 385 | 426 | 411 | 393 | 370 | 347 | 348 | 338 | 326 | 291 | 268 | 271 | 257 | 225 | 225 | 169 | 196 | 201 | 132 | 119 | 119 | 119 | 6,642 | 30-39 |
| 20-29 | 351 | 356 | 405 | 367 | 326 | 305 | 287 | 234 | 213 | 201 | 206 | 210 | 164 | 171 | 142 | 152 | 143 | 115 | 113 | 116 | 84 | 97 | 111 | 112 | 4,981 | 20-29 |
| 19 years old or less | 154 | 126 | 151 | 99 | 91 | 82 | 69 | 73 | 56 | 54 | 48 | 32 | 44 | 36 | 36 | 32 | 24 | 24 | 19 | 21 | 25 | 15 | 20 | 21 | 1,352 | 19 years old or less |
| total | 2,412 | 2,364 | 2,604 | 2,585 | 2,524 | 2,490 | 2,623 | 2,494 | 2,324 | 2,510 | 2,395 | 2,467 | 2,420 | 2,452 | 2,343 | 2,483 | 2,174 | 2,297 | 2,348 | 2,476 | 2,095 | 2,015 | 2,113 | 2,075 | 57,083 | total |

Transition of workers' number of workplace of fatal and non-fatal accidents in 080205 newspaper retail in Japan (1999-2022)

| Workers scale | 1999 | 2000 | 2001 | 2002 | 2003 | 2004 | 2005 | 2006 | 2007 | 2008 | 2009 | 2010 | 2011 | 2012 | 2013 | 2014 | 2015 | 2016 | 2017 | 2018 | 2019 | 2020 | 2021 | 2022 | total | Workers scale |
|---------------------|-------|-------|-------|-------|-------|-------|-------|-------|-------|-------|-------|-------|-------|-------|-------|-------|-------|-------|-------|-------|-------|-------|-------|-------|--------|---------------------|
| 10-29 | 1,055 | 1,049 | 1,158 | 1,120 | 1,066 | 1,076 | 1,100 | 1,051 | 966 | 1,090 | 1,046 | 1,069 | 1,092 | 1,103 | 995 | 1,104 | 990 | 1,084 | 1,091 | 1,153 | 996 | 980 | 1,007 | 992 | 25,433 | 10-29 |
| 30-49 | 485 | 534 | 614 | 602 | 659 | 651 | 696 | 636 | 645 | 655 | 649 | 626 | 669 | 643 | 651 | 709 | 605 | 646 | 699 | 654 | 572 | 542 | 578 | 604 | 15,024 | 30-49 |
| 9 workers or less | 315 | 285 | 322 | 331 | 297 | 299 | 350 | 300 | 299 | 334 | 282 | 300 | 275 | 277 | 243 | 257 | 226 | 213 | 203 | 248 | 207 | 199 | 204 | 214 | 6,480 | 9 workers or less |
| 50-99 | 354 | 310 | 316 | 326 | 329 | 313 | 315 | 327 | 278 | 287 | 296 | 333 | 268 | 284 | 322 | 305 | 254 | 249 | 265 | 304 | 251 | 209 | 257 | 188 | 6,940 | 50-99 |
| 100-299 | 177 | 165 | 170 | 175 | 153 | 107 | 131 | 141 | 114 | 121 | 112 | 117 | 101 | 129 | 118 | 98 | 82 | 92 | 75 | 96 | 62 | 75 | 61 | 70 | 2,742 | 100-299 |
| 300 workers or more | 26 | 21 | 24 | 31 | 20 | 44 | 31 | 39 | 22 | 23 | 10 | 22 | 15 | 16 | 14 | 10 | 17 | 13 | 15 | 21 | 7 | 10 | 6 | 7 | 464 | 300 workers or more |
| total | 2,412 | 2,364 | 2,604 | 2,585 | 2,524 | 2,490 | 2,623 | 2,494 | 2,324 | 2,510 | 2,395 | 2,467 | 2,420 | 2,452 | 2,343 | 2,483 | 2,174 | 2,297 | 2,348 | 2,476 | 2,095 | 2,015 | 2,113 | 2,075 | 57,083 | total |

Transition of occurred months of fatal and non-fatal accidents in 080205 newspaper retail in Japan (1999-2022)

| Month | 1999 | 2000 | 2001 | 2002 | 2003 | 2004 | 2005 | 2006 | 2007 | 2008 | 2009 | 2010 | 2011 | 2012 | 2013 | 2014 | 2015 | 2016 | 2017 | 2018 | 2019 | 2020 | 2021 | 2022 | total | Month |
|----------|------|------|------|------|------|------|------|------|------|------|------|------|------|------|------|------|------|------|------|------|------|------|------|------|-------|----------|
| January | 231 | 215 | 368 | 294 | 354 | 333 | 281 | 300 | 235 | 278 | 292 | 303 | 386 | 298 | 364 | 244 | 249 | 364 | 365 | 455 | 238 | 191 | 329 | 330 | 7,297 | January |
| February | 279 | 241 | 214 | 235 | 207 | 231 | 262 | 259 | 207 | 330 | 239 | 245 | 261 | 328 | 216 | 446 | 195 | 218 | 203 | 267 | 192 | 191 | 175 | 248 | 5,889 | February |
| December | 196 | 180 | 195 | 203 | 190 | 219 | 335 | 206 | 168 | 226 | 195 | 203 | 206 | 224 | 217 | 265 | 179 | 181 | 198 | 183 | 172 | 173 | 194 | 204 | 4,912 | December |
| July | 212 | 195 | 209 | 225 | 196 | 198 | 208 | 211 | 219 | 183 | 215 | 226 | 199 | 200 | 151 | 176 | 195 | 166 | 184 | 196 | 197 | 220 | 182 | 179 | 4,742 | July |

| | | | | | | | | | | | | | | | | | | | | | | | | | | |
|-----------|-------|-------|-------|-------|-------|-------|-------|-------|-------|-------|-------|-------|-------|-------|-------|-------|-------|-------|-------|-------|-------|-------|-------|-------|--------|-----------|
| Shimane | 11 | 18 | 15 | | 23 | | 17 | 21 | 8 | 21 | 16 | 19 | 16 | 26 | 25 | 11 | 13 | 15 | 14 | 19 | 19 | 15 | 14 | 13 | 369 | Shimane |
| Ehime | 17 | 19 | 23 | | 22 | | 13 | 20 | 13 | 16 | 16 | 13 | 15 | 24 | 28 | 21 | 23 | 30 | 20 | 18 | 19 | 21 | 24 | 12 | 427 | Ehime |
| Fukui | 7 | 7 | 19 | | 11 | | 10 | 13 | 16 | 8 | 16 | 11 | 15 | 9 | 10 | 14 | 6 | 17 | 12 | 14 | 13 | 9 | 14 | 12 | 263 | Fukui |
| Oita | 22 | 14 | 25 | | 25 | | 13 | 15 | 20 | 19 | 21 | 26 | 16 | 21 | 25 | 25 | 26 | 23 | 24 | 16 | 14 | 15 | 13 | 8 | 426 | Oita |
| Miyazaki | 18 | 15 | 12 | | 13 | | 18 | 15 | 10 | 13 | 12 | 14 | 12 | 13 | 13 | 13 | 13 | 11 | 17 | 17 | 18 | 14 | 17 | 8 | 306 | Miyazaki |
| Yamanashi | 3 | 1 | 12 | | 18 | | 8 | 7 | 3 | 8 | 6 | 6 | 2 | 6 | | 10 | 10 | 8 | 5 | 8 | 10 | 9 | 9 | 8 | 157 | Yamanashi |
| Shiga | 31 | 28 | 24 | | 18 | | 24 | 19 | 36 | 27 | 24 | 25 | 27 | 16 | 19 | 16 | 21 | 16 | 16 | 19 | 22 | 17 | 11 | 7 | 463 | Shiga |
| Tottori | 7 | 9 | 14 | | 6 | | 7 | 1 | 3 | 9 | 6 | 6 | 15 | 8 | 7 | 11 | 7 | 11 | 11 | 6 | 5 | 5 | 5 | 6 | 165 | Tottori |
| Okinawa | 1 | 3 | 1 | | 5 | | 5 | 5 | 3 | 8 | 5 | 8 | 15 | 11 | 12 | 5 | 14 | 12 | 8 | 5 | 10 | 6 | 4 | 4 | 150 | Okinawa |
| total | 2,412 | 2,364 | 2,604 | 2,585 | 2,524 | 2,490 | 2,623 | 2,494 | 2,324 | 2,510 | 2,395 | 2,467 | 2,420 | 2,452 | 2,343 | 2,483 | 2,174 | 2,297 | 2,348 | 2,476 | 2,095 | 2,015 | 2,113 | 2,075 | 57,083 | total |

Data Source : <https://anzeninfo.mhlw.go.jp/user/anzen/tok/anst00.html> MHLW, Jaan

Return to https://www.jisha.or.jp/english/statistics/202312_05.html