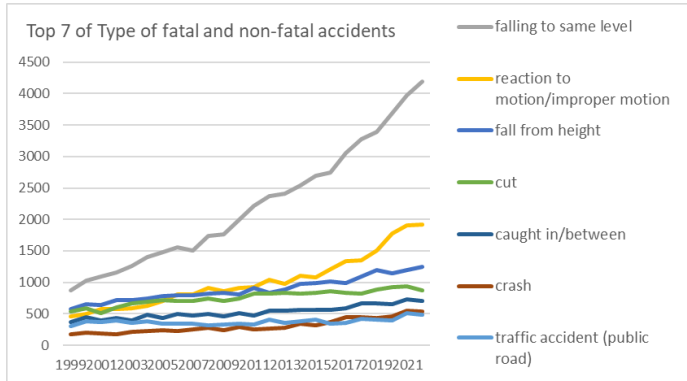
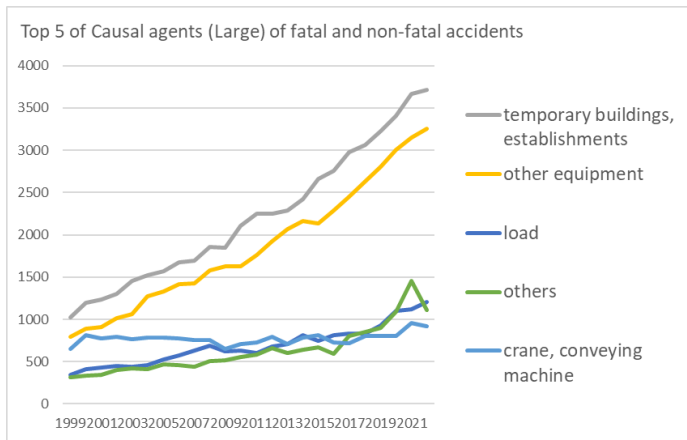


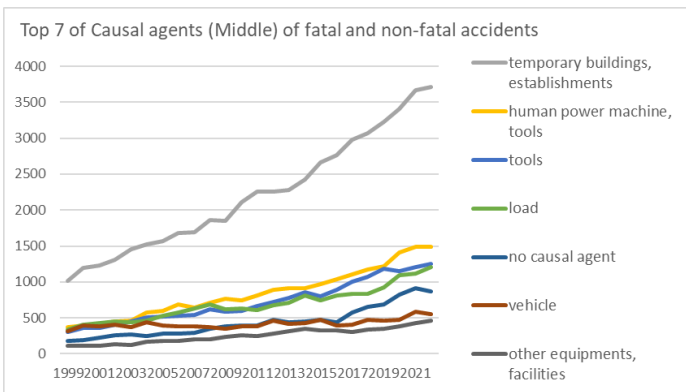
Transition of fatal and non-fatal accidents in 080209 other retails in Japan (1999-2022)



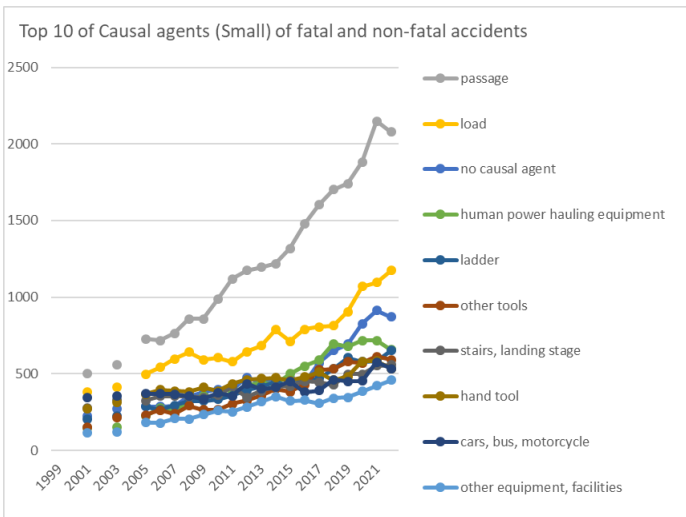
Transition of Top 7 of Type of fatal and non-fatal accidents in 080209 other retails in Japan (1999-2022)



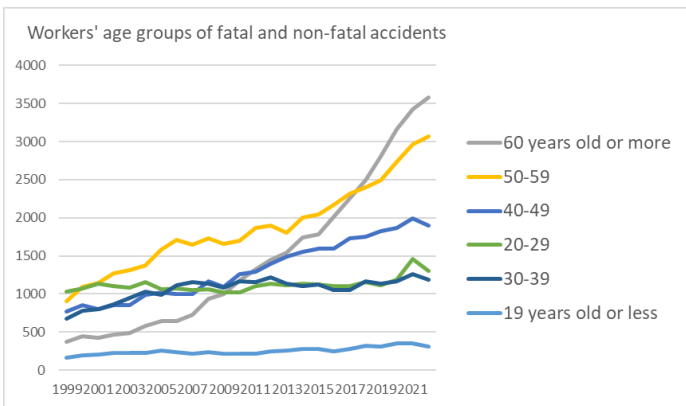
Transition of Top 5 of Causal agents (Large) of fatal and non-fatal accidents in 080209 other retails in Japan (1999-2022)



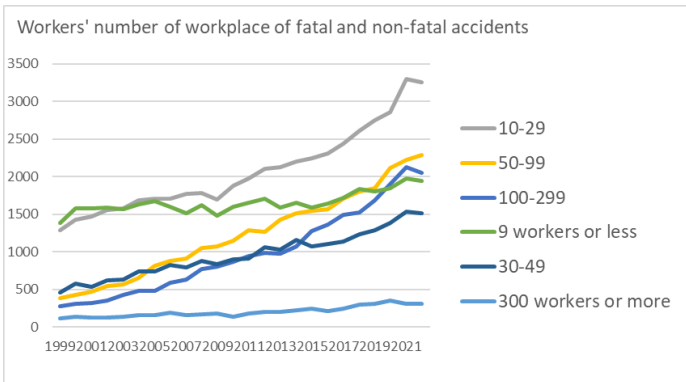
Transition of Top 7 of Causal agents (Middle) of fatal and non-fatal accidents in 080209 other retails in Japan (1999-2022)



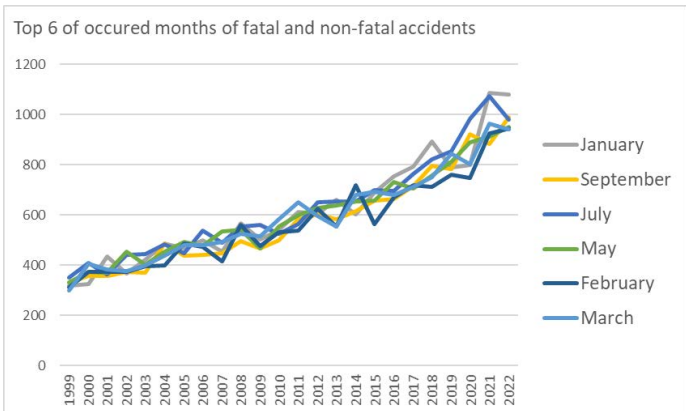
Transition of Top 10 of Causal agents (Small) of fatal and non-fatal accidents in 080209 other retails in Japan (1999-2022)



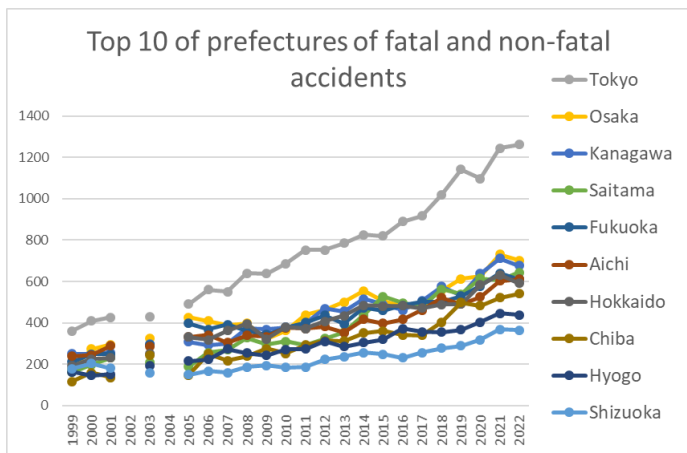
Transition of workers' age groups of fatal and non-fatal accidents in 080209 other retails in Japan (1999-2022)



Transition of workers' number of workplace of fatal and non-fatal accidents in 080209 other retails in Japan (1999-2022)



Transition of Top 6 of occurred months of fatal and non-fatal accidents in 080209 other retails in Japan (1999-2022)



Transition of Top 10 of prefectures of fatal and non-fatal accidents in 080209 other retails in Japan (1999-2022)

Transition of Type of fatal and non-fatal accidents in 080209 other retails in Japan (1999-2022)

Type of accidents	1999	2000	2001	2002	2003	2004	2005	2006	2007	2008	2009	2010	2011	2012	2013	2014	2015	2016	2017	2018	2019	2020	2021	2022	total	Type of accidents
falling to same level	873	1,026	1,096	1,153	1,255	1,402	1,483	1,562	1,504	1,744	1,760	2,000	2,212	2,366	2,406	2,536	2,700	2,745	3,052	3,281	3,390	3,693	3,978	4,188	53,405	falling to same level
reaction to motion/improper motion	455	495	570	577	584	626	701	808	812	909	856	913	927	1,041	980	1,106	1,079	1,209	1,343	1,354	1,509	1,774	1,901	1,918	24,447	reaction to motion/improper motion
fall from height	579	646	642	716	719	740	788	795	799	820	831	806	906	829	882	980	984	1,014	984	1,096	1,194	1,147	1,197	1,250	21,344	fall from height
cut	532	586	514	606	661	693	719	701	705	749	710	744	814	815	835	826	839	856	831	826	885	929	943	870	18,189	cut
caught in/between	365	441	400	427	395	483	437	493	474	494	458	513	474	553	546	561	561	565	584	670	664	655	730	707	12,650	caught in/between
crash	175	194	187	178	207	221	234	222	250	283	238	292	251	267	283	346	321	365	447	440	428	458	553	539	7,379	crash
traffic accident (public road)	304	382	371	400	352	375	344	348	343	314	324	343	333	408	355	375	401	341	360	418	401	394	508	478	8,972	traffic accident (public road)
struck by flying or falling object	235	231	244	250	278	274	308	286	301	301	268	290	281	320	352	365	381	330	324	363	382	429	394	431	7,618	struck by flying or falling object
crashed by	106	118	161	131	132	136	153	132	174	185	160	161	178	210	168	195	214	209	239	265	255	322	322	385	4,711	crashed by

contact to high/low-temperature	101	123	151	160	127	167	158	179	195	218	209	227	223	247	265	272	220	258	261	292	299	278	259	274	5,163	contact to high/low-temperature
collapse	71	91	89	75	106	123	120	119	102	129	132	122	130	144	157	158	130	163	172	163	156	147	172	157	3,128	collapse
others	40	42	29	44	49	54	52	47	55	62	72	74	113	65	60	45	66	68	69	68	56	164	440	103	1,937	others
contact to harmful substance	10	10	4	15	10	11	14	14	18	18	18	14	13	10	12	13	17	15	14	13	21	27	33	18	362	contact to harmful substance
unclassifiable	17	15	17	20	9	14	16	28	24	17	9	10	13	25	12	11	21	14	17	11	15	14	7	9	365	unclassifiable
injury to the sole of the foot	10	8	9	7	2	7	5	11	6	10	1	7	3	7	8	4	8	7	16	4	4	7	8	6	165	injury to the sole of the foot
explosion	5	3	1	3	4	3	4	4	4	4	1	2	8	3	4		1	3	1	2	6	1	5	5	77	explosion
traffic accident (others)	3	2	6	3	2	2	8	6	4	5	2	3	4	4	3	5	3	3	4	6	7	5	3	3	96	traffic accident (others)
fire	5	7	3	6	1	4	5	8	2	4	4	3	7	7	3	4	1	6	1	3	3	1	1	3	92	fire
burst	5	6	3	3	5	3	5	5	4	3	4	4	3	3	1	5	3	6	1	3	3	3	3	2	86	burst
electric shock			2	6	2	1	1	2	3	3	1	2	4	3	2	5	3	1	3	5		4	1	1	55	electric shock
drown	1			1			1						40		1			1	3	1	2	2	1		54	drown
total	3,892	4,426	4,499	4,781	4,900	5,339	5,556	5,770	5,779	6,272	6,058	6,530	6,937	7,327	7,335	7,812	7,953	8,179	8,726	9,284	9,680	10,454	11,459	11,347	170,295	total

Transition of Causal agents (Large) of fatal and non-fatal accidents in 080209 other retails in Japan (1999-2022)

Causal (L) agents	1999	2000	2001	2002	2003	2004	2005	2006	2007	2008	2009	2010	2011	2012	2013	2014	2015	2016	2017	2018	2019	2020	2021	2022	total	Causal (L) agents
temporary buildings, establishments	1,020	1,196	1,233	1,304	1,453	1,525	1,566	1,676	1,691	1,859	1,851	2,109	2,251	2,254	2,283	2,425	2,661	2,761	2,979	3,066	3,225	3,409	3,662	3,712	53,171	temporary buildings, establishments
other equipment	798	888	913	1,018	1,060	1,268	1,330	1,418	1,423	1,577	1,630	1,627	1,765	1,923	2,064	2,159	2,139	2,284	2,455	2,631	2,807	3,005	3,154	3,259	44,595	other equipment

load	341	408	427	448	437	458	527	578	627	687	624	633	605	679	711	815	742	811	830	834	928	1,099	1,117	1,205	16,571	load
others	319	336	347	397	419	414	464	456	443	505	513	552	582	662	604	641	673	589	805	853	899	1,091	1,454	1,112	15,130	others
crane, conveying machine	647	809	771	797	761	782	786	775	758	754	648	712	725	791	703	780	811	730	722	808	803	800	958	919	18,550	crane, conveying machine
machine	365	382	346	383	391	394	396	386	394	424	389	437	432	436	432	417	437	422	397	445	455	432	450	428	9,870	machine
environment	105	103	168	113	97	149	142	150	123	150	129	153	296	239	230	280	210	270	273	344	257	295	339	410	5,025	environment
substance, material	297	304	294	321	282	349	345	331	320	316	274	307	281	343	308	295	280	312	265	303	306	323	325	302	7,383	substance, material
total	3,892	4,426	4,499	4,781	4,900	5,339	5,556	5,770	5,779	6,272	6,058	6,530	6,937	7,327	7,335	7,812	7,953	8,179	8,726	9,284	9,680	10,454	11,459	11,347	170,295	total

Transition of Causal agents (Middle) of fatal and non-fatal accidents in 080209 other retails in Japan (1999-2022)

Causal (M) agents	1999	2000	2001	2002	2003	2004	2005	2006	2007	2008	2009	2010	2011	2012	2013	2014	2015	2016	2017	2018	2019	2020	2021	2022	total	Causal (M) agents
temporary buildings, establishments	1,020	1,196	1,233	1,304	1,453	1,525	1,566	1,676	1,691	1,859	1,851	2,109	2,251	2,254	2,283	2,425	2,661	2,761	2,979	3,066	3,225	3,409	3,662	3,712	53,171	temporary buildings, establishments
human power machine, tools	367	394	421	456	467	579	600	683	648	714	771	740	817	894	917	913	965	1,035	1,107	1,168	1,220	1,413	1,484	1,484	20,257	human power machine, tools
tools	305	360	361	402	446	506	522	532	537	620	588	602	663	722	784	852	806	891	1,000	1,070	1,189	1,151	1,202	1,248	17,359	tools
load	341	408	427	448	437	458	527	578	627	687	624	633	605	679	711	815	742	811	830	834	928	1,099	1,117	1,205	16,571	load
no causal agent	179	193	225	256	273	251	287	285	290	354	378	399	396	478	441	455	472	438	571	652	693	827	913	871	10,577	no causal agent
vehicle	317	393	381	401	375	435	397	383	380	375	355	387	378	460	416	427	471	395	405	474	463	470	589	551	10,078	vehicle
other equipments, facilities	110	116	115	132	121	166	182	178	208	204	234	260	253	283	318	352	324	327	306	341	347	386	423	459	6,145	other equipments, facilities

welding equipment	3	1	3	5	2	2	1		1	4	2	1	1		2		5	3		2	3	3	2	4	50	equipment
pressure vessel	4	5	6	4	10	4	3	4	5	5	9	4	3	4	6	4	2	4	4	1	4	5	3	2	105	pressure vessel
engine	1	3	1	1	1	3	1	1	2			3	2	2		1	1	3			2	2	1	2	33	engine
chemical facilities							1		1											1		1	1	5	chemical facilities	
mobile silviculture machine																			1				2	3	mobile silviculture machine	
total	3,892	4,426	4,499	4,781	4,900	5,339	5,556	5,770	5,779	6,272	6,058	6,530	6,937	7,327	7,335	7,812	7,953	8,179	8,726	9,284	9,680	10,454	11,459	11,347	170,295	total

Transition of Causal agents (Small) of fatal and non-fatal accidents in 080209 other retails in Japan (1999-2022)

Causal (S) agents	1999	2000	2001	2002	2003	2004	2005	2006	2007	2008	2009	2010	2011	2012	2013	2014	2015	2016	2017	2018	2019	2020	2021	2022	total	Causal (S) agents
passage			503		561		727	718	764	857	859	986	1,119	1,174	1,195	1,219	1,317	1,478	1,602	1,703	1,741	1,881	2,148	2,079	24,631	passage
load			384		411		497	542	598	641	591	605	579	643	682	787	712	790	807	814	906	1,069	1,095	1,174	14,327	load
no causal agent			225		273		287	285	290	354	378	399	396	478	441	455	472	438	571	652	693	827	913	871	9,698	no causal agent
human power hauling equipment			144		151		224	279	254	323	358	346	374	424	443	431	500	550	588	695	679	718	717	657	8,855	human power hauling equipment
ladder			203		227		285	264	293	322	323	333	356	393	416	449	419	458	469	532	605	578	585	651	8,161	ladder
other tools			152		215		231	262	240	292	264	264	304	326	357	400	382	429	526	533	578	572	613	592	7,532	other tools
stairs, landing stage			275		329		325	354	354	352	346	360	416	345	387	415	420	450	446	427	499	497	552	559	8,108	stairs, landing stage
hand tool			271		312		368	395	388	382	411	389	436	460	468	473	457	479	512	458	482	581	585	535	8,842	hand tool
cars, bus, motorcycle			347		354		370	369	366	355	335	374	357	434	401	412	451	380	391	460	452	454	576	534	8,172	cars, bus, motorcycle
other equipment, facilities			115		121		182	178	208	204	234	260	253	283	318	352	324	327	306	341	347	386	423	459	5,621	other equipment, facilities
working platform, boot board			153		205		185	222	212	248	226	276	249	279	257	299	351	307	351	382	390	362	329	413	5,696	working platform, boot board

building, establishment			139		169		167	201	208	209	212	255	259	252	246	221	281	250	302	302	254	332	313	317	4,889	building, establishment
other environments			115		74		106	99	82	103	93	103	144	173	163	206	157	204	213	236	156	204	264	313	3,208	other environments
other temporary buildings, establishments			115		135		128	134	118	164	162	191	163	162	156	224	242	237	235	212	284	308	274	286	3,930	other temporary buildings, establishments
human power cranes			1		1		4	4	1	2			2	1		2	2		2	5	51	104	174	282	638	human power cranes
truck			258		242		246	259	249	227	206	216	240	215	193	221	224	223	211	216	238	243	222	242	4,591	truck
other causal agent			102		128		154	144	119	129	113	134	169	168	140	162	177	142	212	188	193	250	530	230	3,584	other causal agent
food manufacturing machine			156		187		191	180	207	231	212	260	259	231	251	231	246	252	244	257	257	248	235	208	4,543	food manufacturing machine
other materials			87		101		120	128	143	122	137	123	110	137	134	123	124	121	96	118	113	113	132	132	2,414	other materials
other general power machines			97		99		105	115	98	102	107	87	91	106	109	99	103	95	80	107	119	100	120	123	2,062	other general power machines
metal material			100		77		105	89	79	83	48	77	62	85	67	85	57	66	74	71	79	91	78	83	1,556	metal material
high/cold temperature environment			28		6		9	17	16	24	18	28	40	40	49	39	27	38	33	76	65	62	53	68	736	high/cold temperature environment
forklift			64		58		72	64	59	76	33	51	52	47	42	58	52	53	40	53	44	43	79	50	1,090	forklift
opening			13		13		5	12	12	8	19	17	13	16	19	23	22	16	23	18	35	16	24	37	361	opening
lumber, bamboo			44		43		53	43	33	41	28	35	33	45	35	38	40	42	32	49	41	46	41	31	793	lumber, bamboo
machine/equipment as load			43		26		30	36	29	46	33	28	26	36	29	28	30	21	23	20	22	30	22	31	589	machine/equipment as load
other hazards, harmful substances			19		25		38	28	29	26	30	27	32	41	39	24	32	42	39	35	39	43	46	29	663	other hazards, harmful substances
kiln, caldron			3		4		9	14	9	18	12	14	11	9	15	9	9	11	13	24	18	21	14	26	263	kiln, caldron

conveyor			15		19		24	21	18	15	11	7	13	21	15	19	13	17	15	17	12	11	17	25	325	conveyor
transmission			1		3		5	2	9	3	6	3	6	3	10	8	12	8	18	15	15	11	14	21	173	transmission
other vehicles			28		18		26	12	13	19	19	11	16	25	15	13	17	14	13	12	10	14	11	17	323	other vehicles
elevator, lift			10		19		14	14	18	16	12	15	13	15	8	13	12	10	17	15	18	11	20	17	287	elevator, lift
roof, beam, haze, crossbeam, principal rafter			28		24		20	26	14	15	22	21	26	20	16	22	21	17	12	15	13	12	16	15	375	roof, beam, haze, crossbeam, principal rafter
other powered conveying machines			9		16		8	10	13	12	8	13	10	13	6	13	20	13	17	9	11	8	14	15	238	other powered conveying machines
natural ground, rock			15		9		11	16	6	12	6	7	10	10	5	8	10	10	9	7	13	11	7	15	197	natural ground, rock
mixer, grinder			3		4		9	4	5	7	4	5	7	8	9	5	5	2	7	9	9	9	7	14	132	mixer, grinder
roll machine (except printingroll machine)			7		4		7	11	8	10	6	10	4	11	9	8	11	5	12	16	8	6	11	13	177	roll machine (except printingroll machine)
stone, sand, substance			24		19		13	23	21	20	9	18	16	9	14	15	15	14	18	10	12	15	12	12	309	stone, sand, substance
unclassifiable			20		18		23	27	34	22	22	19	17	16	23	24	24	9	22	13	13	14	11	11	382	unclassifiable
circular sawing machine			16		12		18	18	14	19	11	13	14	19	5	11	14	13	9	13	14	14	23	10	280	circular sawing machine
other metal manufacturing machines			11		15		9	13	13	13	9	10	4	7	11	6	4	11	9	10	6	4	5	10	180	other metal manufacturing machines
human power machine			5		3		4	5	5	7	2	5	5	9	6	7	6	6	5	10	8	10	8	10	126	human power machine
water			7		4		14	14	15	9	10	11	94	10	10	19	10	11	14	21	17	15	12	8	325	water
inflammable substance			15		3		6	9	5	10	12	12	7	19	6	4	4	2	2	9	7	5	9	8	154	inflammable substance

mobile crane			20		13		9	6	7	13	11	13	5	4	11	13	11	13	4	5	5	5	4	7	179	mobile crane
crane			9		16		12	11	12	11	9	7	7	4	6	14	4	3	7	10	8	6	6	7	169	crane
other electrical equipment			3		7		4	1	5	5	5	2	3	5	7	11	8	3	4	8	6	14	8	7	116	other electrical equipment
power transmission mechanism			7		9		6	7	4	5	4	6	9	10	5	3	5	8	2	2	5	5	3	7	112	power transmission mechanism
leveling, transporting or loading machine			4		5		4	3	3	4	3	5	9	5	2	9	8	2	4	7	1	4	10	7	99	leveling, transporting or loading machine
grinding machine, buffing machine			9		10		10	3	7	8	4	9	5	6	2	9	6	5	6	5	7	8	3	6	128	grinding machine, buffing machine
excavating machine			7		9		3	8	6	4	10	3	6	7	5	9	11	6	5	2	3	6	11	6	127	excavating machine
scaffolding			7		17		9	9	9	6	5	2	6	6	6	2	7	6	8	7	9	1	5	5	132	scaffolding
harmful substance			2		5		5	7	6	8	7	9	9	4	8	4	7	13	2	6	9	7	2	5	125	harmful substance
slinging tool			6		4		6	6	4	6	1	5	3	3	11	3	5	4	5	5	6	1	4	5	93	slinging tool
chain saw			1		3				1	3	2	2	3	2	1	5	2	1	3	1	2	2	2	5	41	chain saw
industrial dryer							1	1		1	1		2	1	2	2	1		2		1			5	20	industrial dryer
other woodworking machines			3		8		7	5	7	4	3	6	5	6	6	8	3	1	2	5	8	6	3	4	100	other woodworking machines
standing tree			3		4			3	4	1	2	3	7	1	3	6	6	5	3	3	5	3	3	4	69	standing tree
loader			3		2			4		2	2		2	1	1		1	3	1	1	1	1		3	28	loader
printing machine			3		2		3	2	3			1		1			1	2	1		1	1		3	24	printing machine
inflammable gas			3		7		5	3	4	5	3	4	12	3	4	2	1	11	2	4	5	2	5	2	87	inflammable gas
other pressure vessels			4		8		3	3	3	1	6	3	3	4	5	4	2	3	2		1	4	2	2	63	other pressure vessels
other kiln, caldron							1	1		1	2		4	2	3	5	5	2	1		2	1	3	2	35	other kiln, caldron
engine			1		1		1	1	2			3	2	2		1	1	3			2	2	1	2	25	engine

gas welding equipment			2		1		1		1	2	2	1	1		1		2	2		1	2	1		2	22	gas welding equipment
abnormal environment							2	1		1		1	1	5		2		2	1	1	1			2	20	abnormal environment
vehicle for high lift work			1		1		1		1		2				2		1	2	1	1	1		1	2	17	vehicle for high lift work
other powered crane					1		2	3	1	5		3	4	9	5	2	1		3	4	3	1	5	1	53	other powered crane
wood planer machine			2		2		5	3	4	1	1	5	4	4	6		2	1	3	1	1	1	3	1	50	wood planer machine
other construction machines			3		2		3	4	2	2	2	4		4	1	4	1	2	3	1	3	2	1	1	45	other construction machines
drill press, milling machine			2		5		5	1		5	2		1	1	1		2	1		1	1			1	29	drill press, milling machine
band sawing machine			2		2		2	1	3	1	1		2	1	2	1	2	1	1			2		1	25	band sawing machine
lathe			4				4		1	1		2		1		1	1		1	1	1	1	1	1	21	lathe
arc welding equipment			1														3	1		1	1	2	2	1	12	arc welding equipment
hollow chisel mortiser, wood borer					1			1		1	1			1		1					1		1	1	9	hollow chisel mortiser, wood borer
hardening machine					1				1			1	1			1	1					1	1	1	9	hardening machine
demolition machine			1									1				1	1	3			1			1	9	demolition machine
chemical facilities							1		1											1		1	1		5	chemical facilities
other welding equipment					1					2					1									1	5	other welding equipment

felling machine																			1						1		2	felling machine
gondola										1										1							2	gondola
forging pressure hammer																				1							1	forging pressure hammer
skyline yarding machine																									1		1	skyline yarding machine
mobile logging machine																												mobile logging machine
other mobile silviculture machine																												other mobile silviculture machine
derrick crane																												derrick crane
simple skyline yarding equipment																												simple skyline yarding equipment
radiation																												radiation
total	3,892	4,426	4,499	4,781	4,900	5,339	5,556	5,770	5,779	6,272	6,058	6,530	6,937	7,327	7,335	7,812	7,953	8,179	8,726	9,284	9,680	10,454	11,459	11,347	170,295	total		

Transition of workers' age groups of fatal and non-fatal accidents in 080209 other retails in Japan (1999-2022)

Age	1999	2000	2001	2002	2003	2004	2005	2006	2007	2008	2009	2010	2011	2012	2013	2014	2015	2016	2017	2018	2019	2020	2021	2022	total	Age
60 years old or more	368	443	420	470	482	575	648	638	722	937	1,002	1,179	1,323	1,452	1,544	1,744	1,786	2,015	2,251	2,493	2,812	3,159	3,425	3,582	35,470	60 years old or more
50-59	904	1,088	1,144	1,266	1,315	1,372	1,583	1,708	1,646	1,733	1,658	1,698	1,862	1,893	1,799	1,998	2,043	2,173	2,316	2,398	2,496	2,738	2,968	3,064	44,863	50-59
40-49	766	857	796	855	854	990	1,016	1,003	997	1,169	1,091	1,263	1,287	1,392	1,489	1,554	1,598	1,591	1,725	1,746	1,821	1,864	1,990	1,900	31,614	40-49
20-29	1,025	1,067	1,138	1,103	1,077	1,150	1,066	1,074	1,050	1,065	1,020	1,018	1,101	1,131	1,112	1,135	1,119	1,104	1,102	1,160	1,112	1,186	1,462	1,302	26,879	20-29
30-39	671	782	796	863	947	1,029	987	1,112	1,150	1,131	1,078	1,162	1,152	1,216	1,131	1,104	1,126	1,046	1,050	1,170	1,130	1,161	1,262	1,187	25,443	30-39
19 years old or less	158	189	205	224	225	223	256	235	214	237	209	210	212	243	260	277	281	250	282	317	309	346	352	312	6,026	19 years old or less
total	3,892	4,426	4,499	4,781	4,900	5,339	5,556	5,770	5,779	6,272	6,058	6,530	6,937	7,327	7,335	7,812	7,953	8,179	8,726	9,284	9,680	10,454	11,459	11,347	170,295	total

Transition of workers' number of workplace of fatal and non-fatal accidents in 080209 other retails in Japan (1999-2022)

Workers scale	1999	2000	2001	2002	2003	2004	2005	2006	2007	2008	2009	2010	2011	2012	2013	2014	2015	2016	2017	2018	2019	2020	2021	2022	total	Workers scale
10-29	1,291	1,427	1,470	1,551	1,577	1,682	1,700	1,709	1,770	1,785	1,696	1,882	1,973	2,103	2,129	2,199	2,243	2,305	2,435	2,604	2,744	2,852	3,299	3,252	49,678	10-29
50-99	378	420	472	547	568	655	812	872	907	1,044	1,072	1,146	1,291	1,266	1,422	1,509	1,542	1,567	1,706	1,798	1,848	2,117	2,218	2,287	29,464	50-99
100-299	273	304	322	346	426	479	483	584	631	772	797	866	938	989	975	1,073	1,270	1,359	1,492	1,521	1,680	1,901	2,122	2,050	23,653	100-299
9 workers or less	1,381	1,573	1,579	1,590	1,570	1,629	1,670	1,595	1,515	1,620	1,484	1,595	1,654	1,702	1,584	1,654	1,583	1,636	1,718	1,833	1,807	1,850	1,979	1,940	39,741	9 workers or less
30-49	453	571	533	621	625	741	740	826	795	881	832	902	905	1,065	1,031	1,158	1,071	1,103	1,135	1,232	1,291	1,386	1,531	1,507	22,935	30-49
300 workers or more	116	131	123	126	134	153	151	184	161	170	177	139	176	202	194	219	244	209	240	296	310	348	310	311	4,824	300 workers or more
total	3,892	4,426	4,499	4,781	4,900	5,339	5,556	5,770	5,779	6,272	6,058	6,530	6,937	7,327	7,335	7,812	7,953	8,179	8,726	9,284	9,680	10,454	11,459	11,347	170,295	total

Transition of occurred months of fatal and non-fatal accidents in 080209 other retails in Japan (1999-2022)

Month	1999	2000	2001	2002	2003	2004	2005	2006	2007	2008	2009	2010	2011	2012	2013	2014	2015	2016	2017	2018	2019	2020	2021	2022	total	Month
January	320	325	434	368	422	487	468	499	454	568	504	543	614	606	662	603	691	754	793	892	789	800	1,087	1,080	14,763	January
September	333	357	357	375	372	486	437	442	448	495	468	499	582	602	583	615	659	664	716	797	782	922	885	991	13,867	September
July	352	410	363	441	444	485	447	539	491	554	561	525	565	650	653	656	700	695	765	823	856	982	1,074	981	15,012	July
May	333	375	371	456	404	455	492	477	534	543	466	553	600	629	639	656	657	732	706	757	811	890	914	951	14,401	May
February	312	375	375	373	397	399	486	475	416	562	478	532	537	624	556	719	564	672	719	713	761	748	926	946	13,665	February
March	300	407	385	378	399	439	479	481	493	524	517	583	652	598	553	680	694	680	713	751	844	804	964	943	14,261	March
June	329	368	380	385	398	455	472	529	513	554	523	605	603	624	626	643	677	695	720	776	859	990	990	933	14,647	June
October	341	396	378	427	419	443	475	488	501	526	520	546	577	634	646	711	615	669	724	810	773	901	896	920	14,336	October
August	306	332	408	426	410	448	417	497	544	490	554	607	607	635	628	623	667	669	696	750	844	856	1,093	909	14,416	August
December	332	367	340	387	423	394	487	440	460	471	465	496	561	580	613	676	710	659	762	745	814	891	895	903	13,871	December
November	305	340	332	364	420	399	431	467	460	451	485	496	542	548	582	596	661	650	690	739	811	841	868	901	13,379	November
April	329	374	376	401	392	449	465	436	465	534	517	545	497	597	594	634	658	640	722	731	736	829	867	889	13,677	April
total	3,892	4,426	4,499	4,781	4,900	5,339	5,556	5,770	5,779	6,272	6,058	6,530	6,937	7,327	7,335	7,812	7,953	8,179	8,726	9,284	9,680	10,454	11,459	11,347	170,295	total

Transition of prefectures of fatal and non-fatal accidents in 080209 other retails in Japan (1999-2022)

Prefecture	1999	2000	2001	2002	2003	2004	2005	2006	2007	2008	2009	2010	2011	2012	2013	2014	2015	2016	2017	2018	2019	2020	2021	2022	total	Prefecture
Tokyo	361	409	426		430		491	561	551	640	637	687	753	753	785	825	820	890	917	1,020	1,142	1,098	1,244	1,263	16,703	Tokyo
Osaka	179	273	295		324		426	409	387	397	322	363	438	461	500	555	505	481	491	557	612	625	730	702	10,032	Osaka
Kanagawa	251	248	257		297		309	293	299	372	368	379	398	469	455	516	488	461	507	575	534	637	711	677	9,501	Kanagawa
Saitama	162	198	231		207		188	256	269	327	297	311	290	324	354	439	527	496	477	562	540	614	607	643	8,319	Saitama
Fukuoka	211	249	248		295		398	368	391	362	343	378	401	436	395	474	459	485	503	502	529	577	640	611	9,255	Fukuoka
Aichi	238	244	289		285		331	341	305	339	334	376	372	383	353	417	398	417	461	521	491	525	603	610	8,633	Aichi
Hokkaido	192	226	231		251		332	318	363	396	322	381	373	407	435	485	480	483	472	489	491	583	632	591	8,933	Hokkaido
Chiba	116	159	136		243		147	251	217	238	275	253	293	314	313	352	361	341	340	404	498	482	522	541	6,796	Chiba
Hyogo	163	145	152		195		215	223	273	254	243	272	273	310	286	304	321	373	356	355	367	404	446	439	6,369	Hyogo
Shizuoka	179	204	180		158		149	167	160	186	194	184	187	224	237	257	248	231	256	277	289	319	369	365	5,020	Shizuoka
Hiroshima	132	138	120		160		161	180	157	179	180	165	171	169	176	172	212	192	234	231	231	250	293	268	4,171	Hiroshima
Ibaraki	63	81	83		118		132	160	176	136	132	127	151	156	151	156	171	195	184	190	199	223	226	228	3,438	Ibaraki
Miyagi	78	68	59		114		117	165	80	158	143	165	206	181	116	127	129	181	186	174	201	204	244	224	3,320	Miyagi
Kyoto	87	144	116		135		131	125	146	122	149	155	171	171	149	161	154	146	162	171	182	198	226	211	3,412	Kyoto
Nagano	64	70	75		59		65	73	81	69	89	97	105	113	121	126	147	140	184	177	181	211	185	210	2,642	Nagano
Niigata	99	146	123		120		122	136	131	138	113	130	138	173	166	120	147	122	155	179	176	180	262	196	3,272	Niigata
Gunma	66	51	59		66		69	59	69	80	88	90	123	128	150	149	149	173	148	167	183	195	193	196	2,651	Gunma
Gifu	36	41	36		39		54	46	40	40	62	92	59	71	76	76	71	87	94	98	121	128	148	189	1,704	Gifu
Mie	47	49	65		39		53	50	63	83	86	97	81	97	112	99	97	125	166	135	143	164	149	174	2,174	Mie
Okayama	42	52	73		55		90	80	101	100	99	102	110	131	121	120	130	132	143	145	133	175	165	169	2,468	Okayama
Fukushima	98	62	93		69		70	90	92	73	78	74	64	95	88	103	103	81	120	119	125	142	172	160	2,171	Fukushima
Aomori	69	61	82		71		91	96	87	90	85	87	77	93	92	89	80	99	117	101	101	116	135	155	2,074	Aomori
Tochigi	56	58	54		78		76	83	75	94	85	110	84	83	88	99	108	116	112	145	148	158	139	151	2,200	Tochigi

Nagasaki	19	43	30		79		81	72	81	73	97	99	82	93	98	106	106	114	137	102	124	146	142	150	2,074	Nagasaki
Kumamoto	75	104	78		87		91	101	114	114	119	113	132	117	128	121	122	132	129	138	129	157	175	139	2,615	Kumamoto
Kagoshima	43	72	49		93		86	69	79	125	73	82	92	89	103	97	84	109	126	108	139	123	128	133	2,102	Kagoshima
Miyazaki	47	72	58		71		69	89	87	80	80	71	89	64	78	70	85	92	91	99	114	135	112	132	1,885	Miyazaki
Nara	22	30	25		34		60	58	61	77	80	76	88	76	94	90	94	98	117	114	120	135	142	129	1,820	Nara
Akita	35	52	46		32		56	37	60	46	60	89	88	88	83	89	87	83	82	107	108	129	123	121	1,701	Akita
Ehime	53	58	76		61		89	60	68	85	60	80	98	92	105	106	104	90	90	113	94	112	154	117	1,965	Ehime
Yamaguchi	55	57	62		73		89	87	84	91	91	90	103	102	92	94	94	94	120	114	102	130	129	116	2,069	Yamaguchi
Oita	62	46	56		49		87	55	68	52	62	77	72	81	96	93	103	110	97	100	131	120	132	116	1,865	Oita
Iwate	45	41	50		46		70	65	46	71	76	75	127	83	98	83	90	92	107	88	97	105	105	115	1,775	Iwate
Kagawa	37	61	40		35		54	47	41	39	34	73	51	68	62	53	52	66	80	75	87	86	105	93	1,339	Kagawa
Ishikawa	34	48	61		42		49	45	57	44	48	53	64	62	57	48	58	58	76	74	79	74	93	93	1,317	Ishikawa
Toyama	57	25	45		34		53	56	51	57	58	64	64	72	65	76	82	82	111	87	85	80	110	91	1,505	Toyama
Yamagata	20	42	27		20		33	34	33	34	25	22	21	30	39	43	42	50	48	59	66	67	49	90	894	Yamagata
Saga	33	31	23		29		34	47	27	26	34	36	21	32	42	54	56	54	53	95	69	80	87	89	1,052	Saga
Okinawa	38	31	69		47		46	66	43	56	63	63	73	69	52	59	72	81	69	84	96	85	112	88	1,462	Okinawa
Wakayama	16	18	27		34		65	43	50	61	53	49	56	26	42	50	36	45	52	60	78	55	75	87	1,078	Wakayama
Fukui	41	26	29		25		35	27	39	32	39	50	51	54	54	42	40	37	52	78	58	75	82	85	1,051	Fukui
Shiga	48	55	28		47		42	45	49	73	46	60	64	81	62	33	50	71	89	69	64	99	81	83	1,339	Shiga
Tokushima	13	13	11		16		23	14	13	22	22	21	26	35	32	32	34	35	45	41	38	55	53	71	665	Tokushima
Shimane	40	37	26		37		28	33	21	36	38	29	37	46	43	35	48	42	51	49	43	41	60	64	884	Shimane
Yamanashi	10	12	22		21		27	24	40	43	31	36	33	41	38	40	44	43	43	59	60	55	69	61	852	Yamanashi
Kochi	37	44	49		47		28	32	17	24	20	21	47	54	20	38	34	33	40	31	43	62	53	58	832	Kochi
Tottori	23	32	29		33		44	34	37	38	25	26	40	30	33	39	31	21	36	46	39	40	47	53	776	Tottori
total	3,892	4,426	4,499	4,781	4,900	5,339	5,556	5,770	5,779	6,272	6,058	6,530	6,937	7,327	7,335	7,812	7,953	8,179	8,726	9,284	9,680	10,454	11,459	11,347	170,295	total

Data Source : <https://anzeninfo.mhlw.go.jp/user/anzen/tok/anst00.html> MHLW, Jaan

Return to https://www.jisha.or.jp/english/statistics/202312_05.html