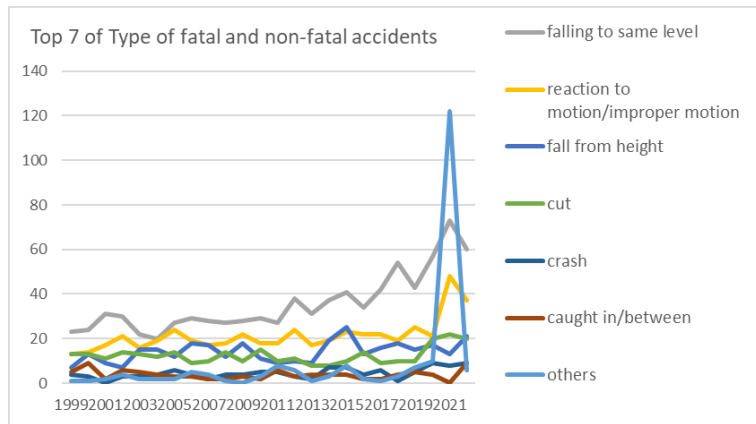
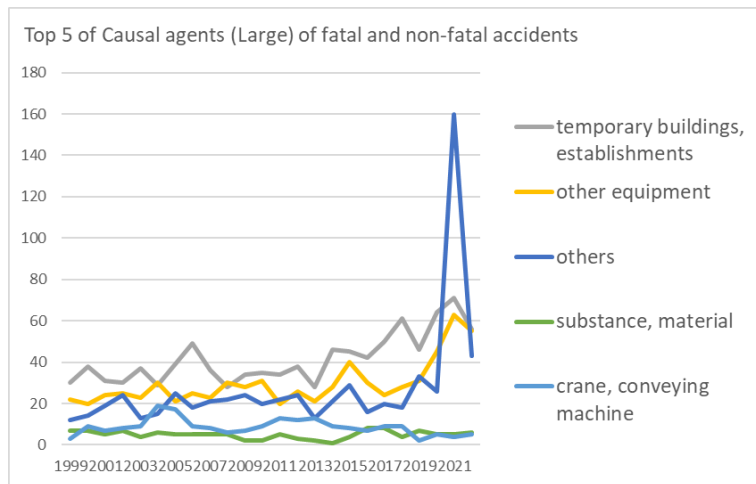


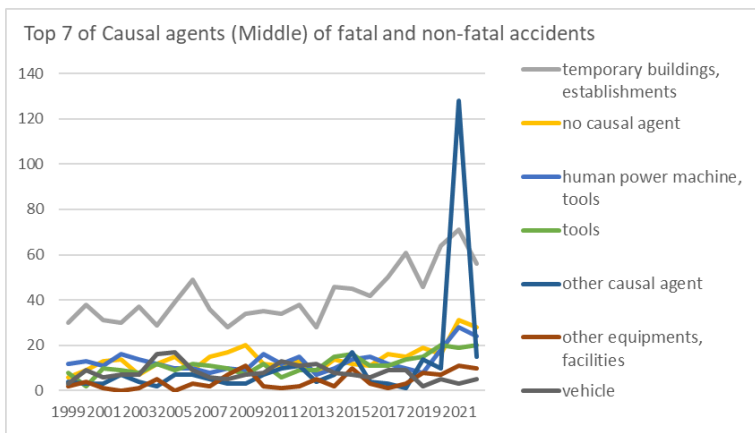
Transition of fatal and non-fatal accidents in 080302 beauty salon in Japan (1999-2022)



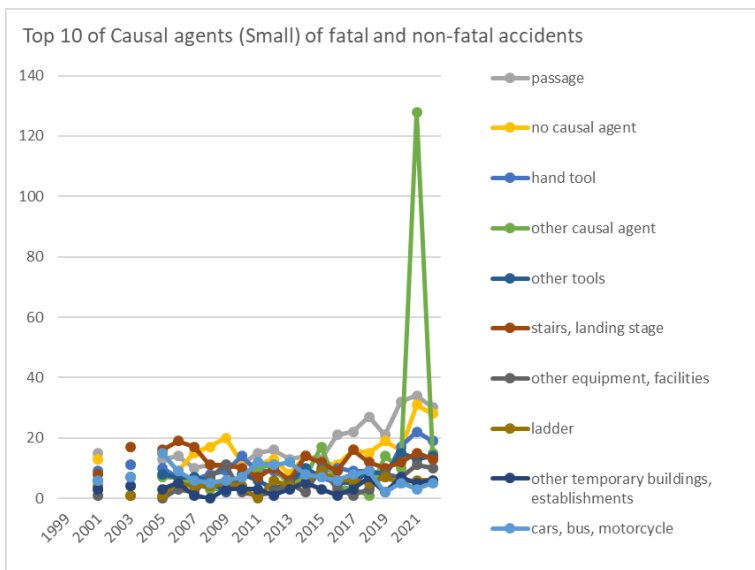
Transition of Top 7 of Type of fatal and non-fatal accidents in 080302 beauty salon in Japan (1999-2022)



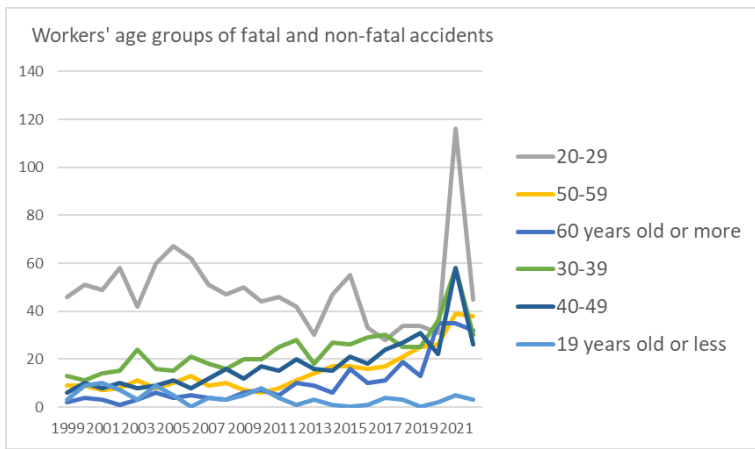
Transition of Top 5 of Causal agents (Large) of fatal and non-fatal accidents in 080302 beauty salon in Japan (1999-2022)



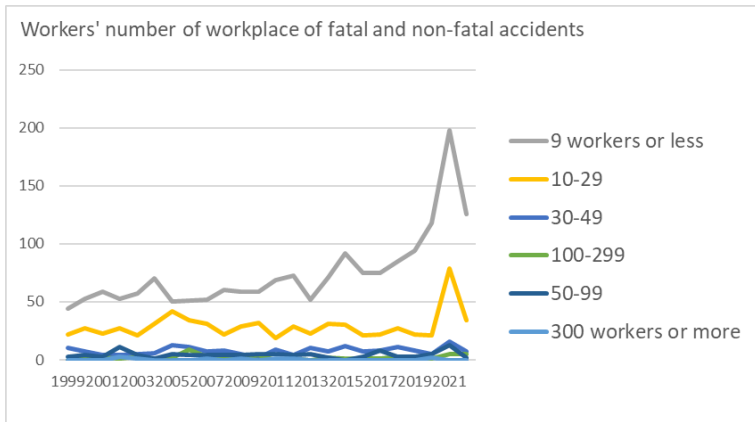
Transition of Top 7 of Causal agents (Middle) of fatal and non-fatal accidents in 080302 beauty salon in Japan (1999-2022)



Transition of Top 10 of Causal agents (Small) of fatal and non-fatal accidents in 080302 beauty salon in Japan (1999-2022)



Transition of workers' age groups of fatal and non-fatal accidents in 080302 beauty salon in Japan (1999-2022)



Transition of workers' number of workplace of fatal and non-fatal accidents in 080302 beauty salon in Japan (1999-2022)

total	79	94	91	99	91	108	112	109	98	95	100	102	103	112	90	113	135	107	114	129	128	152	311	174	2,846	total
-------	----	----	----	----	----	-----	-----	-----	----	----	-----	-----	-----	-----	----	-----	-----	-----	-----	-----	-----	-----	-----	-----	-------	-------

Transition of Causal agents (Middle) of fatal and non-fatal accidents in 080302 beauty salon in Japan (1999-2022)

Causal (M) agents	1999	2000	2001	2002	2003	2004	2005	2006	2007	2008	2009	2010	2011	2012	2013	2014	2015	2016	2017	2018	2019	2020	2021	2022	total	Causal (M) agents
temporary buildings, establishments	30	38	31	30	37	29	39	49	36	28	34	35	34	38	28	46	45	42	50	61	46	64	71	56	997	temporary buildings, establishments
no causal agent	6	9	13	14	7	12	15	9	15	17	20	12	11	13	8	14	12	11	16	15	19	16	31	28	343	no causal agent
human power machine, tools	12	13	11	16	14	12	10	10	8	10	9	16	12	15	7	10	14	15	12	10	8	18	28	24	314	human power machine, tools
tools	8	2	10	9	8	12	9	12	11	10	7	12	6	9	9	15	16	11	11	14	15	20	19	20	275	tools
other causal agent	4	3	3	7	4	2	7	7	5	3	3	7	10	11	4	7	17	4	3	1	14	10	128	15	279	other causal agent
other equipments, facilities	2	4	1		1	5		3	2	7	11	2	1	2	5	2	10	3	1	3	8	7	11	10	101	other equipments, facilities
vehicle	3	9	6	7	7	16	17	9	6	5	7	8	13	11	12	8	7	6	9	9	2	5	3	5	190	vehicle
natural environment	3		3	2	1	4	1	3	3	2	3	2	6	4	5	5	4	1	2	6	3	4	6	5	78	natural environment
materials	3	3		6	3	3	2	2	2	3	1	1	2	2	1	1		3	6	2	2	4	1	5	58	materials
load	2	5	2	3	3	4	3		1		2	3	3	4	7	3	4	3	1	3	6	3	2	4	71	load
hazards, harmful substances	4	4	5	1	1	3	3	3	3	2	1	1	3	1	1		4	5	2	2	5	1	4	1	60	hazards, harmful substances

hauling equipment			2		3			2	2	2		2	3	6	1	3	5	5	3	1	1	1	5	4	51	hauling equipment	
other environments			3		1		1	2	3	1		1	3	2	5	5	4	1	2	4	2	4	3	4	51	other environments	
load			2		3		3		1		2	3	2	4	7	2	3	3	1	2	5	1	2	4	50	load	
other materials					2		1	1	2	1	1	1	2	2		1		2	4	2	2	4	1	4	33	other materials	
building, establishment			4		2		5	6	3	5	4	3	5	8	3	5	11	6	5	8	5	7	6	3	104	building, establishment	
other hazards, harmful substances			2					1	3	2	1		2	1	1		4	4	1	2	5	1	3	1	34	other hazards, harmful substances	
transmission			1							1	1	1												1	1	6	transmission
water											1		2							1		1	1	1	6	water	
stone, sand, substance								1		1								1						1	4	stone, sand, substance	
human power cranes								1																1	1	3	human power cranes
unclassifiable			3		2		3	2	1	2	1	1	1		1			1	1	2			1		22	unclassifiable	
harmful substance			3		1		3	2				1	1					1	1				1		14	harmful substance	
truck			1		2				2	1		1		1	1	1		1					1		12	truck	
other electrical equipment							2			1			1				1		1				3		10	other electrical equipment	
high/cold temperature environment								1		1	1	1	1	2					1					1	9	high/cold temperature environment	
other general power machines					1		1		1	1				1	1		1								7	other general power machines	

power press																								power press	
forging pressure hammer																									forging pressure hammer
shearing machine																									shearing machine
other metal manufacturing machines																									other metal manufacturing machines
centrifugal machine																									centrifugal machine
mixer, grinder																									mixer, grinder
roll machine (except printingroll machine)																									roll machine (except printingroll machine)
injection molding machine																									injection molding machine
food manufacturing machine																									food manufacturing machine
printing machine																									printing machine
industrial robot																									industrial robot
felling machine																									felling machine
mobile logging machine																									mobile logging machine
skyline yarding machine																									skyline yarding machine
other mobile silviculture machine																									other mobile silviculture machine

total	79	94	91	99	91	108	112	109	98	95	100	102	103	112	90	113	135	107	114	129	128	152	311	174	2,846	total
-------	----	----	----	----	----	-----	-----	-----	----	----	-----	-----	-----	-----	----	-----	-----	-----	-----	-----	-----	-----	-----	-----	-------	-------

Transition of workers' age groups of fatal and non-fatal accidents in 080302 beauty salon in Japan (1999-2022)

Age	1999	2000	2001	2002	2003	2004	2005	2006	2007	2008	2009	2010	2011	2012	2013	2014	2015	2016	2017	2018	2019	2020	2021	2022	total	Age
20-29	46	51	49	58	42	60	67	62	51	47	50	44	46	42	30	47	55	33	28	34	34	31	116	45	1,168	20-29
50-59	9	9	7	8	11	8	10	13	9	10	7	6	8	11	14	17	17	16	17	21	25	26	39	38	356	50-59
60 years old or more	2	4	3	1	3	6	4	5	4	3	6	7	5	10	9	6	16	10	11	19	13	35	35	32	249	60 years old or more
30-39	13	11	14	15	24	16	15	21	18	16	20	20	25	28	18	27	26	29	30	25	25	36	58	30	560	30-39
40-49	6	10	8	10	8	9	11	8	12	16	12	17	15	20	16	15	21	18	24	27	31	22	58	26	420	40-49
19 years old or less	3	9	10	7	3	9	5		4	3	5	8	4	1	3	1		1	4	3		2	5	3	93	19 years old or less
total	79	94	91	99	91	108	112	109	98	95	100	102	103	112	90	113	135	107	114	129	128	152	311	174	2,846	total

Transition of workers' number of workplace of fatal and non-fatal accidents in 080302 beauty salon in Japan (1999-2022)

Workers scale	1999	2000	2001	2002	2003	2004	2005	2006	2007	2008	2009	2010	2011	2012	2013	2014	2015	2016	2017	2018	2019	2020	2021	2022	total	Workers scale
9 workers or less	44	53	59	53	57	70	50	51	52	60	59	59	69	73	52	71	92	75	75	85	94	118	198	126	1,795	9 workers or less
10-29	22	27	23	27	21	31	42	34	31	22	29	32	19	29	23	31	30	21	22	27	22	21	79	34	699	10-29
30-49	10	7	4	4	5	6	13	11	7	8	5	2	9	4	10	7	12	7	8	11	8	5	16	7	186	30-49
100-299		3	2	1	3		2	9	3	1	2	4		1		2	1	1	1	3	1	1	5	5	51	100-299
50-99	3	4	3	11	4	1	5	4	4	4	4	5	5	4	5	2		3	8	3	3	5	13	2	105	50-99
300 workers or more				3	1				1		1		1	1								2			10	300 workers or more
total	79	94	91	99	91	108	112	109	98	95	100	102	103	112	90	113	135	107	114	129	128	152	311	174	2,846	total

Transition of occurred months of fatal and non-fatal accidents in 080302 beauty salon in Japan (1999-2022)

Month	1999	2000	2001	2002	2003	2004	2005	2006	2007	2008	2009	2010	2011	2012	2013	2014	2015	2016	2017	2018	2019	2020	2021	2022	total	Month
August	7	10	10	8	5	2	6	7	6	6	11	8	7	7	5	8	12	6	5	13	23	14	83	21	290	August
July	6	7	11	8	13	7	11	9	9	11	8	11	4	18	9	7	10	11	11	19	18	15	30	17	280	July
April	7	11	3	14	9	12	7	14	6	11	13	11	15	10	7	16	10	15	8	11	11	12	25	17	275	April
March	5	10	7	5	11	4	13	7	10	10	7	9	14	5	13	10	14	10	10	14	8	10	18	17	241	March
June	10	6	7	3	5	15	8	9	7	10	15	9	5	8	7	11	7	9	11	11	9	9	20	16	227	June
November	3	11	6	12	9	6	7	10	9	7	5	8	4	5	9	12	5	7	6	8	7	12	17	16	201	November
January	5	6	9	9	7	8	13	11	18	5	7	10	13	8	6	11	17	8	11	12	9	13	20	15	251	January
December	5	8	4	3	6	3	10	8	1	2	5	7	5	6	4	9	9	3	10	10	6	24	12	15	175	December
May	10	11	11	13	4	15	12	15	6	8	6	4	11	11	11	10	17	15	12	4	8	14	29	12	269	May
October	7	5	5	6	7	13	11	8	10	9	11	11	6	11	10	3	17	11	11	8	11	10	17	11	229	October
September	8	3	8	10	9	13	5	8	5	8	7	7	7	9	3	10	9	6	8	10	12	9	27	9	210	September
February	6	6	10	8	6	10	9	3	11	8	5	7	12	14	6	6	8	6	11	9	6	10	13	8	198	February
total	79	94	91	99	91	108	112	109	98	95	100	102	103	112	90	113	135	107	114	129	128	152	311	174	2,846	total

Transition of prefectures of fatal and non-fatal accidents in 080302 beauty salon in Japan (1999-2022)

Prefecture	1999	2000	2001	2002	2003	2004	2005	2006	2007	2008	2009	2010	2011	2012	2013	2014	2015	2016	2017	2018	2019	2020	2021	2022	total	Prefecture
Tokyo	7	13	15		17		11	21	11	17	19	17	18	17	19	12	19	17	19	21	23	21	63	21	418	Tokyo
Chiba	8	5	2		1		5	6	6	3	5	13	6	5	2	4	5	8	2	1	1	10	20	15	133	Chiba
Hyogo	2	2	2		4		1	6	5	5	3	5	4		6	3	8	5	3	10	2	3	10	12	101	Hyogo
Aichi	6	12	4		4		5	6	7	6	7	5	8	6	2	7	8	4	6	14	7	10	13	10	157	Aichi
Hokkaido	5	3	3		7		4	8	1	2	2		2	1	2	4	6	5	5	2	4	3	6	10	85	Hokkaido
Saitama	5	5	4		5		8	6	3	2	2	6	7	5	3	6	6	2	6	5	7	6	16	9	124	Saitama

Osaka	4	6	7		8		6	11	7	5	9	6	4	3	6	9	9	11	9	8	16	5	40	8	197	Osaka
Kanagawa	8	6	7		6		16	7	10	4	6	7	7	10	7	9	10	4	6	14	6	12	19	7	188	Kanagawa
Fukuoka	2	5	9		7		8	5	4	4	3	4	5	9	8	7	8	5	3	5	9	5	17	7	139	Fukuoka
Miyazaki		1	1		1		3	1	1	1		1	1		2		1		3	2	3	2	1	6	31	Miyazaki
Miyagi	2	2	3		2		2	3	1		2		1		1	3		4	1	1			7	5	40	Miyagi
Okayama	1		1				2		2	1	1		1	3	1	1	1	1	1	5		2	2	4	30	Okayama
Kyoto		5	2		6		3	5	5	3	1	1	3	3	4	2	4	3	3	2	1	6	8	3	73	Kyoto
Shizuoka	6	1	2		3		2	4		3	3	4	3	1		4	2	5	3	3	3	5	4	3	64	Shizuoka
Niigata			4		1		2		5	3	2	2			3	4	1	5	4	3	2	2	5	3	51	Niigata
Ibaraki	2		2		1		1	1	4	2		1		1	4	1	3	2	3	1	3	1	6	3	42	Ibaraki
Gunma	1	2						3	1	3	1			5		2	1	3	1	3		3	4	3	36	Gunma
Oita			3				4	2				1		1	1	5	1			1	1	3	1	3	27	Oita
Shiga			1						1	1		2	2	1		2	3		1		2	3	2	3	24	Shiga
Fukushima	2				1		2		2	1			2	1	1	1			1	1	1		4	3	23	Fukushima
Mie	1	2					2					2	1	2					4			1	4	3	22	Mie
Fukui	1	1			1		1		3		1	1			1				2		2	2	1	3	20	Fukui
Hiroshima	2	5	3		2		3	2	1	3	8	1	3	6	4	1	4	4	5	1	7	8	7	2	82	Hiroshima
Gifu	1	1	1		2				1	2	5	1	2	4	1	2	3	1	3		2	3	4	2	41	Gifu
Kumamoto	4	2			2		1	1	2	2	1		2	2	1	3	1	1	3	5	2	1	3	2	41	Kumamoto
Kagoshima	1				1				2	2	3	2	2	1			2		2	2	2	4	3	2	31	Kagoshima
Shimane		1	1		1		3			1		1	3	2	1	1			1		1	1	4	2	24	Shimane
Aomori	1	1						1		1				3	1	1		1		1	2	1	3	2	19	Aomori
Nagasaki			1		1				1							2	3	1	2		1	1		2	15	Nagasaki

Yamanashi				1										1	1	2		1	1	2		1	2	12	Yamanashi	
Nagano	1	1	3				2	3	1	3		1	2	3		1	2	3	2	1	4	3	2	1	39	Nagano
Okinawa		1					1		1	1		2	1	3	2	2	3	4		5	2	5	5	1	39	Okinawa
Nara	3	1			1		1	1	1		2	3	5				5	2	2	2		3	3	1	36	Nara
Tochigi			2				2				1	1		3	1	2	4	1	1			3	3	1	25	Tochigi
Wakayama									1	1	1	3		2	1	1		1	1	2	3	4	3	1	25	Wakayama
Ehime		4	2		1		1			1	3			5		1	1	1	1	1		1	1	1	25	Ehime
Iwate			2				3	1	1	2		2	3	2		1		1	1				1	1	21	Iwate
Yamaguchi					2					5	1	2				1	2	1		1	1	1	3	1	21	Yamaguchi
Tokushima		1	1		1		1				1	1	1		1	1	1			1		1	4	1	17	Tokushima
Toyama			1				1	2	2	1							1			1	3	1	1	1	15	Toyama
Ishikawa	2	1	1					1	3		2		1							1		2		1	15	Ishikawa
Yamagata							1	1	2	2			2			1						1	2	1	13	Yamagata
Akita	1	2						1			2			1		1	1		1				1	1	12	Akita
Kochi										1	1		1		1	1	1		1	1		1	1	1	11	Kochi
Saga		1	1		1		1					2		1	2	1	1		1		1		1		14	Saga
Kagawa							1			1	2					2		1		1	1	1	1	2	12	Kagawa
Tottori		1					2					2					2				1	1			9	Tottori
total	79	94	91	99	91	108	112	109	98	95	100	102	103	112	90	113	135	107	114	129	128	152	311	174	2,846	total

Data Source : <https://anzeninfo.mhlw.go.jp/user/anzen/tok/anst00.html> MHLW, Jaan

Return to https://www.jisha.or.jp/english/statistics/202312_05.html