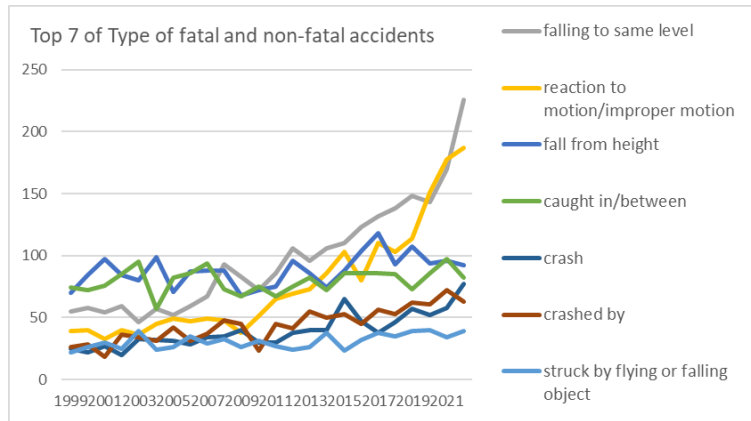
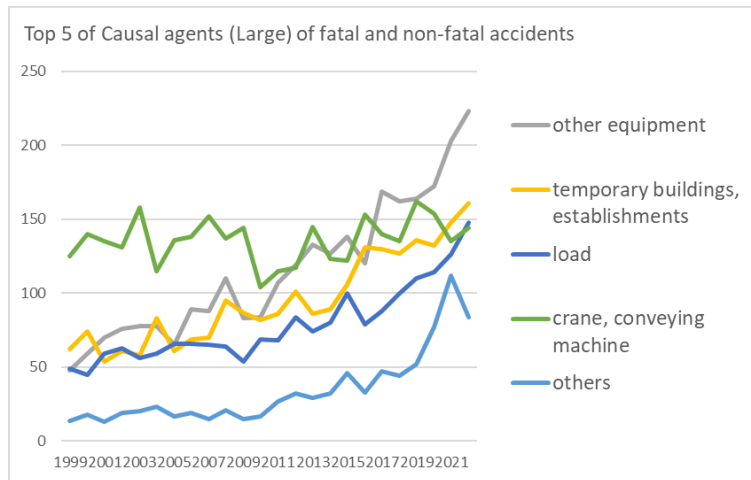


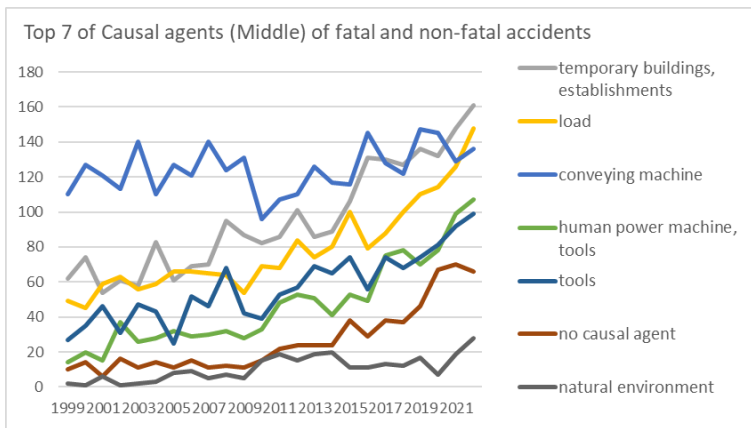
Transition of fatal and non-fatal accidents in 080401 warehousing in Japan (1999-2022)



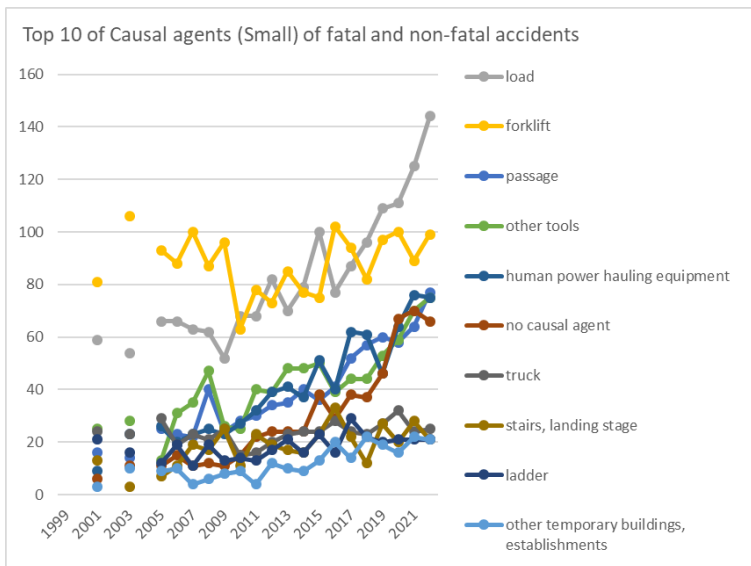
Transition of Top 7 of Type of fatal and non-fatal accidents in 080401 warehousing in Japan (1999-2022)



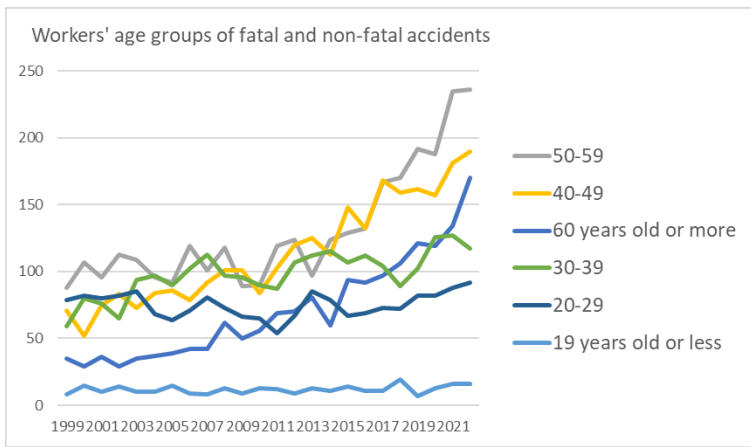
Transition of Top 5 of Causal agents (Large) of fatal and non-fatal accidents in 080401 warehousing in Japan (1999-2022)



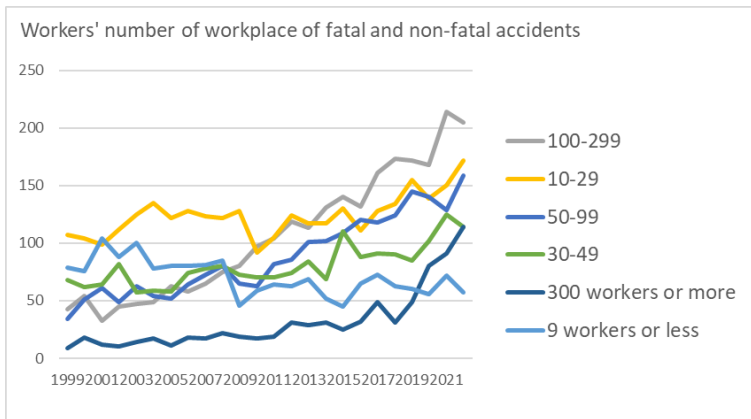
Transition of Top 7 of Causal agents (Middle) of fatal and non-fatal accidents in 080401 warehousing in Japan (1999-2022)



Transition of Top 10 of Causal agents (Small) of fatal and non-fatal accidents in 080401 warehousing in Japan (1999-2022)



Transition of workers' age groups of fatal and non-fatal accidents in 080401 warehousing in Japan (1999-2022)



Transition of workers' number of workplace of fatal and non-fatal accidents in 080401 warehousing in Japan (1999-2022)

motion/improper motion	39	40	33	40	36	45	49	47	49	48	38	51	65	69	73	86	103	80	110	103	114	151	178	187	1,834	motion/improper motion
fall from height	70	84	97	84	80	99	71	87	88	88	68	72	75	96	86	74	88	104	118	93	107	94	96	92	2,111	fall from height
caught in/between	74	72	76	85	95	57	82	86	94	73	67	75	67	75	82	72	86	86	86	85	73	86	97	82	1,913	caught in/between
crash	25	22	27	20	33	32	31	28	34	35	40	30	30	38	40	40	65	47	38	46	57	52	58	77	945	crash
crashed by	26	28	18	36	34	31	42	31	37	48	45	23	45	41	55	50	53	45	56	53	62	61	72	63	1,055	crashed by
struck by flying or falling object	22	26	30	25	39	24	26	35	29	33	26	31	27	24	26	38	23	32	38	35	39	40	34	39	741	struck by flying or falling object
cut	10	10	9	17	9	13	8	10	14	16	10	14	19	18	13	11	6	8	12	24	14	13	14	22	314	cut
contact to high/low-temperature	3	2	2	1	2		4	6	2	1	3	7	3	5	8	5	5	5	5	9	14	8	3	14	117	contact to high/low-temperature
collapse	7	11	19	10	17	20	12	22	17	18	18	14	13	16	17	14	13	11	12	18	26	16	23	8	372	collapse
others		3	3		4	4	2	1	1	4	2	2	4	1	2	1	1	2	2	4	4	10	35	6	98	others
traffic accident (public road)	6	8	4	6	7	6	4	5	3	6	9	4	5	4	11	2	5	4	9	5	3	6		1	123	traffic accident (public road)
injury to the sole of the foot	1	1			1	2					1			1	2	1		1		1		1		1	14	injury to the sole of the foot
unclassifiable	1				2		1	2		1				2	1		1		1			1		1	14	unclassifiable
traffic accident (others)						1	1													1			1	1	5	traffic accident (others)
burst																								1	1	burst
contact to harmful substance	1		1	2	1	1		2	2			3	3		1	1			1		4	3			26	contact to harmful substance

																											substance
drown			1									2	1													4	drown
fire						1	1			1																3	fire
electric shock															1						1					2	electric shock
explosion																											explosion
total	340	365	373	386	406	392	386	422	437	464	411	398	444	497	513	502	559	548	620	615	666	685	781	821	12,031	total	

Transition of Causal agents (Large) of fatal and non-fatal accidents in 080401 warehousing in Japan (1999-2022)

Causal (L) agents	1999	2000	2001	2002	2003	2004	2005	2006	2007	2008	2009	2010	2011	2012	2013	2014	2015	2016	2017	2018	2019	2020	2021	2022	total	Causal (L) agents
other equipment	48	59	70	76	78	78	65	89	88	110	83	84	107	119	133	127	138	120	169	162	164	172	203	223	2,765	other equipment
temporary buildings, establishments	62	74	54	61	58	83	61	69	70	95	87	82	86	101	86	89	106	131	130	127	136	132	148	161	2,289	temporary buildings, establishments
load	49	45	59	63	56	59	66	66	65	64	54	69	68	84	74	80	100	79	88	100	110	114	126	148	1,886	load
crane, conveying machine	125	140	135	131	158	115	136	138	152	137	144	104	115	117	145	123	122	153	140	135	162	154	135	144	3,260	crane, conveying machine
others	14	18	13	19	20	23	17	19	15	21	15	17	27	32	29	32	46	33	47	44	52	77	112	84	826	others
environment	2	1	6	1	2	3	8	9	5	7	5	15	19	15	19	20	11	11	13	12	17	7	19	28	255	environment
substance, material	27	19	25	20	21	13	23	19	30	19	14	15	14	20	18	23	29	11	22	23	16	15	22	22	480	substance, material
machine	13	9	11	15	13	18	10	13	12	11	9	12	8	9	9	8	7	10	11	12	9	14	16	11	270	machine
total	340	365	373	386	406	392	386	422	437	464	411	398	444	497	513	502	559	548	620	615	666	685	781	821	12,031	total

crane	8	9	12	12	12	1	6	11	7	8	5	3	4	3	9	4	3	3	4	6	5	5	5	4	149	crane	
vehicle	7	4	2	6	6	4	3	6	5	5	8	5	4	4	10	2	3	5	8	7	10	4	1	4	123	vehicle	
unclassifiable	2				1	1	3	2	1	2	1		1	2		2	3		1	1			1	2	26	unclassifiable	
metal manufacturing machine	3			1		1			1	1	1	1				2		1	1	2	1	2	1	2	21	metal manufacturing machine	
woodworking machine	1	3	1	5	3	5	1	1	3	2	3	3	1	4		2		1		1		1	1	1	43	woodworking machine	
electric equipment					1			1		1			1		1	1			1	1	2		2	1	13	electric equipment	
hazards, harmful substances	1	2	1	1	1	1	1	3	1		2	1		2	2	1			2		5	2			29	hazards, harmful substances	
power transmission mechanism				1		1	1			1	1	1		1			2	1					1		11	power transmission mechanism	
construction machine						2									1		1				1		2		7	construction machine	
pressure vessel	1	1		1							1			1				1			1				7	pressure vessel	
welding equipment				1											1						1				3	welding equipment	
engine														1				1							2	engine	
kiln, caldron			1																						1	kiln, caldron	
mobile silviculture machine																											mobile silviculture machine

establishment			6		11		7	9	14	13	9	14	14	12	12	10	16	16	16	18	15	18	16	16	262	establishment
other equipment, facilities			8		4		8	7	12	9	12	12	5	8	11	20	11	14	19	15	16	13	10	16	230	other equipment, facilities
other causal agent			7		8		3	2	3	7	3	2	4	6	5	6	5	4	8	6	6	10	41	16	152	other causal agent
high/cold temperature environment			3				4	4	3	2		6	2	2	7	5	6	5	5	7	14	5	3	13	96	high/cold temperature environment
hand tool			6		3		5	7	7	6	4	4	13	12	8	3	2	9	13	16	8	8	6	12	152	hand tool
other environments			3		2		3	5	1	4	5	8	15	12	12	15	4	6	7	5	3	2	16	12	140	other environments
conveyor			9		9		4	9	14	15	8	13	9	12	14	16	16	13	9	10	19	7	12	10	228	conveyor
metal material			17		12		9	11	16	5	4	8	4	10	7	14	14	2	9	13	6	4	11	8	184	metal material
other materials			4		3		5	1	6	8	2	3	6	4	3	5	6	6	8	7	3	4	7	8	99	other materials
other general power machines			9		6		5	9	7	5	3	5	6	1	7	4	4	6	6	7	7	9	10	7	123	other general power machines
cars, bus, motorcycle			2		4		1	6	4	5	8	3	4	3	10	1	3	5	8	6	9	4	1	4	91	cars, bus, motorcycle
lumber, bamboo			3		5		7	4	6	5	6	3	4	4	5	3	8	3	3	3	1	3	4	4	84	lumber, bamboo
opening			3		5		2	3	2	1	2	2	1				3	3	4	4	1	1	2	4	43	opening
machine/equipment as load					2				2	2	2	1		2	4	1		2	1	4	1	3	1	4	32	machine/equipment as load
slinging tool					3			2		2	3			1		1	1	1	1	2	1	1	1	3	23	slinging tool
other powered conveying machines			5		2		1	4	3	1	2	5	4	5	3		1	2	1	6	4	6	4	2	61	other powered conveying machines
unclassifiable					1		3	2	1	2	1		1	2		2	3		1	1			1	2	23	unclassifiable

scaffolding					2		2	1	1	2	1			2	1			1	1			1		2	17	scaffolding
stone, sand, substance							1		1	1					1		1				1	2		2	10	stone, sand, substance
grinding machine, buffing machine										1					1					1		2		2	7	grinding machine, buffing machine
standing tree																							2	2	standing tree	
crane			6		9		5	3	5	6	1	1	3	1	4	1	2		3	2	1	1	2	1	57	crane
elevator, lift			3		2		1	5	1	2	4	1	1	2	2	1		3		2	3	3	2	1	39	elevator, lift
mobile crane			3					1	1						1	1	1		1		1	1		1	13	mobile crane
food manufacturing machine							1			1	1	2	1						2				1	1	10	food manufacturing machine
other powered crane					1			2							1	1				1			1	1	8	other powered crane
water									1				2	1					1					1	6	water
other electrical equipment								1		1									1					1	4	other electrical equipment
wood planer machine																								1	1	wood planer machine
circular sawing machine			1		3					1	1	1		4		2				1		1			15	circular sawing machine
other hazards, harmful substances									1		1	1				1			2		5	1			12	other hazards, harmful substances
other vehicles					2		2		1			2		1		1				1	1				11	other vehicles
roof, beam, haze, crossbeam,									1	1	1	1			1		1			1	1	2	1		11	roof, beam, haze, crossbeam,

principal rafter																								principal rafter		
other woodworking machines							1	1	1	1	1	2	1					1					1		10	other woodworking machines
power transmission mechanism							1			1	1	1		1				2	1				1		9	power transmission mechanism
roll machine (except printingroll machine)																									9	roll machine (except printingroll machine)
human power machine							1	1		1		2	1	1	2										9	human power machine
transmission													1		1	1				1	2		2		8	transmission
mixer, grinder																1									5	mixer, grinder
harmful substance																							1		5	harmful substance
other metal manufacturing machines																									4	other metal manufacturing machines
other pressure vessels																									4	other pressure vessels
printing machine																									3	printing machine
industrial robot																									3	industrial robot
inflammable substance																									3	inflammable substance
inflammable gas																									3	inflammable gas
natural ground, rock																									3	natural ground, rock

Transition of workers' age groups of fatal and non-fatal accidents in 080401 warehousing in Japan (1999-2022)

Age	1999	2000	2001	2002	2003	2004	2005	2006	2007	2008	2009	2010	2011	2012	2013	2014	2015	2016	2017	2018	2019	2020	2021	2022	total	Age
50-59	88	107	96	113	109	96	92	119	101	118	89	90	119	124	97	124	129	132	167	170	192	188	235	236	3,131	50-59
40-49	71	52	75	83	73	84	86	79	92	101	101	84	103	120	125	113	148	132	168	159	162	157	181	190	2,739	40-49
60 years old or more	35	29	36	29	35	37	39	42	42	62	50	56	69	70	81	60	94	92	97	106	121	119	134	170	1,705	60 years old or more
30-39	59	80	76	65	94	97	90	102	113	97	96	90	87	107	112	115	107	112	104	89	102	126	127	117	2,364	30-39
20-29	79	82	80	82	85	68	64	71	81	73	66	65	54	67	85	79	67	69	73	72	82	82	88	92	1,806	20-29
19 years old or less	8	15	10	14	10	10	15	9	8	13	9	13	12	9	13	11	14	11	11	19	7	13	16	16	286	19 years old or less
total	340	365	373	386	406	392	386	422	437	464	411	398	444	497	513	502	559	548	620	615	666	685	781	821	12,031	total

Transition of workers' number of workplace of fatal and non-fatal accidents in 080401 warehousing in Japan (1999-2022)

Workers scale	1999	2000	2001	2002	2003	2004	2005	2006	2007	2008	2009	2010	2011	2012	2013	2014	2015	2016	2017	2018	2019	2020	2021	2022	total	Workers scale
100-299	43	54	33	45	47	49	63	58	65	75	80	97	104	119	113	131	140	132	161	173	172	168	214	205	2,541	100-299
10-29	107	104	99	112	125	135	122	128	123	122	128	92	105	124	117	117	130	111	128	134	155	139	150	172	2,979	10-29
50-99	34	51	61	49	63	54	52	64	73	80	65	63	82	86	101	102	109	120	118	124	145	140	129	159	2,124	50-99
30-49	68	62	64	82	57	59	58	74	78	80	73	70	70	74	84	69	110	88	91	90	85	102	125	114	1,927	30-49
300 workers or more	9	18	12	10	14	17	11	18	17	22	19	17	19	31	29	31	25	32	49	31	49	80	91	114	765	300 workers or more
9 workers or less	79	76	104	88	100	78	80	80	81	85	46	59	64	63	69	52	45	65	73	63	60	56	72	57	1,695	9 workers or less
total	340	365	373	386	406	392	386	422	437	464	411	398	444	497	513	502	559	548	620	615	666	685	781	821	12,031	total

Transition of occurred months of fatal and non-fatal accidents in 080401 warehousing in Japan (1999-2022)

Month	1999	2000	2001	2002	2003	2004	2005	2006	2007	2008	2009	2010	2011	2012	2013	2014	2015	2016	2017	2018	2019	2020	2021	2022	total	Month
-------	------	------	------	------	------	------	------	------	------	------	------	------	------	------	------	------	------	------	------	------	------	------	------	------	-------	-------

Hyogo	16	14	21		15		13	26	20	17	18	19	25	15	14	28	28	27	33	26	29	29	31	37	501	Hyogo
Shizuoka	16	17	9		13		14	14	12	22	14	16	20	16	10	11	20	14	25	20	35	22	19	34	393	Shizuoka
Hokkaido	12	16	15		20		20	17	17	12	15	17	7	14	15	11	17	9	23	13	13	28	47	32	390	Hokkaido
Hiroshima	9	6	4		9		13	18	15	17	18	19	19	11	17	5	15	10	15	12	13	16	19	31	311	Hiroshima
Miyagi	6	8	14		14		13	20	17	20	13	12	22	16	21	23	17	18	16	20	18	33	39	22	402	Miyagi
Shiga	4	4	6		12		4	15	11	10	7	17	7	7	17	9	11	18	9	17	18	17	18	19	257	Shiga
Gunma	8	5	8		9		4	8	7	7	5	2	11	12	24	11	12	7	11	8	17	16	14	19	225	Gunma
Niigata	5	4	3		4		3	6	5	5	5	12	6	5	5	7	8	10	15	7	13	7	5	18	158	Niigata
Saga	4	3			6		7	3	2	2	1	2	9	8	6	7	15	10	6	8	4	5	8	16	132	Saga
Mie	6	9	9		10		5	8	5	4	6	7	7	7	3	7	7	3	3	8	10	7	4	12	147	Mie
Kyoto	8	13	5		9		9	5	9	9	4	6	6	4	10	4	13	14	11	16	15	20	13	11	214	Kyoto
Fukuoka	18	19	30		21		25	31	30	21	15	13	21	31	37	29	45	37	36	55	26	17	13	9	579	Fukuoka
Gifu	4	3	5		6		3	8	5	4	3	7	6	5	6	7	11	6	15	13	20	15	4	9	165	Gifu
Kagoshima	4	6	2		8		4	5		6	4	6	2	9	7	3	6	9	4	10	4	7	7	9	122	Kagoshima
Fukushima		1	1		3		3	5	7	1	3	2	5	2	7	3	4	12	10	6	6	9	13	9	112	Fukushima
Okayama	9	6	3		6		11	10	7	17	8	5	4	8	10	6	9	7	6	12	10	9	11	7	181	Okayama
Aomori	4	1	2		2		4	8	5	14	11	7	8	9	9	11	7	4	6	9	6	2	9	7	145	Aomori
Nagasaki	5	5	4		5		2			1	2	1		1	2	2	3		3		1	3	3	7	50	Nagasaki
Nagano	1	1	6		1		7	2	6	2	6	5	3	2	2	1	5	3	7	4	13	6	9	6	98	Nagano
Yamaguchi	2	1	1		1		3	3	1	3		2	1	5	2	3	4	2	5	1	7	4	3	6	60	Yamaguchi
Wakayama	4	3	2		3		2		2	2	2		1	1	3	1	2	5	2	1	2	5	4	6	53	Wakayama
Kagawa	4	2	2		3		1	2	2	1	3		1	3		3		1	2	2	7	4	2	5	50	Kagawa
Tochigi	4	8	4		12		8	6	6	6	5	6	5	6	12	2	6	13	7	10	17	11	13	4	171	Tochigi
Fukui	3	8	2		3		2	1	4	5	5	4	2	3	6	2	2	4	6	6	1	2	4	4	79	Fukui

Yamanashi	1		1				2		2	1		2	2	1	1	3	4	1	2	3	3	2	12	4	47	Yamanashi
Miyazaki		1	1						1	4		2	1		1	3	8	5	3	2	2	4	1	4	43	Miyazaki
Iwate	1	4	2		1		2	6	9	2	3	3	4	5	3	3	3	3	8	6	6	2	7	3	86	Iwate
Ishikawa		1	1		2		2	4	4	4	5	4	3	3	3	3	6	3	4	5	7	7	4	3	78	Ishikawa
Kumamoto	1	4	2		6		3			1	2	1	3	2	5	3	5	3	2	1	1	2	5	3	55	Kumamoto
Okinawa	1	1								1		1	2		4	1		5	1	2	1	7	6	3	36	Okinawa
Oita					1		1	2	2				1		1					1	1	1		3	14	Oita
Ehime	2	2			5		3	4	4	1	3	3	1	1		2	3		2	3	4	2	4	2	51	Ehime
Toyama	1		3		3			2	4	5	1	2	3	4	3	4	1	2		3	2	2	1	2	48	Toyama
Kochi	2		1						1							1		1	1	1		1	4	2	15	Kochi
Nara	1	1	2				4	3	3	4	1	3	2	5	3	4	8	2		4	7	3	6	1	67	Nara
Yamagata	3		1				3		1		1	3	3	4	5	4	2	1	1	1	2	1	2	1	39	Yamagata
Akita	1	1	3		1		1	2	1	3			1		2	2			2		1	2	2	1	26	Akita
Tokushima							3	1	1	1		1		2							1	2		1	13	Tokushima
Tottori	1	2							2		1					1	1		1	1			1		11	Tottori
Shimane										1	1				1		1	2		1	1				8	Shimane
total	340	365	373	386	406	392	386	422	437	464	411	398	444	497	513	502	559	548	620	615	666	685	781	821	12,031	total

Data Source : <https://anzeninfo.mhlw.go.jp/user/anzen/tok/anst00.html> MHLW, Jaan

Return to https://www.jisha.or.jp/english/statistics/202312_05.html