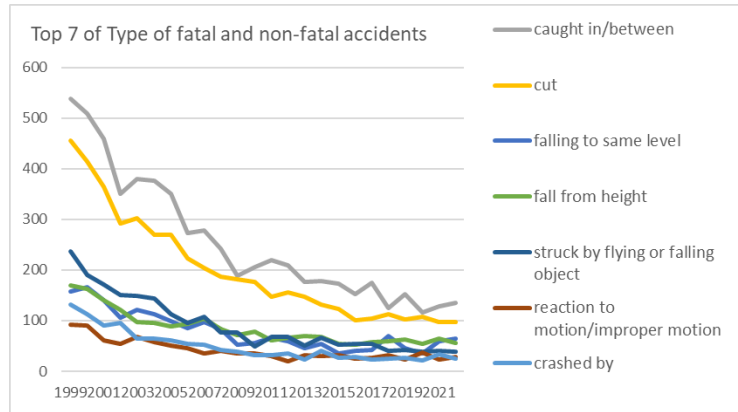
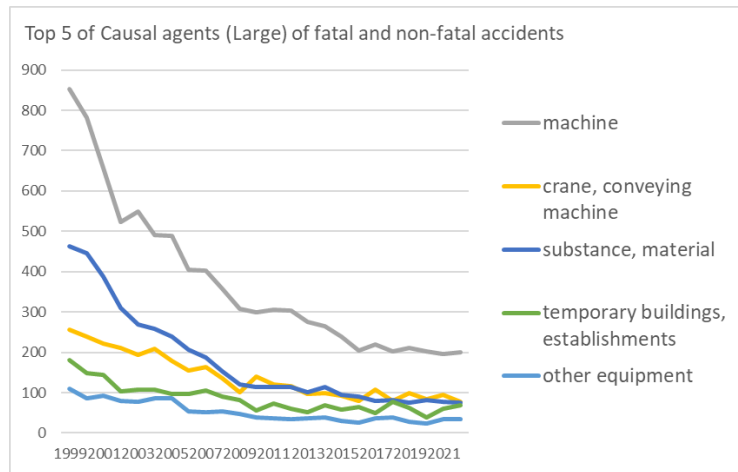


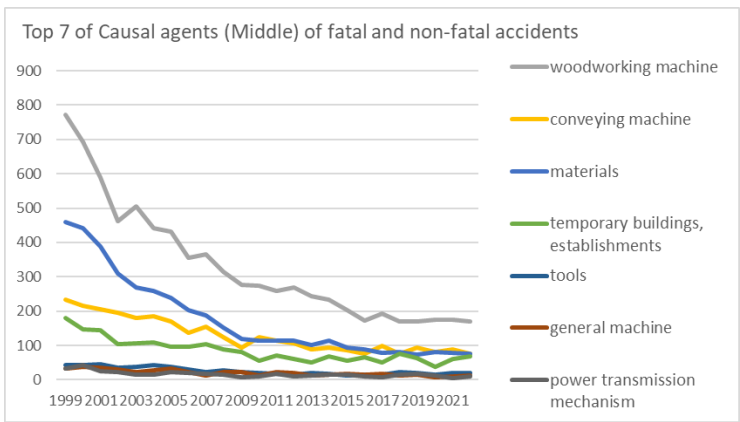
Transition of fatal and non-fatal accidents in 010401 lumbering in Japan (1999-2022)



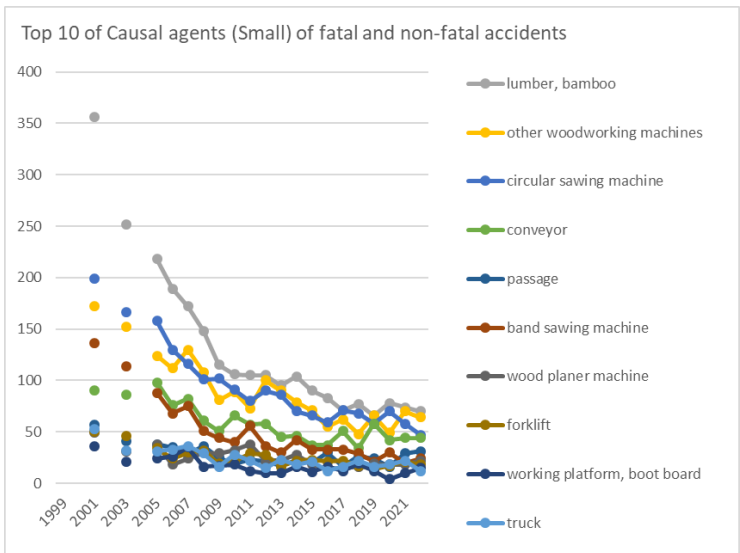
Transition of Top 7 of Type of fatal and non-fatal accidents in 010401 lumbering in Japan (1999-2022)



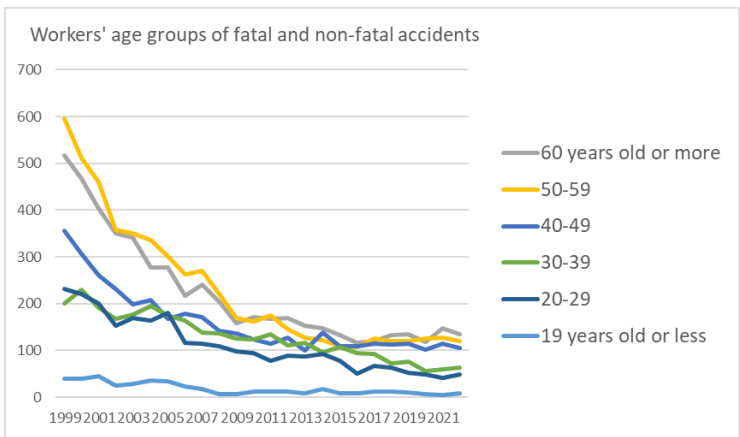
Transition of Top 5 of Causal agents (Large) of fatal and non-fatal accidents in 010401 lumbering in Japan (1999-2022)



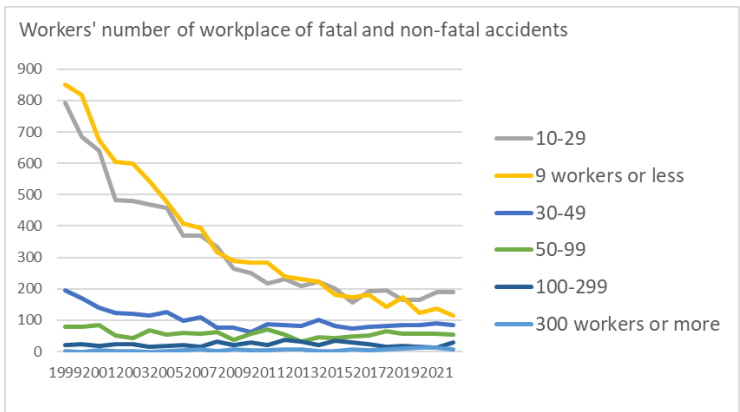
Transition of Top 7 of Causal agents (Middle) of fatal and non-fatal accidents in 010401 lumbering in Japan (1999-2022)



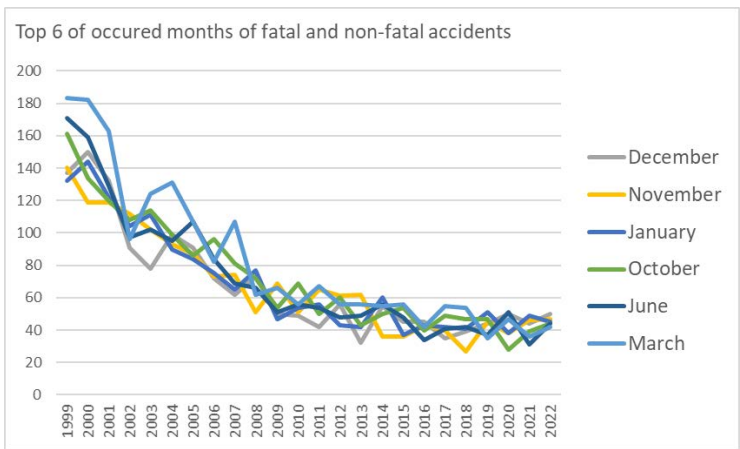
Transition of Top 10 of Causal agents (Small) of fatal and non-fatal accidents in 010401 lumbering in Japan (1999-2022)



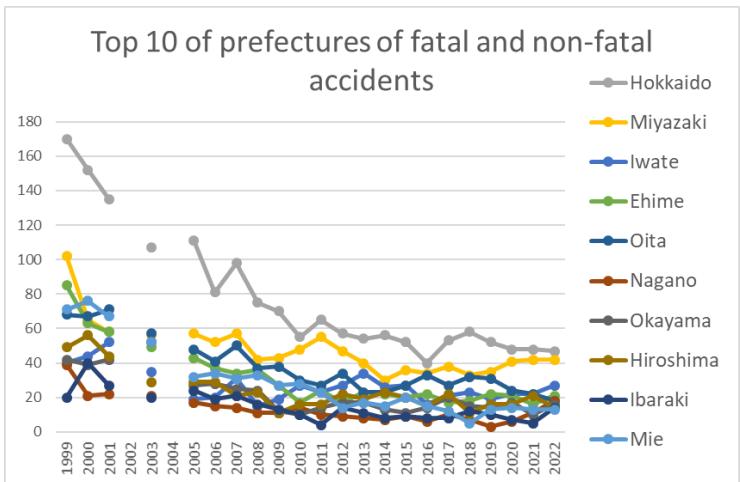
Transition of workers' age groups of fatal and non-fatal accidents in 010401 lumbering in Japan (1999-2022)



Transition of workers' number of workplace of fatal and non-fatal accidents in 010401 lumbering in Japan (1999-2022)



Transition of Top 6 of occurred months of fatal and non-fatal accidents in 010401 lumbering in Japan (1999-2022)



Transition of Top 10 of prefectures of fatal and non-fatal accidents in 010401 lumbering in Japan (1999-2022)

Transition of Type of fatal and non-fatal accidents in 010401 lumbering in Japan (1999-2022)

Type of accidents	1999	2000	2001	2002	2003	2004	2005	2006	2007	2008	2009	2010	2011	2012	2013	2014	2015	2016	2017	2018	2019	2020	2021	2022	total	Type of accidents	
caught in/between	538	509	459	351	380	377	350	273	279	242	189	206	220	210	176	178	173	152	174	125	153	117	128	136	6,095	caught in/between	
cut	456	415	365	292	302	269	269	223	204	187	182	176	148	156	148	132	123	100	104	113	103	108	98	97	4,770	cut	
																											falling to same

traffic accident (others)							1	3							1										6	traffic accident (others)
drown	1			1									3												5	drown
burst				2	1	1								1											5	burst
total	1,941	1,775	1,561	1,284	1,266	1,212	1,136	960	951	820	693	686	680	654	593	615	542	487	528	510	506	455	496	481	20,832	total

Transition of Causal agents (Large) of fatal and non-fatal accidents in 010401 lumbering in Japan (1999-2022)

Causal (L) agents	1999	2000	2001	2002	2003	2004	2005	2006	2007	2008	2009	2010	2011	2012	2013	2014	2015	2016	2017	2018	2019	2020	2021	2022	total	Causal (L) agents
machine	854	782	657	524	549	492	489	404	402	357	308	300	305	303	276	265	239	205	220	202	212	202	196	200	8,943	machine
crane, conveying machine	256	239	221	212	194	208	179	154	164	135	101	139	121	116	97	99	93	79	107	80	100	84	94	78	3,350	crane, conveying machine
substance, material	463	445	388	311	270	259	238	206	188	153	121	113	113	115	101	114	95	90	80	82	75	82	78	75	4,255	substance, material
temporary buildings, establishments	181	148	145	103	107	108	97	97	105	90	81	55	72	60	51	68	57	65	50	77	63	38	61	68	2,047	temporary buildings, establishments
other equipment	110	86	93	79	77	86	87	53	52	53	48	39	36	35	37	38	30	25	36	38	27	24	34	34	1,257	other equipment
environment	21	16	21	15	23	19	10	18	12	9	13	12	13	10	10	14	6	7	15	10	10	8	6	11	309	environment
load	18	23	18	19	15	11	12	13	12	12	8	8	7	9	8	5	8	7	6	9	8	4	6	11	257	load
others	38	36	18	21	31	29	24	15	16	11	13	20	13	6	13	12	14	9	14	12	11	13	21	4	414	others
total	1,941	1,775	1,561	1,284	1,266	1,212	1,136	960	951	820	693	686	680	654	593	615	542	487	528	510	506	455	496	481	20,832	total

Transition of Causal agents (Middle) of fatal and non-fatal accidents in 010401 lumbering in Japan (1999-2022)

Causal (M) agents	1999	2000	2001	2002	2003	2004	2005	2006	2007	2008	2009	2010	2011	2012	2013	2014	2015	2016	2017	2018	2019	2020	2021	2022	total	Causal (M) agents
woodworking machine	772	692	590	463	505	442	431	355	365	315	277	273	258	268	244	234	202	172	194	169	171	176	175	170	7,913	woodworking machine
conveying machine	234	217	205	196	181	185	171	137	156	124	93	125	115	107	90	93	86	75	99	76	94	81	90	77	3,107	conveying machine
materials	460	442	388	309	269	258	238	204	188	152	120	113	113	115	101	113	95	90	79	81	74	82	78	75	4,237	materials
temporary buildings, establishments	181	148	145	103	107	108	97	97	105	90	81	55	72	60	51	68	57	65	50	77	63	38	61	68	2,047	temporary buildings, establishments
tools	42	42	45	36	37	42	39	31	23	29	23	21	18	14	21	17	13	14	16	22	19	14	21	20	619	tools
general machine	33	38	35	31	24	29	32	22	12	23	22	13	22	20	13	15	18	16	17	13	16	7	11	13	495	general machine
power transmission mechanism	33	43	25	23	15	15	22	20	18	14	8	10	17	9	13	14	14	11	7	16	18	13	6	11	395	power transmission mechanism
natural environment	21	16	21	15	23	19	10	18	12	9	13	12	13	10	10	14	6	7	15	10	10	8	6	11	309	natural environment
load	18	23	18	19	15	11	12	13	12	12	8	8	7	9	8	5	8	7	6	9	8	4	6	11	257	load
human power machine, tools	45	32	27	31	25	34	27	15	16	15	12	12	10	13	10	13	14	5	9	10	5	8	7	10	405	human power machine, tools
no causal agent	30	25	14	18	19	24	13	12	12	7	9	19	9	5	7	10	13	7	12	11	8	11	8	3	306	no causal agent
metal manufacturing machine	13	3	5	2	1	2	3	5	2	2	1	1	6	2	2	1	1	2	1	2	4	1		3	65	metal manufacturing machine

load			18		15		11	12	11	10	8	8	7	9	8	4	8	7	6	9	7	3	6	9	176	load
other tools			15		15		13	15	8	12	7	10	9	4	10	3	4	5	6	9	10	6	5	9	175	other tools
stairs, landing stage			16		13		7	7	11	11	10	6	5	12	7	8	7	9	4	10	6	6	6	7	168	stairs, landing stage
chain saw			17		24		12	18	8	15	13	15	6	15	6	10	7	2	5	3	3	6	6	6	197	chain saw
building, establishment			13		8		10	14	9	11	9	6	14	3	12	7	9	5	6	8	4	5	8	6	167	building, establishment
other environments			10		10		4	3	4	3	2	4	4	3	5	4	3	2	8	5	2	2	3	6	87	other environments
hollow chisel mortiser, wood borer			8		6		7	3	7	7	4	2	2	4	4	2	4	5	3		2		1	6	77	hollow chisel mortiser, wood borer
metal material			24		12		14	12	13	2	3	4	6	4	5	7	3	4	5	4	6	4	3	5	140	metal material
no causal agent			14		19		13	12	12	7	9	19	9	5	7	10	13	7	12	11	8	11	8	3	209	no causal agent
other temporary buildings, establishments			10		10		8	8	7	7	10	4	7	6	1	4	4	3	7	7	4	1	4	3	115	other temporary buildings, establishments
standing tree			7		8		4	5	7	3	9	6	2	3	2	6	3	2	3	3	3		3	3	82	standing tree
opening			1		2		1	2	3	2	1	1	1			1	1			2	3	1	2	3	27	opening
loader					1			2	2		1		2	1	2	2	2		1	1	2	1	1	3	24	loader
other equipment, facilities			18		12		14	6	8	8	9	4	5	4	4	6	3	3	5	6	2	2	5	2	126	other equipment, facilities
roof, beam, haze, crossbeam, principal rafter			10		9		5	5	5	4	6	1	6	6	3	7	1	2	5	1	7	3	2	2	90	roof, beam, haze, crossbeam, principal rafter
roll machine (except printingroll machine)					1		2	3		3		2	1	3	1		1	1	2		1	2		2	25	roll machine (except printingroll machine)

machine/equipment as load							1	1	1	2										1	1		2	10	machine/equipment as load		
drill press, milling machine			1				1								1			1					2	7	drill press, milling machine		
demolition machine								1	1												1		2	5	demolition machine		
chamfering machine, router, woodworking milling machine			9		12		4	6	5	3	4	4	3	1	6	3	3	4	5	5	2	3	2	1	85	chamfering machine, router, woodworking milling machine	
human power hauling equipment			7		9		12	2	5	7	4	5	2	3	3	3	2	3	2	1	2	1	1	1	75	human power hauling equipment	
other causal agent			2		10		7	1	4	3	2	1	3		4	2	1	2	1		2	1	13	1	60	other causal agent	
crane			5		3		1	6	5	6	1	4	3	2	2	1	2		2	1	1	1	1	1	48	crane	
scaffolding			2		3		4		7	3	3		4	2	1	3	4			4	3	2		1	46	scaffolding	
high/cold temperature environment			2		1			2			1	1	2	4	3	1	3		1	2	1	3	4		1	32	high/cold temperature environment
natural ground, rock			2		4		2	8	1	1	1			1	1	1		2	2	1	1	2		1	31	natural ground, rock	
mixer, grinder					3		2	2	1	1	1		1			2	1	1	2					1	18	mixer, grinder	
kiln, caldron			3		2		4		1	1	1							1	2		1			1	17	kiln, caldron	
other metal manufacturing machines							1	4	2	1		1	2	1		1					2			1	16	other metal manufacturing machines	
boiler									3		1	1			2				1					1	9	boiler	

felling machine																3	3					1		1	8	felling machine
other powered conveying machines			12		15		6	2	4	2	4	10	5	5	4	5	2	5	9	2	4	2	2		100	other powered conveying machines
cars, bus, motorcycle			7		4		2	3		2	2	5	1	4	4	2	3	2	1	2	2		1		47	cars, bus, motorcycle
other materials			4		4		6	3	2	2	2	2	2	4	1	1	2	3	3		2				43	other materials
mobile crane			2		4		4	6	2		3	4	1	1		2	1	2	4	1		2	2		41	mobile crane
slinging tool			1		4		4		3	1	3	2	1			3	1		1	3					27	slinging tool
unclassifiable			2		2		4	2		1	2		1	1	2				1	1	1	1			21	unclassifiable
grinding machine, buffing machine			2		1		1	1		1	1		4	1	1		1	1	1	1	2	1			20	grinding machine, buffing machine
leveling, transporting or loading machine			1				1	1	2	2		2		1	2	1	1	1			1	1	2		19	leveling, transporting or loading machine
excavating machine					1				2			1		2	2					1	1	1	1		12	excavating machine
other powered crane							1	1	1	2	1	1	1	1				1		2					12	other powered crane
stone, sand, substance			4		1				1			1		2		1							1		11	stone, sand, substance
transmission							2		1		1	1		2				1	1						9	transmission
railway equipment							2		2		1					1						1			7	railway equipment
elevator, lift			1		1			1							1		1				1				6	elevator, lift
water									1				3		1						1				6	water
electric power facilities					1								1	1		1			1						5	electric power facilities

human power machine			1		1											2						1			5	human power machine
other construction machines					2							1	1												4	other construction machines
engine			1		1				1																3	engine
mobile logging machine																		1	1			1			3	mobile logging machine
other vehicles			1										1		1										3	other vehicles
industrial dryer											1			1			1								3	industrial dryer
human power cranes					1		1		1																3	human power cranes
flammable substance					1			1									1								3	flammable substance
other hazards, harmful substances								1			1							1							3	other hazards, harmful substances
industrial robot								1			1														2	industrial robot
other mobile silviculture machine																	1						1		2	other mobile silviculture machine
lumberyard equipment, logging cableway										1	1														2	lumberyard equipment, logging cableway
rough terrain hauler					1						1														2	rough terrain hauler
pressure vessel																							1		2	pressure vessel
other electrical equipment								1									1								2	other electrical equipment
vehicle for high lift																										vehicle for high lift

machine																										machine	
cargo lifting appliance																											cargo lifting appliance
gondola																											gondola
simple skyline yarding equipment																											simple skyline yarding equipment
straddle carrier																											straddle carrier
railway vehicle																											railway vehicle
other pressure vessels																											other pressure vessels
chemical facilities																											chemical facilities
other welding equipment																											other welding equipment
timbering																											timbering
radiation																											radiation
abnormal environment																											abnormal environment
total	1,941	1,775	1,561	1,284	1,266	1,212	1,136	960	951	820	693	686	680	654	593	615	542	487	528	510	506	455	496	481	20,832	total	

Transition of workers' age groups of fatal and non-fatal accidents in 010401 lumbering in Japan (1999-2022)

Age	1999	2000	2001	2002	2003	2004	2005	2006	2007	2008	2009	2010	2011	2012	2013	2014	2015	2016	2017	2018	2019	2020	2021	2022	total	Age
60 years old or more	517	467	403	350	341	277	277	217	241	204	158	171	168	170	153	148	132	117	120	132	135	118	148	135	5,299	60 years old or more
50-59	595	511	461	358	351	335	301	263	269	221	169	162	175	145	128	122	108	107	125	119	120	125	128	120	5,518	50-59
40-49	356	307	261	231	199	207	168	179	171	142	137	123	114	127	100	139	109	109	114	113	114	102	115	106	3,843	40-49

Saitama	19	9	13		11		9	7	8	8	6	7	7	5	7	4	6	4	7	3	1	6	6	3	156	Saitama
Ishikawa	19	16	16		12		9	8	6	4	8	7	5	7	2	5	4	2	4	5	3	2	3	3	150	Ishikawa
Shiga	16	13	12		6		10	11	5	4	6	3	4	2	3	1		1	1	6	2	3	4	3	116	Shiga
Tottori	10	10	12		6		4	3	9	8	3	1	1	6	3	4	4	4	3	3	3	1	1	3	102	Tottori
Saga	9	8	10		13		6	14	4	5	7	6	5	5	1	1	3	6	3	3	6	5	7	2	129	Saga
Tokyo	16	8	12		10		8	4	12	5	6	8	5	1	6	1	6		2	4	2		2	2	120	Tokyo
Yamanashi	14	15	10		11		6	2	3	2	4	4	3	2	3	4	3	2	2	1		2	10	1	104	Yamanashi
Kagawa	17	10	9		13		11	2	8	5	4	7	2	2	3	6	7		1	2	3	2	1		115	Kagawa
Okinawa	1	1								1			3		4					1					11	Okinawa
total	1,941	1,775	1,561	1,284	1,266	1,212	1,136	960	951	820	693	686	680	654	593	615	542	487	528	510	506	455	496	481	20,832	total

Data Source : <https://anzeninfo.mhlw.go.jp/user/anzen/tok/anst00.html> MHLW, Jaan

Return to https://www.jisha.or.jp/english/statistics/202312_05.html