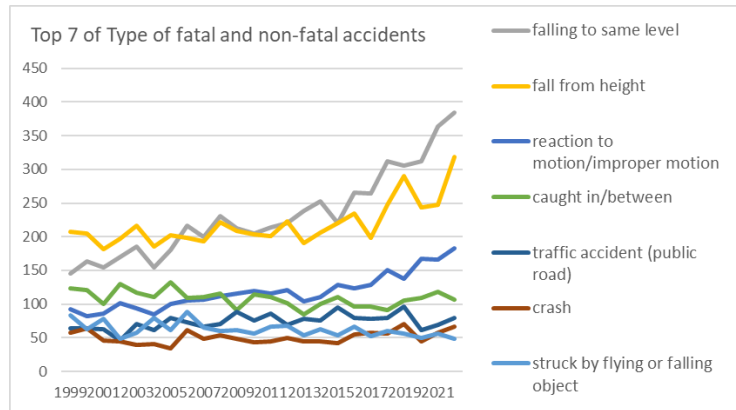
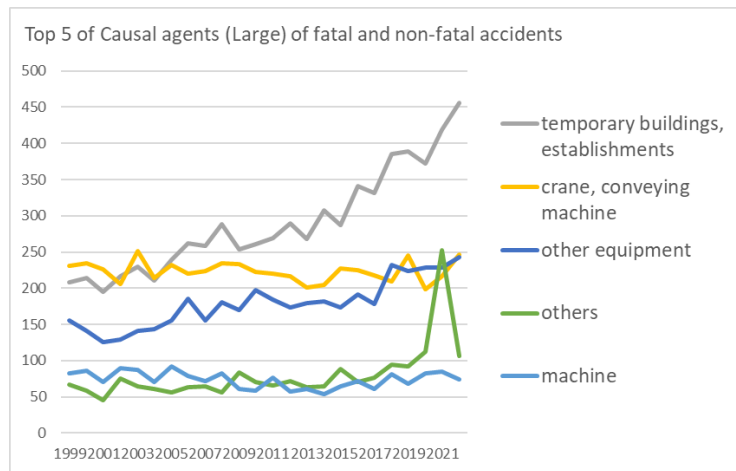


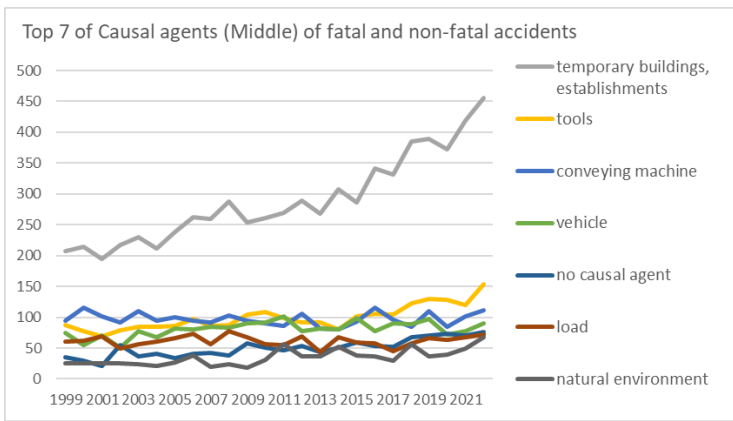
Transition of fatal and non-fatal accidents in 080409 other commerce in Japan (1999-2022)



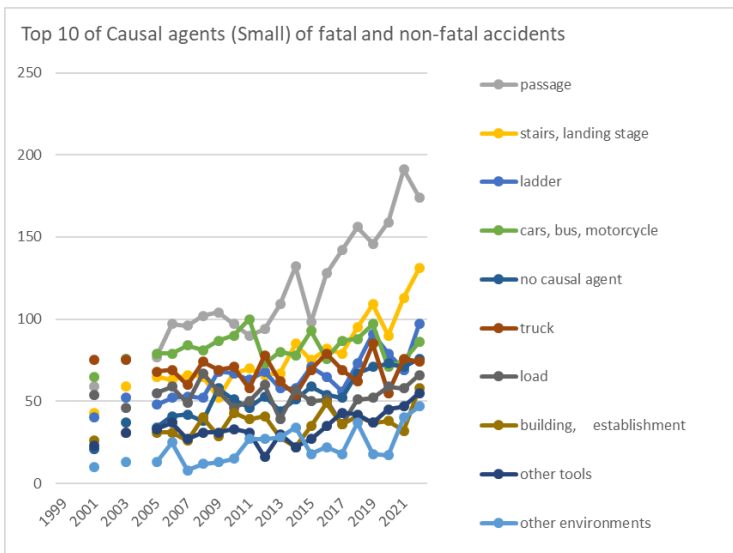
Transition of Top 7 of Type of fatal and non-fatal accidents in 080409 other commerce in Japan (1999-2022)



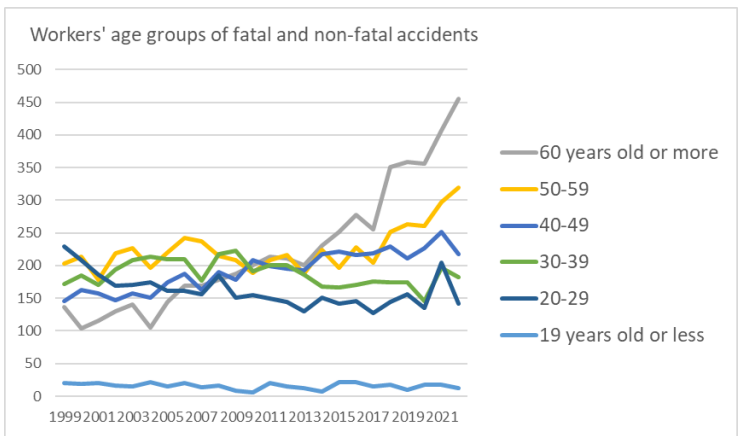
Transition of Top 5 of Causal agents (Large) of fatal and non-fatal accidents in 080409 other commerce in Japan (1999-2022)



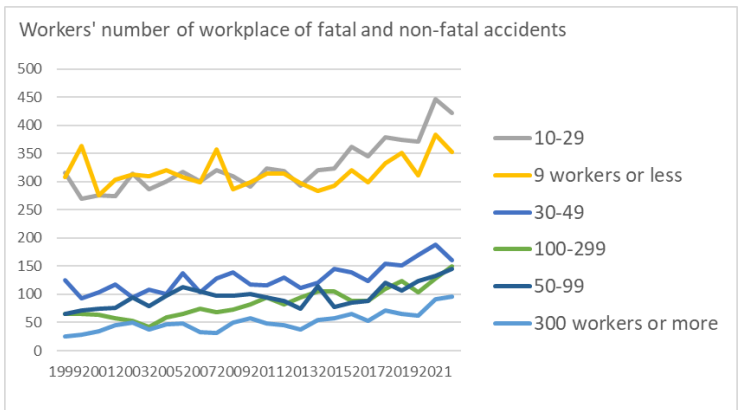
Transition of Top 7 of Causal agents (Middle) of fatal and non-fatal accidents in 080409 other commerce in Japan (1999-2022)



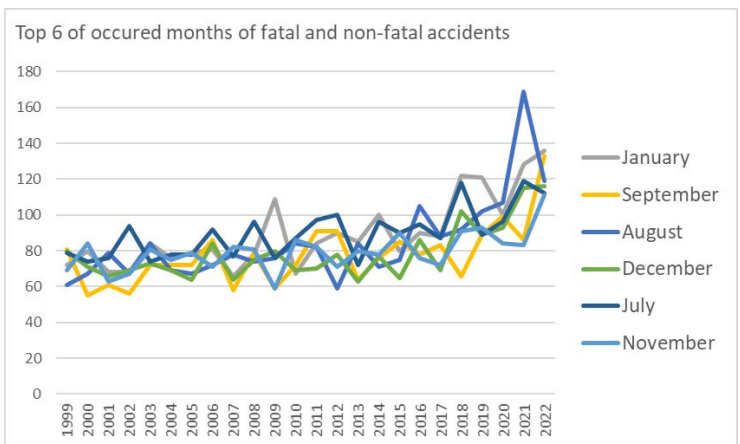
Transition of Top 10 of Causal agents (Small) of fatal and non-fatal accidents in 080409 other commerce in Japan (1999-2022)



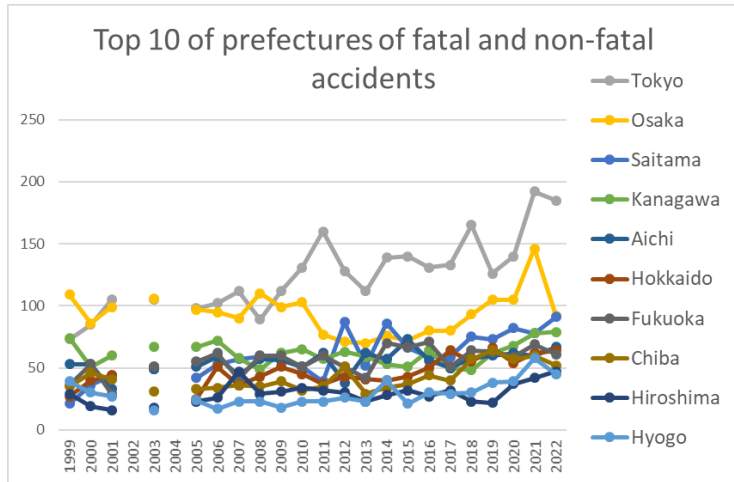
Transition of workers' age groups of fatal and non-fatal accidents in 080409 other commerce in Japan (1999-2022)



Transition of workers' number of workplace of fatal and non-fatal accidents in 080409 other commerce in Japan (1999-2022)



Transition of Top 6 of occurred months of fatal and non-fatal accidents in 080409 other commerce in Japan (1999-2022)



Transition of Top 10 of prefectures of fatal and non-fatal accidents in 080409 other commerce in Japan (1999-2022)

Transition of Type of fatal and non-fatal accidents in 080409 other commerce in Japan (1999-2022)

Type of accidents	1999	2000	2001	2002	2003	2004	2005	2006	2007	2008	2009	2010	2011	2012	2013	2014	2015	2016	2017	2018	2019	2020	2021	2022	total	Type of accidents	
falling to same level	146	163	155	170	186	155	180	216	200	230	213	205	214	220	239	252	220	266	264	312	306	312	364	385	5,573	falling to same level	
fall from height	208	205	181	197	216	185	202	198	193	222	209	203	201	223	190	206	220	234	198	248	290	243	248	318	5,238	fall from height	
reaction to motion/improper motion	92	82	86	101	94	85	100	105	106	112	116	119	116	121	104	111	128	123	129	150	137	167	166	183	2,833	reaction to motion/improper motion	
caught in/between	124	121	100	130	117	111	133	109	111	115	91	114	110	101	84	100	111	96	96	91	105	109	118	107	2,604	caught in/between	
traffic accident (public road)	64	64	63	46	71	61	79	73	67	70	88	75	86	69	78	75	95	79	78	79	96	61	69	80	1,766	traffic accident (public road)	
crash	57	64	46	44	40	41	34	62	48	53	48	43	45	50	45	45	42	55	57	56	71	45	57	66	1,214	crash	
struck by flying or																											struck by flying



Causal (L) agents	1999	2000	2001	2002	2003	2004	2005	2006	2007	2008	2009	2010	2011	2012	2013	2014	2015	2016	2017	2018	2019	2020	2021	2022	total	agents
temporary buildings, establishments	208	214	195	217	230	211	239	262	259	288	254	261	269	289	268	308	287	341	331	385	389	372	419	456	6,952	temporary buildings, establishments
crane, conveying machine	231	235	226	206	251	214	232	220	224	235	233	223	220	216	201	204	227	225	218	209	245	199	216	246	5,356	crane, conveying machine
other equipment	156	141	126	129	141	144	155	185	156	181	170	197	184	173	179	182	173	191	178	232	224	228	229	243	4,297	other equipment
others	67	59	45	75	64	61	56	63	64	56	84	70	66	72	63	65	89	70	76	94	92	112	252	106	1,921	others
machine	83	86	70	90	87	70	92	79	72	83	61	58	77	57	61	54	65	72	61	81	68	82	85	74	1,768	machine
load	60	62	69	50	56	60	66	73	57	77	67	56	55	69	44	67	59	58	45	58	66	64	67	72	1,477	load
environment	25	25	26	25	24	21	27	38	20	24	19	31	57	36	37	52	38	36	29	57	37	39	50	68	841	environment
substance, material	76	70	71	83	66	82	60	71	64	59	68	53	63	70	58	65	62	67	59	52	53	46	55	63	1,536	substance, material
total	906	892	828	875	919	863	927	991	916	1,003	956	949	991	982	911	997	1,000	1,060	997	1,168	1,174	1,142	1,373	1,328	24,148	total

Transition of Causal agents (Middle) of fatal and non-fatal accidents in 080409 other commerce in Japan (1999-2022)

Causal (M) agents	1999	2000	2001	2002	2003	2004	2005	2006	2007	2008	2009	2010	2011	2012	2013	2014	2015	2016	2017	2018	2019	2020	2021	2022	total	Causal (M) agents
temporary buildings, establishments	208	214	195	217	230	211	239	262	259	288	254	261	269	289	268	308	287	341	331	385	389	372	419	456	6,952	temporary buildings, establishments
tools	87	78	69	79	85	84	86	97	86	87	105	109	99	91	91	81	101	106	104	122	130	128	120	154	2,379	tools
conveying machine	95	115	102	92	110	94	100	94	92	103	95	90	86	106	82	80	93	116	96	85	110	85	102	111	2,334	conveying machine

																											machine
vehicle	75	55	70	51	78	68	82	81	84	83	90	92	102	77	82	80	99	78	90	89	98	72	78	90	1,944	vehicle	
no causal agent	35	29	21	55	37	41	34	41	42	38	58	51	46	53	44	51	59	54	52	67	71	73	71	76	1,199	no causal agent	
load	60	62	69	50	56	60	66	73	57	77	67	56	55	69	44	67	59	58	45	58	66	64	67	72	1,477	load	
natural environment	25	25	26	25	24	21	27	38	20	24	19	31	57	36	37	52	38	36	29	57	37	39	50	68	841	natural environment	
materials	67	67	63	78	64	73	49	66	58	52	60	50	51	67	51	51	59	61	54	49	49	36	52	55	1,382	materials	
crane	61	65	54	63	63	52	50	45	48	49	48	41	32	33	37	44	35	31	32	35	37	42	36	45	1,078	crane	
other equipments, facilities	20	19	15	19	18	21	17	29	22	33	25	34	26	27	27	36	21	30	25	37	28	35	46	41	651	other equipments, facilities	
human power machine, tools	42	35	39	25	30	34	49	52	47	57	34	53	49	48	57	60	46	55	43	72	62	61	53	40	1,143	human power machine, tools	
construction machine	37	42	28	34	32	30	31	29	31	38	24	23	27	25	31	22	36	37	27	33	37	38	36	38	766	construction machine	
other causal agent	24	26	24	18	21	14	20	18	18	14	23	19	15	17	16	14	25	15	22	25	19	37	178	29	651	other causal agent	
general machine	25	21	29	26	25	25	39	31	19	27	22	27	33	18	18	14	19	18	18	20	16	25	31	25	571	general machine	
metal manufacturing machine	7	7	6	12	9	8	7	8	14	8	10	2	9	10	4	5	4	7	5	11	7	9	9	8	186	metal manufacturing machine	
hazards, harmful substances	9	3	8	5	2	9	11	5	6	7	8	3	12	3	7	14	3	6	5	3	4	10	3	8	154	hazards, harmful substances	







crane			12		10		11	7	4	13	7	6	6	7	12	17	6	6	8	13	14	7	9	16	191	crane
hand tool			24		16		18	29	23	28	17	28	25	24	24	24	22	21	17	29	21	23	16	15	444	hand tool
high/cold temperature environment			3		4		1	3	6	1	2	6	7	4	3	7	11	5	6	15	12	13	6	13	128	high/cold temperature environment
lumber, bamboo			12		7		7	11	4	8	6	3	10	3	5	3	11	11	6	4	7	5	8	11	142	lumber, bamboo
other materials			10		14		10	15	15	14	10	9	8	15	12	9	15	16	9	4	10	10	16	10	231	other materials
roof, beam, haze, crossbeam, principal rafter			5		4		8	8	8	8	1	4	8	8	4	2	3	2	4	4	8	1	4	10	104	roof, beam, haze, crossbeam, principal rafter
machine/equipment as load			15		10		11	14	8	10	11	10	5	9	5	10	9	7	9	7	14	5	9	6	184	machine/equipment as load
scaffolding			11		6		5	8	6	5	7	2	2	4	5	4	3	2	5	7	3	3	1	5	94	scaffolding
other metal manufacturing machines			3		4		5	2	6	4	4	1	3	4	1	1	2	1	1	5	3	3	3	5	61	other metal manufacturing machines
vehicle for high lift work			1		1		1	2	1	4		1	3	2	4	3	1	5	2	2	3	7	6	5	54	vehicle for high lift work
human power cranes										1	1	1				1			2			3	7	5	21	human power cranes
opening			2		2		3	3	3	4	5	2	1	5	1	3	3	1	5	7	5	2	4	4	65	opening
other hazards, harmful substances			3		2		6	2	1	4	3		3	1	3	5	1	1	3	3	3	6	1	4	55	other hazards, harmful substances
standing tree			3		2		3	4	3	3	1	4	2	2	1	5	3	3	1	2		1	2	4	49	standing tree
elevator, lift			2		2		1	1	5	2	2		2	3	3	4	2	1	7		2	2	1	4	46	elevator, lift
transmission					1			2		1	1		1	1					2		1	2	2	4	18	transmission

conveyor			5	6	8	5	4	3	3	3	2	8	4	5	6	4	2	3	3	4		3	81	conveyor
natural ground, rock			6	3	6	4	3	6	2	5	1	2	4	3	5	3	4	3	5	6		3	74	natural ground, rock
grinding machine, buffing machine			2	2	1	3	5	3	5	1	5	3	2	3	2	3	3	3	2	3	6	3	60	grinding machine, buffing machine
other powered conveying machines			4	3	5	2	4		6		2	3	1	1	1	1	2		3	6	5	3	52	other powered conveying machines
other vehicles			5	2	3	2		1	3	1	2	4	2	2	6	2	3	1	1	1	3	3	47	other vehicles
printing machine			2	3	3	1	3	1		2	1	2	1		1				1	1	2	3	27	printing machine
leveling, transporting or loading machine			4	6	9	7	7	7	6	5	3	6	6	4	4	6	6	8	3	5	5	2	109	leveling, transporting or loading machine
slinging tool			6	2	5	8	6	4	6	9	5	7	3	1	3	6	5	7	2	4	4	2	95	slinging tool
food manufacturing machine			2	5	7	7	1	6	3	6	8	2	1	4	1	3	4	2	1	4	3	2	72	food manufacturing machine
other construction machines			5	1	4	3	4	4	3	2	5		4	3	4	1	4	1	2	4		2	56	other construction machines
inflammable substance			1		4		2	3	1	2	2	1	2	4	1	2	1		1	1		2	30	inflammable substance
demolition machine			2	2	1	1	2	2			3	1			3	2			1	1	3	2	26	demolition machine
other electrical equipment				3		1	1	2	1		1	2	4	2	1		1			1	3	2	25	other electrical equipment
other woodworking machines			1	2	2	1		3	1				1	1			1	3		1		2	19	other woodworking machines
inflammable gas			2			2	1		1		4	1	2	3								2	18	inflammable gas









10-29	316	270	276	275	315	287	301	318	301	320	309	292	323	319	293	321	323	362	345	379	375	371	447	422	7,860	10-29
9 workers or less	308	364	276	304	313	309	321	308	299	357	287	299	314	315	298	283	293	321	299	332	351	312	383	353	7,599	9 workers or less
30-49	125	93	103	118	94	108	101	138	103	128	139	117	116	130	112	120	145	139	124	154	151	170	189	161	3,078	30-49
100-299	66	65	64	57	53	42	59	66	74	69	73	82	95	83	95	105	105	88	88	110	124	104	129	150	2,046	100-299
50-99	65	71	74	76	94	79	98	113	106	97	98	101	95	89	75	114	77	85	88	121	107	123	133	146	2,325	50-99
300 workers or more	26	29	35	45	50	38	47	48	33	32	50	58	48	46	38	54	57	65	53	72	66	62	92	96	1,240	300 workers or more
total	906	892	828	875	919	863	927	991	916	1,003	956	949	991	982	911	997	1,000	1,060	997	1,168	1,174	1,142	1,373	1,328	24,148	total

Transition of occurred months of fatal and non-fatal accidents in 080409 other commerce in Japan (1999-2022)

Month	1999	2000	2001	2002	2003	2004	2005	2006	2007	2008	2009	2010	2011	2012	2013	2014	2015	2016	2017	2018	2019	2020	2021	2022	total	Month
January	72	80	68	68	84	76	79	81	66	78	109	67	84	90	85	100	80	90	88	122	121	100	128	136	2,152	January
September	81	55	61	56	72	72	72	86	58	79	59	72	91	91	64	76	85	78	83	66	89	99	86	133	1,864	September
August	61	67	79	67	84	69	67	72	78	74	76	84	82	59	84	71	75	105	88	92	102	107	169	119	2,031	August
December	80	71	66	69	73	69	64	84	64	75	80	69	70	78	63	77	65	86	69	102	89	93	115	116	1,887	December
July	79	74	76	94	74	78	78	92	77	96	76	87	97	100	72	96	90	95	87	118	89	96	119	112	2,152	July
November	69	84	63	67	81	75	79	71	82	81	59	86	82	71	80	78	90	76	72	91	93	84	83	111	1,908	November
April	62	93	51	80	95	73	90	91	65	76	89	72	64	66	78	78	81	76	84	106	99	82	112	106	1,969	April
June	85	68	77	62	61	77	78	92	76	89	65	96	76	90	72	81	98	84	83	79	86	127	120	102	2,024	June
February	94	71	71	69	75	45	76	81	83	107	87	87	74	99	84	92	91	82	68	102	94	93	102	101	2,028	February
October	71	86	81	83	81	65	70	76	95	87	83	90	78	66	89	81	78	93	98	97	103	95	98	99	2,043	October
March	86	76	66	74	65	82	100	88	80	82	97	78	100	87	65	81	96	106	90	104	111	101	117	98	2,130	March
May	66	67	69	86	74	82	74	77	92	79	76	61	93	85	75	86	71	89	87	89	98	65	124	95	1,960	May
total	906	892	828	875	919	863	927	991	916	1,003	956	949	991	982	911	997	1,000	1,060	997	1,168	1,174	1,142	1,373	1,328	24,148	total







Tottori	6		4		4		8	2	3	4	5	6	6	3	2	4	3	2	5	8	4	7	3	2	91	Tottori
Shimane	2	6	1		5		3	2	1	1	1	1	4	3	3	3	3	5	5	7	7	3	13	2	81	Shimane
total	906	892	828	875	919	863	927	991	916	1,003	956	949	991	982	911	997	1,000	1,060	997	1,168	1,174	1,142	1,373	1,328	24,148	total

Data Source : <https://anzeninfo.mhlw.go.jp/user/anzen/tok/anst00.html> MHLW, Jaan

Return to [https://www.jisha.or.jp/english/statistics/202312\\_05.html](https://www.jisha.or.jp/english/statistics/202312_05.html)