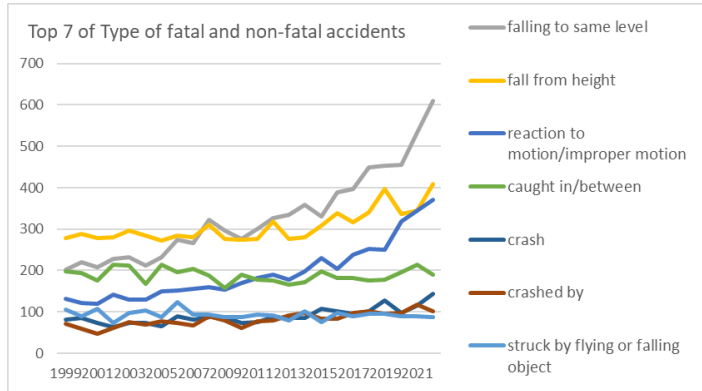
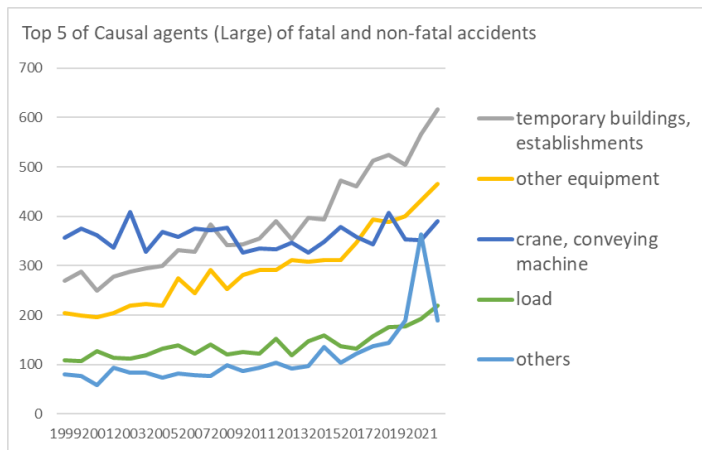


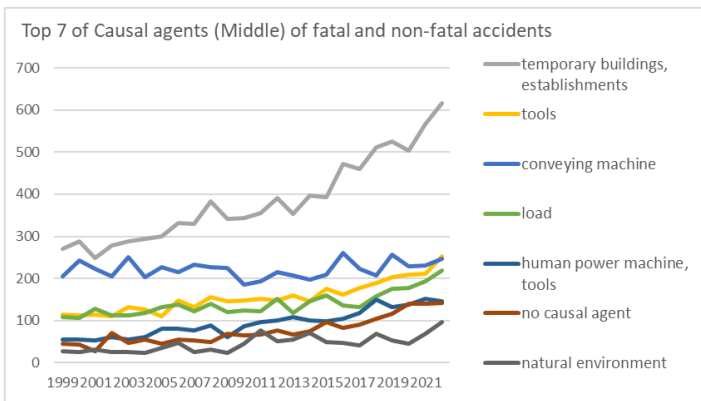
Transition of fatal and non-fatal accidents in 0804 other commerce in Japan (1999-2022)



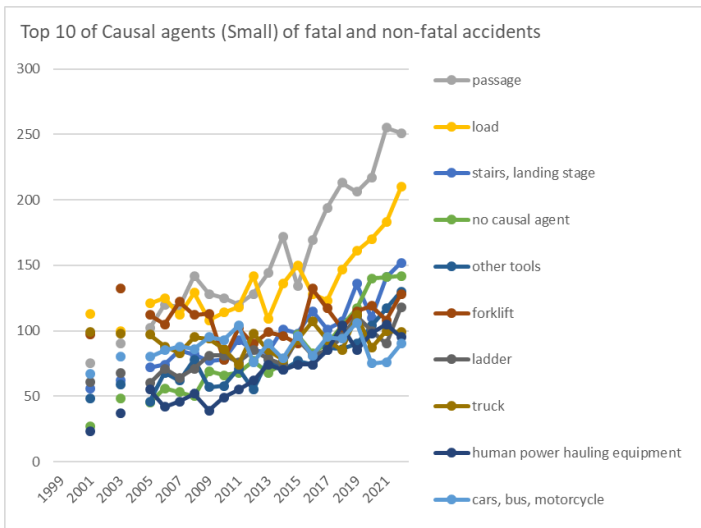
Transition of Top 7 of Type of fatal and non-fatal accidents in 0804 other commerce in Japan (1999-2022)



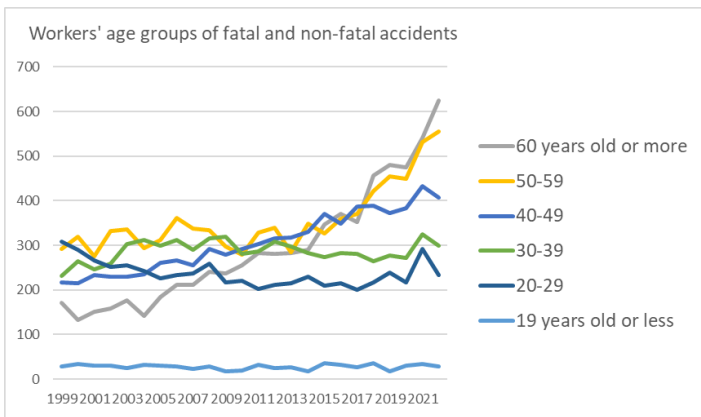
Transition of Top 5 of Causal agents (Large) of fatal and non-fatal accidents in 0804 other commerce in Japan (1999-2022)



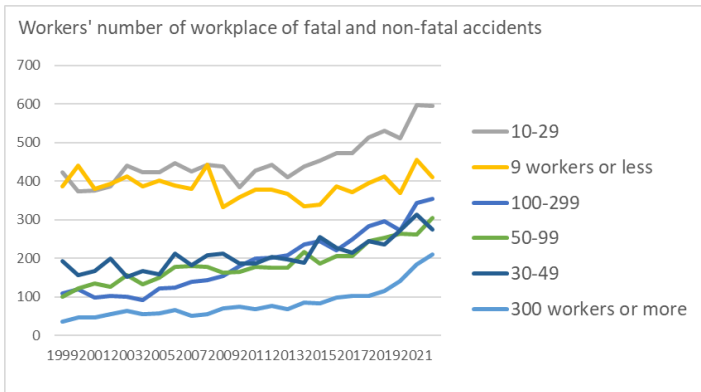
Transition of Top 7 of Causal agents (Middle) of fatal and non-fatal accidents in 0804 other commerce in Japan (1999-2022)



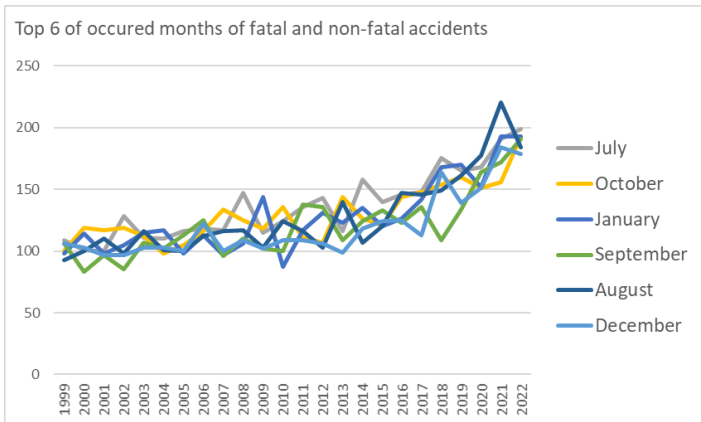
Transition of Top 10 of Causal agents (Small) of fatal and non-fatal accidents in 0804 other commerce in Japan (1999-2022)



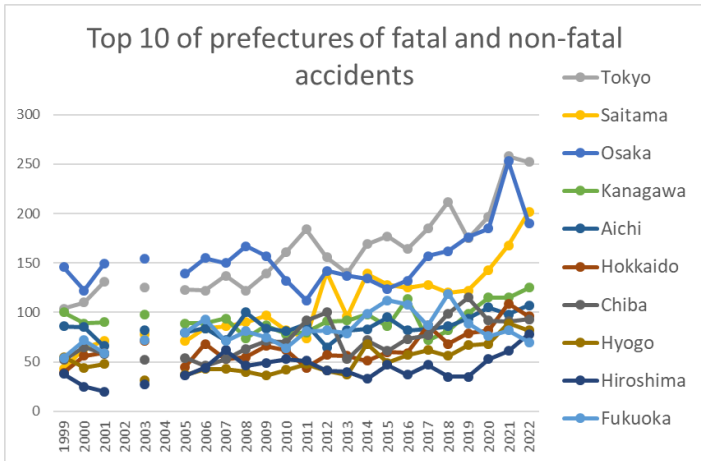
Transition of workers' age groups of fatal and non-fatal accidents in 0804 other commerce in Japan (1999-2022)



Transition of workers' number of workplace of fatal and non-fatal accidents in 0804 other commerce in Japan (1999-2022)



Transition of Top 6 of occurred months of fatal and non-fatal accidents in 0804 other commerce in Japan (1999-2022)



Transition of Top 10 of prefectures of fatal and non-fatal accidents in 0804 other commerce in Japan (1999-2022)

Transition of Type of fatal and non-fatal accidents in 0804 other commerce in Japan (1999-2022)

Type of accidents	1999	2000	2001	2002	2003	2004	2005	2006	2007	2008	2009	2010	2011	2012	2013	2014	2015	2016	2017	2018	2019	2020	2021	2022	total	Type of accidents
falling to same level	201	221	209	229	232	212	232	275	267	323	296	277	300	326	335	358	330	389	396	450	454	455	534	611	7,912	falling to same level
fall from height	278	289	278	281	296	284	273	285	281	310	277	275	276	319	276	280	308	338	316	341	397	337	344	410	7,349	fall from height
reaction to motion/improper motion	131	122	119	141	130	130	149	152	155	160	154	170	181	190	177	197	231	203	239	253	251	318	344	370	4,667	reaction to motion/improper motion
caught in/between	198	193	176	215	212	168	215	195	205	188	158	189	177	176	166	172	197	182	182	176	178	195	215	189	4,517	caught in/between
crash	82	86	73	64	73	73	65	90	82	88	88	73	75	88	85	85	107	102	95	102	128	97	115	143	2,159	crash
crashed by	72	60	47	62	76	70	77	73	67	90	79	62	77	80	91	97	84	83	97	101	96	97	117	102	1,957	crashed by
struck by flying or falling object	105	89	108	74	97	103	88	124	94	93	87	87	94	92	79	101	76	98	90	95	95	90	90	88	2,237	struck by flying or falling object
traffic accident (public road)	70	72	67	52	78	67	83	78	70	76	97	79	91	73	89	77	100	83	87	84	99	67	69	81	1,889	traffic accident (public road)

cut	44	54	48	66	49	54	53	48	60	63	50	56	64	57	51	55	45	47	46	77	44	47	46	51	1,275	cut
collapse	33	29	41	32	41	44	36	46	38	34	42	34	32	34	36	26	29	34	27	40	40	35	49	32	864	collapse
contact to high/low-temperature	12	20	17	15	12	20	20	23	18	15	15	27	21	21	20	20	29	21	18	31	33	31	17	32	508	contact to high/low-temperature
others	9	14	9	7	11	13	7	12	7	9	12	9	15	10	10	12	13	9	14	17	14	36	205	23	497	others
injury to the sole of the foot	1	3	1	1	4	4	1	3	2	4	2	1	2	3	3	3	2	5	1	3		5		4	58	injury to the sole of the foot
contact to harmful substance	2	2	3	5	2	4	4	2	3	2	6	4	8		1	7	2	5	5	4	5	10	4	3	93	contact to harmful substance
explosion	3		1	1	1		1			2				1		1	1							3	15	explosion
unclassifiable	4	3		7	8	7	4	4		4	2	1	2	6	3	2	3	6	2	1	3	3	3	2	80	unclassifiable
traffic accident (others)				2	1	1	2	2	3	2		2				1	1		2	3		1	2	2	27	traffic accident (others)
burst			3	2			2			2	1					1	1			1		1		2	16	burst
fire	1			1	2		1	1	1	1	1	1	4	1		2		2		1	1			1	22	fire
drown				1										16	1						1				19	drown
electric shock			1	3		1				1				1	2	2		1		2	2	2			18	electric shock
total	1,246	1,257	1,201	1,261	1,325	1,255	1,313	1,413	1,353	1,467	1,367	1,347	1,435	1,479	1,424	1,499	1,559	1,608	1,617	1,783	1,840	1,827	2,154	2,149	36,179	total

Transition of Causal agents (Large) of fatal and non-fatal accidents in 0804 other commerce in Japan (1999-2022)

Causal (L) agents	1999	2000	2001	2002	2003	2004	2005	2006	2007	2008	2009	2010	2011	2012	2013	2014	2015	2016	2017	2018	2019	2020	2021	2022	total	Causal (L) agents
temporary buildings, establishments	270	288	249	278	288	294	300	331	329	383	341	343	355	390	354	397	393	472	461	512	525	504	567	617	9,241	temporary buildings, establishments

other equipment	204	200	196	205	219	222	220	274	244	291	253	281	291	292	312	309	311	311	347	394	388	400	432	466	7,062	other equipment
crane, conveying machine	356	375	361	337	409	329	368	358	376	372	377	327	335	333	346	327	349	378	358	344	407	353	351	390	8,616	crane, conveying machine
load	109	107	128	113	112	119	132	139	122	141	121	125	123	153	118	147	159	137	133	158	176	178	193	220	3,363	load
others	81	77	58	94	84	84	73	82	79	77	99	87	93	104	92	97	135	103	123	138	144	189	364	190	2,747	others
environment	27	26	32	26	26	24	35	47	25	31	24	46	76	51	56	72	49	47	42	69	54	46	69	96	1,096	environment
machine	96	95	81	105	100	88	102	92	84	94	70	70	85	66	70	62	72	82	72	93	77	96	101	85	2,038	machine
substance, material	103	89	96	103	87	95	83	90	94	78	82	68	77	90	76	88	91	78	81	75	69	61	77	85	2,016	substance, material
total	1,246	1,257	1,201	1,261	1,325	1,255	1,313	1,413	1,353	1,467	1,367	1,347	1,435	1,479	1,424	1,499	1,559	1,608	1,617	1,783	1,840	1,827	2,154	2,149	36,179	total

Transition of Causal agents (Middle) of fatal and non-fatal accidents in 0804 other commerce in Japan (1999-2022)

Causal (M) agents	1999	2000	2001	2002	2003	2004	2005	2006	2007	2008	2009	2010	2011	2012	2013	2014	2015	2016	2017	2018	2019	2020	2021	2022	total	Causal (M) agents
temporary buildings, establishments	270	288	249	278	288	294	300	331	329	383	341	343	355	390	354	397	393	472	461	512	525	504	567	617	9,241	temporary buildings, establishments
tools	114	113	115	110	132	127	111	149	132	155	147	148	152	148	160	146	175	162	178	190	204	209	212	253	3,742	tools
conveying machine	205	242	223	205	250	204	227	215	232	227	226	186	193	216	208	197	209	261	224	207	257	230	231	247	5,322	conveying machine
load	109	107	128	113	112	119	132	139	122	141	121	125	123	153	118	147	159	137	133	158	176	178	193	220	3,363	load
human power machine, tools	56	55	54	62	56	62	81	81	77	89	62	86	97	101	108	101	99	104	118	150	132	139	152	147	2,269	human power machine, tools
no causal agent	45	43	27	71	48	55	45	56	53	50	69	66	68	77	68	75	97	83	90	104	117	140	141	142	1,830	no causal agent

																										agent
natural environment	27	26	32	26	26	24	35	47	25	31	24	46	76	51	56	72	49	47	42	69	54	46	69	96	1,096	natural environment
vehicle	82	59	72	57	84	72	85	87	89	88	98	97	106	81	92	82	102	83	98	96	108	76	79	94	2,067	vehicle
materials	93	84	87	97	84	85	71	82	87	71	72	64	65	85	67	73	88	72	74	72	60	49	74	77	1,833	materials
other equipments, facilities	26	22	23	25	22	28	25	36	34	42	37	46	31	35	38	56	32	44	44	52	44	48	56	57	903	other equipments, facilities
crane	69	74	66	75	75	53	56	56	55	57	53	44	36	36	46	48	38	34	36	41	42	47	41	49	1,227	crane
other causal agent	26	30	31	21	29	22	23	20	21	21	26	21	19	23	21	20	30	19	30	31	25	47	219	45	820	other causal agent
construction machine	37	42	28	34	32	32	31	29	31	38	24	23	27	25	32	22	37	37	27	33	38	38	38	38	773	construction machine
general machine	34	27	39	34	35	34	47	43	27	34	26	34	40	21	26	18	23	24	28	29	23	36	42	33	757	general machine
metal manufacturing machine	10	7	6	13	9	9	7	8	15	9	11	3	9	10	4	7	4	8	6	13	8	11	10	10	207	metal manufacturing machine
hazards, harmful substances	10	5	9	6	3	10	12	8	7	7	10	4	12	5	9	15	3	6	7	3	9	12	3	8	183	hazards, harmful substances
electric equipment	5	5	1	5	6	2	1	5	1	5	2		6	4	5	4	1		4	1	3	4	7	7	84	electric equipment
woodworking machine	9	15	7	21	15	11	12	9	9	9	7	8	8	8	4	11	2	10	8	15	4	7	8	4	221	woodworking machine
unclassifiable	10	4		2	7	7	5	6	5	6	4		6	4	3	2	8	1	3	3	2	2	4	3	97	unclassifiable
welding equipment			1	2	2	1		1			2	1		2	1		2		1	1	3		2	1	23	welding equipment





cars, bus, motorcycle			67		80		80	85	88	86	95	93	104	76	90	79	96	81	95	94	106	75	76	90	1,736	cars, bus, motorcycle
building, establishment			32		42		38	40	40	53	38	57	53	53	40	32	51	65	52	59	52	56	48	74	975	building, establishment
other environments			13		15		16	30	9	16	18	23	42	39	40	49	22	28	25	42	21	19	56	59	582	other environments
other temporary buildings, establishments			30		41		33	35	28	39	37	30	34	43	32	46	54	60	39	59	62	63	67	58	890	other temporary buildings, establishments
working platform, boot board			35		34		33	38	36	46	44	43	43	62	42	37	43	54	56	51	51	48	44	57	897	working platform, boot board
other equipment, facilities			23		22		25	36	34	42	37	46	31	35	38	56	32	44	44	52	44	48	56	57	802	other equipment, facilities
other causal agent			31		29		23	20	21	21	26	21	19	23	21	20	30	19	30	31	25	47	219	45	721	other causal agent
metal material			55		52		40	51	55	34	46	43	36	58	38	51	45	36	46	52	33	22	39	41	873	metal material
hand tool			30		19		23	36	30	34	21	32	38	36	32	27	24	30	30	45	29	31	22	27	596	hand tool
other general power machines			30		22		30	29	21	25	20	21	29	15	21	13	20	19	20	25	21	28	34	27	470	other general power machines
excavating machine			14		19		16	15	14	20	13	13	10	15	15	9	20	19	13	20	26	18	22	27	338	excavating machine
high/cold temperature environment			6		4		5	7	9	3	2	12	9	6	10	12	17	10	11	22	26	18	9	26	224	high/cold temperature environment
mobile crane			41		49		37	34	38	33	38	34	22	21	23	23	27	24	15	18	22	33	26	25	583	mobile crane
human power cranes								1		1	2	1	2	1		2			2	1	16	9	24	25	87	human power cranes
other materials			14		17		15	16	21	22	12	12	14	19	15	14	21	22	17	11	13	14	23	18	330	other materials
crane			18		19		16	10	9	19	8	7	9	8	16	18	8	6	11	15	15	8	11	17	248	crane
lumber, bamboo			15		12		14	15	10	13	12	6	14	7	10	6	19	14	9	7	8	8	12	15	226	lumber, bamboo

conveyor			14		15		12	14	18	18	11	16	11	20	18	21	22	17	11	13	22	11	12	13	309	conveyor
machine/equipment as load			15		12		11	14	10	12	13	11	5	11	9	11	9	9	10	11	15	8	10	10	216	machine/equipment as load
roof, beam, haze, crossbeam, principal rafter			5		4		8	9	9	9	2	4	8	8	5	2	4	2	4	5	9	3	5	10	115	roof, beam, haze, crossbeam, principal rafter
opening			5		7		5	6	5	5	7	4	2	5	1	3	6	4	9	11	6	3	6	8	108	opening
scaffolding			11		8		7	9	7	7	8	2	2	6	6	4	3	3	6	7	3	4	1	7	111	scaffolding
standing tree			3		2		3	4	3	3	1	4	2	2	1	5	3	3	1	2		1	2	6	51	standing tree
slinging tool			6		5		5	10	6	6	9	9	5	8	3	2	4	7	6	9	3	5	5	5	118	slinging tool
other powered conveying machines			9		5		6	6	7	1	8	5	6	8	4	1	2	3	3	6	7	12	9	5	113	other powered conveying machines
elevator, lift			5		4		2	6	6	4	6	1	3	5	5	5	2	4	7	2	5	5	3	5	85	elevator, lift
grinding machine, buffing machine			2		2		1	3	5	4	5	1	5	3	2	4	2	3	3	4	2	5	6	5	67	grinding machine, buffing machine
other metal manufacturing machines			3		4		5	2	6	4	5	2	3	4	1	1	2	2	1	5	3	3	4	5	65	other metal manufacturing machines
vehicle for high lift work			1		1		1	2	1	4		1	3	2	4	3	1	5	2	2	4	7	7	5	56	vehicle for high lift work
other hazards, harmful substances			3		2		6	2	2	4	4	1	3	1	3	6	1	1	5	3	8	7	1	4	67	other hazards, harmful substances
transmission					1			2		1	1		2	1	1	1			2	1	3	2	4	4	26	transmission
food manufacturing machine			2		5		8	7	1	7	4	8	9	2	1	4	1	3	6	2	1	4	4	3	82	food manufacturing machine
natural ground, rock			6		3		7	4	3	7	2	5	1	2	4	3	6	3	4	3	5	6		3	77	natural ground, rock





machine			1		1					1					1		1	1					8	machine			
lathe							1	1		1	1	1		1				2						8	lathe		
power press					1		1									2	1	1	1					8	power press		
abnormal environment			2								1	1	1											7	abnormal environment		
centrifugal machine			1													1							1	4	centrifugal machine		
industrial robot					1													1				1		4	industrial robot		
cargo lifting appliance														1									2	3	cargo lifting appliance		
timbering							2				1														3	timbering	
explosive substance			1																						3	explosive substance	
band sawing machine																								1	2	band sawing machine	
mobile logging machine																								1	1	2	mobile logging machine
gondola																									1	2	gondola
railway equipment																									1	2	railway equipment
boiler																									1	2	boiler
pressure vessel																									1	2	pressure vessel
hollow chisel mortiser, wood borer																										1	hollow chisel mortiser, wood borer
chamfering machine, router, woodworking milling machine																										1	chamfering machine, router, woodworking milling machine

injection molding machine												1														1	injection molding machine
other mobile silviculture machine																					1					1	other mobile silviculture machine
other welding equipment								1																		1	other welding equipment
industrial dryer													1													1	industrial dryer
other kiln, caldron			1																							1	other kiln, caldron
forging pressure hammer																											forging pressure hammer
felling machine																											felling machine
skyline yarding machine																											skyline yarding machine
derrick crane																											derrick crane
lumberyard equipment, logging cableway																											lumberyard equipment, logging cableway
simple skyline yarding equipment																											simple skyline yarding equipment
straddle carrier																											straddle carrier
chemical facilities																											chemical facilities
radiation																											radiation
total	1,246	1,257	1,201	1,261	1,325	1,255	1,313	1,413	1,353	1,467	1,367	1,347	1,435	1,479	1,424	1,499	1,559	1,608	1,617	1,783	1,840	1,827	2,154	2,149	36,179	total	

Transition of workers' age groups of fatal and non-fatal accidents in 0804 other commerce in Japan (1999-2022)

Age	1999	2000	2001	2002	2003	2004	2005	2006	2007	2008	2009	2010	2011	2012	2013	2014	2015	2016	2017	2018	2019	2020	2021	2022	total	Age	
60 years old or																											60 years old or









Oita	11	4	4		9		13	14	12	11	4	9	6	6	18	10	10	11	7	9	12	8	10	12	210	Oita
Wakayama	8	11	9		9		6		5	6	7	4	4	10	10	7	9	8	8	5	13	11	11	12	173	Wakayama
Ehime	6	10	6		13		14	10	15	10	8	16	7	9	3	5	10	11	14	18	16	10	17	11	239	Ehime
Nara	4	4	8		2		11	9	8	15	4	15	7	7	7	10	10	6	3	4	17	7	19	9	186	Nara
Tokushima	8	7	9		5		11	9	6	6	3	1		7	3	5	7	5	7	6	9	10	7	8	139	Tokushima
Kochi	18	15	17		24		9	8	5	8	8	15	13	11	9	3	8	7	5	9	1	4	11	7	215	Kochi
Yamagata	3	10	7		4		12	6	5	7	17	7	7	9	15	12	8	20	14	16	7	7	10	5	208	Yamagata
Tottori	7	2	4		4		8	2	5	4	6	6	6	3	2	5	4	2	6	9	4	7	4	2	102	Tottori
Shimane	2	6	1		5		3	2	1	2	2	1	4	3	4	3	4	7	5	8	8	3	13	2	89	Shimane
total	1,246	1,257	1,201	1,261	1,325	1,255	1,313	1,413	1,353	1,467	1,367	1,347	1,435	1,479	1,424	1,499	1,559	1,608	1,617	1,783	1,840	1,827	2,154	2,149	36,179	total

Data Source : <https://anzeninfo.mhlw.go.jp/user/anzen/tok/anst00.html> MHLW, Jaan

Return to [https://www.jisha.or.jp/english/statistics/202312\\_05.html](https://www.jisha.or.jp/english/statistics/202312_05.html)