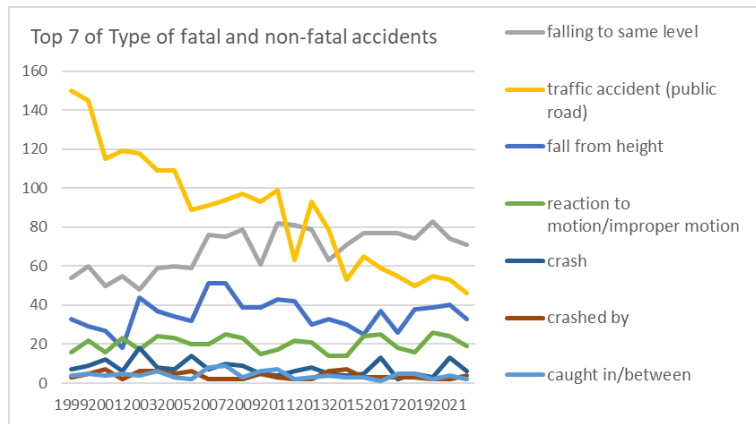
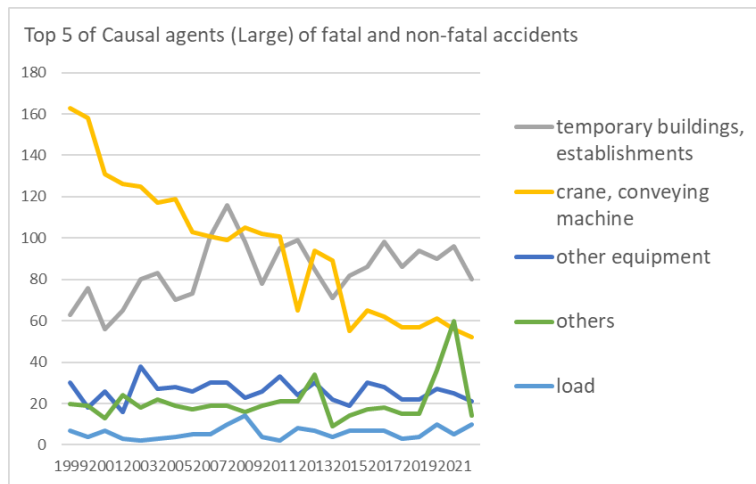


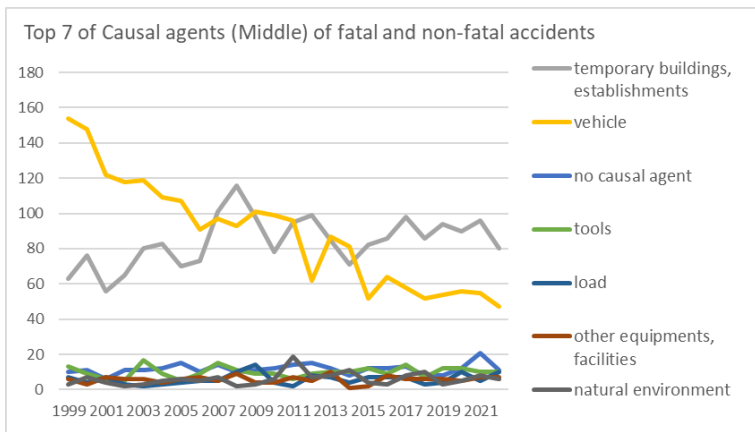
Transition of fatal and non-fatal accidents in 090101 banking/trust business in Japan (1999-2022)



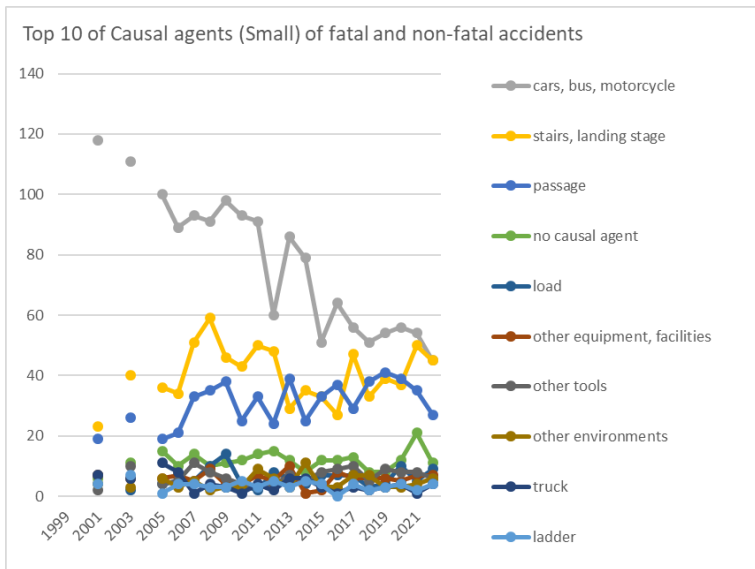
Transition of Top 7 of Type of fatal and non-fatal accidents in 090101 banking/trust business in Japan (1999-2022)



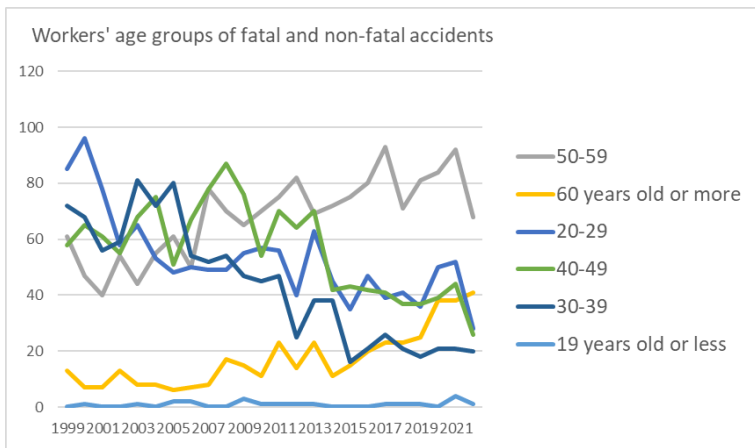
Transition of Top 5 of Causal agents (Large) of fatal and non-fatal accidents in 090101 banking/trust business in Japan (1999-2022)



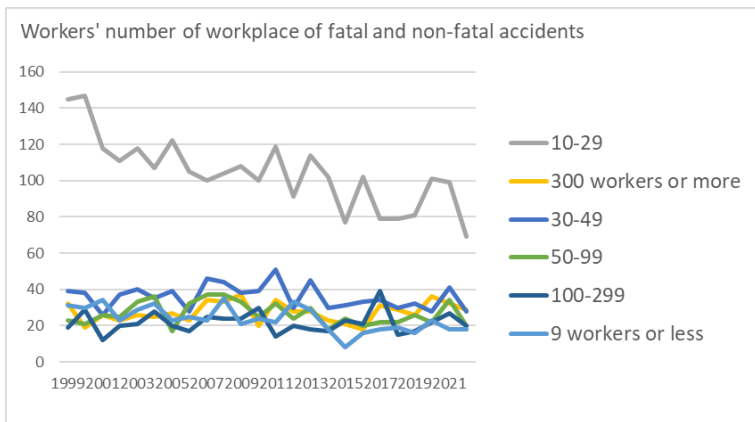
Transition of Top 7 of Causal agents (Middle) of fatal and non-fatal accidents in 090101 banking/trust business in Japan (1999-2022)



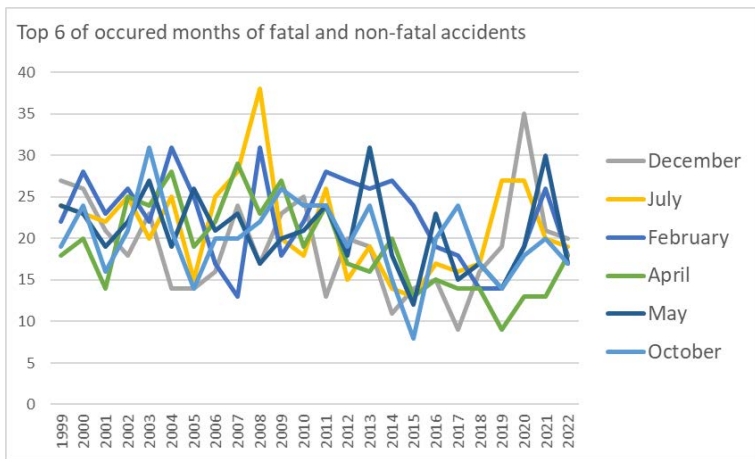
Transition of Top 10 of Causal agents (Small) of fatal and non-fatal accidents in 090101 banking/trust business in Japan (1999-2022)



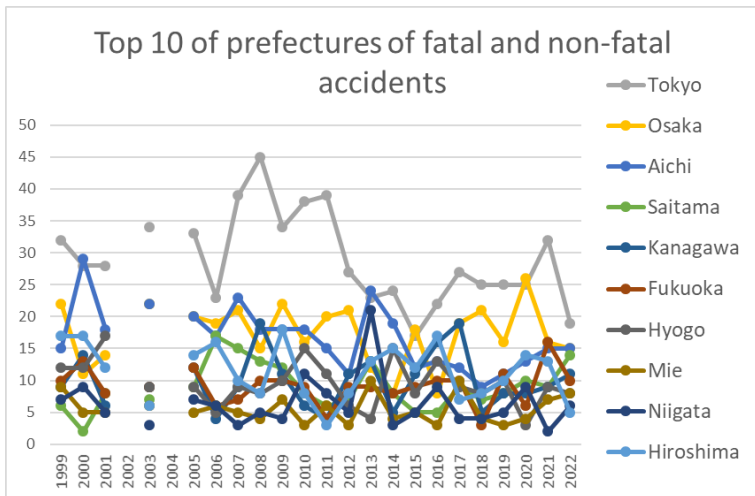
Transition of workers' age groups of fatal and non-fatal accidents in 090101 banking/trust business in Japan (1999-2022)



Transition of workers' number of workplace of fatal and non-fatal accidents in 090101 banking/trust business in Japan (1999-2022)



Transition of Top 6 of occurred months of fatal and non-fatal accidents in 090101 banking/trust business in Japan (1999-2022)



Transition of Top 10 of prefectures of fatal and non-fatal accidents in 090101 banking/trust business in Japan (1999-2022)

Transition of Type of fatal and non-fatal accidents in 090101 banking/trust business in Japan (1999-2022)

| Type of accidents | 1999 | 2000 | 2001 | 2002 | 2003 | 2004 | 2005 | 2006 | 2007 | 2008 | 2009 | 2010 | 2011 | 2012 | 2013 | 2014 | 2015 | 2016 | 2017 | 2018 | 2019 | 2020 | 2021 | 2022 | total | Type of accidents |
|---------------------------|------|------|------|------|------|------|------|------|------|------|------|------|------|------|------|------|------|------|------|------|------|------|------|------|-------|-----------------------|
| falling to same level | 54 | 60 | 50 | 55 | 48 | 59 | 60 | 59 | 76 | 75 | 79 | 61 | 82 | 81 | 79 | 63 | 71 | 77 | 77 | 77 | 74 | 83 | 74 | 71 | 1,645 | falling to same level |
| traffic accident (public) | 150 | 145 | 115 | 119 | 118 | 109 | 109 | 89 | 91 | 94 | 97 | 93 | 99 | 63 | 93 | 79 | 53 | 65 | 59 | 55 | 50 | 55 | 53 | 46 | 2,099 | traffic accident |

| | | | | | | | | | | | | | | | | | | | | | | | | | | | |
|----------------|-----|-----|-----|-----|-----|-----|-----|-----|-----|-----|-----|-----|-----|-----|-----|-----|-----|-----|-----|-----|-----|-----|-----|-----|-------|-------|----------------|
| the foot | | | | | | | | 1 | | | | | | | | | | 1 | | | | | | | | 2 | of the foot |
| explosion | | | | | | | | | | | | | | | | | | | | | | | | | 2 | 2 | explosion |
| electric shock | | | | | | | | | | | | | | | | | | | | | | | | | | | electric shock |
| burst | | | | | | | | | | | | | | | | | | | | | | | | | | | burst |
| fire | | | | | | | | | | | | | | | | | | | | | | | | | | | fire |
| total | 289 | 284 | 242 | 239 | 267 | 263 | 248 | 230 | 265 | 277 | 261 | 238 | 272 | 226 | 264 | 208 | 184 | 210 | 223 | 194 | 198 | 232 | 251 | 184 | 5,749 | total | |

Transition of Causal agents (Large) of fatal and non-fatal accidents in 090101 banking/trust business in Japan (1999-2022)

| Causal (L) agents | 1999 | 2000 | 2001 | 2002 | 2003 | 2004 | 2005 | 2006 | 2007 | 2008 | 2009 | 2010 | 2011 | 2012 | 2013 | 2014 | 2015 | 2016 | 2017 | 2018 | 2019 | 2020 | 2021 | 2022 | total | Causal (L) agents |
|-------------------------------------|------|------|------|------|------|------|------|------|------|------|------|------|------|------|------|------|------|------|------|------|------|------|------|------|-------|-------------------------------------|
| temporary buildings, establishments | 63 | 76 | 56 | 65 | 80 | 83 | 70 | 73 | 101 | 116 | 98 | 78 | 95 | 99 | 85 | 71 | 82 | 86 | 98 | 86 | 94 | 90 | 96 | 80 | 2,021 | temporary buildings, establishments |
| crane, conveying machine | 163 | 158 | 131 | 126 | 125 | 117 | 119 | 103 | 101 | 99 | 105 | 102 | 101 | 65 | 94 | 89 | 55 | 65 | 62 | 57 | 57 | 61 | 56 | 52 | 2,263 | crane, conveying machine |
| other equipment | 30 | 18 | 26 | 16 | 38 | 27 | 28 | 26 | 30 | 30 | 23 | 26 | 33 | 24 | 30 | 22 | 19 | 30 | 28 | 22 | 22 | 27 | 25 | 21 | 621 | other equipment |
| others | 20 | 19 | 13 | 24 | 18 | 22 | 19 | 17 | 19 | 19 | 16 | 19 | 21 | 21 | 34 | 9 | 14 | 17 | 18 | 15 | 15 | 36 | 60 | 14 | 499 | others |
| load | 7 | 4 | 7 | 3 | 2 | 3 | 4 | 5 | 5 | 10 | 14 | 4 | 2 | 8 | 7 | 4 | 7 | 7 | 7 | 3 | 4 | 10 | 5 | 10 | 142 | load |
| environment | 3 | 7 | 4 | 2 | 3 | 5 | 6 | 5 | 7 | 2 | 3 | 6 | 19 | 7 | 8 | 11 | 4 | 3 | 8 | 10 | 3 | 5 | 8 | 6 | 145 | environment |
| machine | 1 | | 2 | 1 | 1 | 4 | 2 | | 1 | | | 2 | | 1 | 1 | 2 | 1 | 1 | | | 1 | 1 | 1 | 1 | 24 | machine |
| substance, material | 2 | 2 | 3 | 2 | | 2 | | 1 | 1 | 1 | 2 | 1 | 1 | 1 | 5 | | 2 | 1 | 2 | 1 | 2 | 2 | | | 34 | substance, material |

| | | | | | | | | | | | | | | | | | | | | | | | | | | |
|-------|-----|-----|-----|-----|-----|-----|-----|-----|-----|-----|-----|-----|-----|-----|-----|-----|-----|-----|-----|-----|-----|-----|-----|-----|-------|-------|
| total | 289 | 284 | 242 | 239 | 267 | 263 | 248 | 230 | 265 | 277 | 261 | 238 | 272 | 226 | 264 | 208 | 184 | 210 | 223 | 194 | 198 | 232 | 251 | 184 | 5,749 | total |
|-------|-----|-----|-----|-----|-----|-----|-----|-----|-----|-----|-----|-----|-----|-----|-----|-----|-----|-----|-----|-----|-----|-----|-----|-----|-------|-------|

Transition of Causal agents (Middle) of fatal and non-fatal accidents in 090101 banking/trust business in Japan (1999-2022)

| Causal (M) agents | 1999 | 2000 | 2001 | 2002 | 2003 | 2004 | 2005 | 2006 | 2007 | 2008 | 2009 | 2010 | 2011 | 2012 | 2013 | 2014 | 2015 | 2016 | 2017 | 2018 | 2019 | 2020 | 2021 | 2022 | total | Causal (M) agents |
|-------------------------------------|------|------|------|------|------|------|------|------|------|------|------|------|------|------|------|------|------|------|------|------|------|------|------|------|-------|-------------------------------------|
| temporary buildings, establishments | 63 | 76 | 56 | 65 | 80 | 83 | 70 | 73 | 101 | 116 | 98 | 78 | 95 | 99 | 85 | 71 | 82 | 86 | 98 | 86 | 94 | 90 | 96 | 80 | 2,021 | temporary buildings, establishments |
| vehicle | 154 | 148 | 122 | 118 | 119 | 109 | 107 | 91 | 97 | 93 | 101 | 99 | 96 | 62 | 87 | 81 | 52 | 64 | 58 | 52 | 54 | 56 | 55 | 47 | 2,122 | vehicle |
| no causal agent | 10 | 11 | 6 | 11 | 11 | 12 | 15 | 10 | 14 | 10 | 11 | 12 | 14 | 15 | 12 | 8 | 12 | 12 | 13 | 8 | 8 | 12 | 21 | 11 | 279 | no causal agent |
| tools | 13 | 9 | 6 | 5 | 17 | 9 | 5 | 9 | 15 | 11 | 9 | 9 | 6 | 9 | 10 | 10 | 12 | 9 | 14 | 7 | 12 | 12 | 10 | 10 | 238 | tools |
| load | 7 | 4 | 7 | 3 | 2 | 3 | 4 | 5 | 5 | 10 | 14 | 4 | 2 | 8 | 7 | 4 | 7 | 7 | 7 | 3 | 4 | 10 | 5 | 10 | 142 | load |
| other equipments, facilities | 6 | 3 | 7 | 6 | 6 | 4 | 6 | 7 | 5 | 9 | 4 | 4 | 7 | 5 | 10 | 1 | 2 | 8 | 6 | 6 | 6 | 5 | 7 | 7 | 137 | other equipments, facilities |
| natural environment | 3 | 7 | 4 | 2 | 3 | 5 | 6 | 5 | 7 | 2 | 3 | 6 | 19 | 7 | 8 | 11 | 4 | 3 | 8 | 10 | 3 | 5 | 8 | 6 | 145 | natural environment |
| human power machine, tools | 8 | 6 | 11 | 5 | 14 | 14 | 16 | 9 | 10 | 8 | 9 | 13 | 18 | 10 | 8 | 8 | 5 | 13 | 7 | 9 | 4 | 9 | 7 | 4 | 225 | human power machine, tools |
| conveying machine | 9 | 10 | 9 | 7 | 6 | 8 | 12 | 12 | 2 | 6 | 3 | 1 | 4 | 2 | 6 | 8 | 3 | 1 | 4 | 4 | 3 | 4 | 1 | 4 | 129 | conveying machine |
| other causal agent | 7 | 8 | 6 | 11 | 6 | 6 | 3 | 6 | 4 | 6 | 5 | 5 | 6 | 3 | 22 | 1 | 2 | 5 | 5 | 7 | 6 | 24 | 39 | 3 | 196 | other causal agent |
| general machine | | | 2 | 1 | 1 | 4 | 2 | | 1 | | | 2 | | 1 | 1 | 2 | 1 | 1 | | | | 1 | 1 | 1 | 22 | general |

| | | | | | | | | | | | | | | | | | | | | | | | | | | |
|-----------------------------------|--|--|---|--|---|--|---|----|---|----|---|---|----|----|---|---|---|---|----|---|---|---|---|---|-----|-----------------------------------|
| buildings, establishments | | | 5 | | 3 | | 5 | 10 | 4 | 8 | 4 | 2 | 4 | 8 | 4 | 1 | 7 | 7 | 12 | 6 | 7 | 7 | 3 | 3 | 110 | buildings, establishments |
| working platform, boot board | | | 1 | | 3 | | 2 | 2 | 4 | 3 | 5 | 3 | 5 | 7 | 5 | 5 | 2 | 5 | 3 | 4 | 4 | 3 | 3 | 3 | 72 | working platform, boot board |
| other vehicles | | | 4 | | 8 | | 7 | 2 | 4 | 2 | 3 | 6 | 5 | 2 | 1 | 1 | 1 | | 1 | 1 | | | 1 | 2 | 51 | other vehicles |
| other general power machines | | | 2 | | 1 | | 1 | | | | | 1 | | 1 | | 2 | | | | | | 1 | 1 | 1 | 11 | other general power machines |
| elevator, lift | | | | | | | | | 2 | | 1 | 1 | 1 | 1 | | | | | | 1 | | 1 | | 1 | 9 | elevator, lift |
| opening | | | 1 | | 1 | | | | | | | 1 | | | 1 | | | | | | | | | 1 | 5 | opening |
| scaffolding | | | | | | | | | | | | | | 1 | 1 | | | | | | | | | 1 | 3 | scaffolding |
| human power cranes | | | | | | | | | | | | | | | | | | | | | | | 1 | 1 | 2 | human power cranes |
| machine/equipment as load | | | | | | | | | | | | | | | 1 | | | | | | | | | 1 | 2 | machine/equipment as load |
| building, establishment | | | 6 | | 7 | | 8 | 6 | 8 | 11 | 5 | 4 | 3 | 11 | 6 | 5 | 7 | 9 | 7 | 5 | 3 | 4 | 5 | | 120 | building, establishment |
| water | | | | | | | | 2 | 2 | | | 1 | 10 | | 1 | | 1 | | 1 | | | | 2 | | 20 | water |
| unclassifiable | | | 1 | | 1 | | 1 | 1 | 1 | 3 | | 2 | 1 | 3 | | | | | | | 1 | | | | 15 | unclassifiable |
| transmission | | | 2 | | | | 1 | 1 | | 2 | | | 2 | | 2 | 1 | | | 1 | | | 1 | 1 | | 14 | transmission |
| hand tool | | | 2 | | 1 | | 1 | 1 | | 1 | 1 | 1 | | | 1 | 1 | | | | | | | | | 10 | hand tool |
| other materials | | | 1 | | | | | | 1 | | | | | 1 | 1 | | 2 | 1 | 1 | 1 | 1 | | | | 10 | other materials |
| forklift | | | | | | | | 3 | 1 | 2 | | | | | | 1 | | | 1 | 1 | | | | | 9 | forklift |
| high/cold temperature environment | | | | | | | | | | | | 1 | | 1 | 2 | | | | | | 2 | | 1 | 2 | 9 | high/cold temperature environment |

| | | | | | | | | | | | | | | | | | | | | | | | | | |
|---|--|--|---|--|--|--|---|---|---|--|---|---|--|---|---|--|--|--|--|--|--|---|---|---|---|
| metal material | | | 2 | | | | | | 1 | | | 1 | | 1 | | | | | | | | | | 5 | metal material |
| other powered conveying machines | | | 1 | | | | 1 | 1 | | | | | | | 1 | | | | | | | | | 4 | other powered conveying machines |
| other hazards, harmful substances | | | | | | | | | | | 1 | | | 1 | | | | | | | | 1 | | 4 | other hazards, harmful substances |
| natural ground, rock | | | | | | | | | | | | 1 | | | 1 | | | | | | | 1 | 1 | 4 | natural ground, rock |
| food manufacturing machine | | | | | | | 1 | | 1 | | | | | 1 | | | | | | | | | | 3 | food manufacturing machine |
| other electrical equipment | | | | | | | | | | | 1 | | | | 1 | | | | | | | | | 3 | other electrical equipment |
| roof, beam, haze, crossbeam, principal rafter | | | 1 | | | | | | | | | | | | | | | | | | | | | 3 | roof, beam, haze, crossbeam, principal rafter |
| inflammable gas | | | | | | | | | | | | | | 1 | | | | | | | | | 2 | 3 | inflammable gas |
| printing machine | | | | | | | | | | | 1 | | | | | | | | | | | | | 2 | printing machine |
| conveyor | | | 1 | | | | | | | | | | | | | | | | | | | | 1 | 2 | conveyor |
| railway vehicle | | | | | | | | | | | | | | | 1 | | | | | | | | 1 | 2 | railway vehicle |
| human power machine | | | | | | | | | | | | | | 1 | 1 | | | | | | | | | 2 | human power machine |
| stone, sand, substance | | | | | | | | | | | | | | | | | | | | | | | | 2 | stone, sand, substance |
| other woodworking machines | | | | | | | | | | | | | | | | | | | | | | | | 1 | other woodworking machines |
| mixer, grinder | | | | | | | | | | | | | | | | | | | | | | | | 1 | mixer, grinder |

| | | | | | | | | | | | | | | | | | | | | | | | | | | |
|-------|-----|-----|-----|-----|-----|-----|-----|-----|-----|-----|-----|-----|-----|-----|-----|-----|-----|-----|-----|-----|-----|-----|-----|-----|-------|-------|
| total | 289 | 284 | 242 | 239 | 267 | 263 | 248 | 230 | 265 | 277 | 261 | 238 | 272 | 226 | 264 | 208 | 184 | 210 | 223 | 194 | 198 | 232 | 251 | 184 | 5,749 | total |
|-------|-----|-----|-----|-----|-----|-----|-----|-----|-----|-----|-----|-----|-----|-----|-----|-----|-----|-----|-----|-----|-----|-----|-----|-----|-------|-------|

Transition of workers' age groups of fatal and non-fatal accidents in 090101 banking/trust business in Japan (1999-2022)

| Age | 1999 | 2000 | 2001 | 2002 | 2003 | 2004 | 2005 | 2006 | 2007 | 2008 | 2009 | 2010 | 2011 | 2012 | 2013 | 2014 | 2015 | 2016 | 2017 | 2018 | 2019 | 2020 | 2021 | 2022 | total | Age |
|----------------------|------|------|------|------|------|------|------|------|------|------|------|------|------|------|------|------|------|------|------|------|------|------|------|------|-------|----------------------|
| 50-59 | 61 | 47 | 40 | 54 | 44 | 55 | 61 | 50 | 78 | 70 | 65 | 70 | 75 | 82 | 69 | 72 | 75 | 80 | 93 | 71 | 81 | 84 | 92 | 68 | 1,637 | 50-59 |
| 60 years old or more | 13 | 7 | 7 | 13 | 8 | 8 | 6 | 7 | 8 | 17 | 15 | 11 | 23 | 14 | 23 | 11 | 15 | 20 | 23 | 23 | 25 | 38 | 38 | 41 | 414 | 60 years old or more |
| 20-29 | 85 | 96 | 78 | 58 | 65 | 53 | 48 | 50 | 49 | 49 | 55 | 57 | 56 | 40 | 63 | 45 | 35 | 47 | 39 | 41 | 36 | 50 | 52 | 28 | 1,275 | 20-29 |
| 40-49 | 58 | 65 | 61 | 55 | 68 | 75 | 51 | 67 | 78 | 87 | 76 | 54 | 70 | 64 | 70 | 42 | 43 | 42 | 41 | 37 | 37 | 39 | 44 | 26 | 1,350 | 40-49 |
| 30-39 | 72 | 68 | 56 | 59 | 81 | 72 | 80 | 54 | 52 | 54 | 47 | 45 | 47 | 25 | 38 | 38 | 16 | 21 | 26 | 21 | 18 | 21 | 21 | 20 | 1,052 | 30-39 |
| 19 years old or less | | 1 | | | 1 | | 2 | 2 | | | 3 | 1 | 1 | 1 | 1 | | | | 1 | 1 | 1 | | 4 | 1 | 21 | 19 years old or less |
| total | 289 | 284 | 242 | 239 | 267 | 263 | 248 | 230 | 265 | 277 | 261 | 238 | 272 | 226 | 264 | 208 | 184 | 210 | 223 | 194 | 198 | 232 | 251 | 184 | 5,749 | total |

Transition of workers' number of workplace of fatal and non-fatal accidents in 090101 banking/trust business in Japan (1999-2022)

| Workers scale | 1999 | 2000 | 2001 | 2002 | 2003 | 2004 | 2005 | 2006 | 2007 | 2008 | 2009 | 2010 | 2011 | 2012 | 2013 | 2014 | 2015 | 2016 | 2017 | 2018 | 2019 | 2020 | 2021 | 2022 | total | Workers scale |
|---------------------|------|------|------|------|------|------|------|------|------|------|------|------|------|------|------|------|------|------|------|------|------|------|------|------|-------|---------------------|
| 10-29 | 145 | 147 | 118 | 111 | 118 | 107 | 122 | 105 | 100 | 104 | 108 | 100 | 119 | 91 | 114 | 102 | 77 | 102 | 79 | 79 | 81 | 101 | 99 | 69 | 2,498 | 10-29 |
| 300 workers or more | 32 | 19 | 26 | 23 | 26 | 25 | 27 | 23 | 34 | 33 | 37 | 20 | 34 | 28 | 28 | 23 | 21 | 18 | 31 | 29 | 26 | 36 | 32 | 29 | 660 | 300 workers or more |
| 30-49 | 39 | 38 | 26 | 37 | 40 | 35 | 39 | 28 | 46 | 44 | 38 | 39 | 51 | 30 | 45 | 30 | 31 | 33 | 34 | 30 | 32 | 28 | 41 | 28 | 862 | 30-49 |
| 50-99 | 23 | 21 | 26 | 25 | 33 | 36 | 17 | 32 | 37 | 37 | 33 | 25 | 32 | 24 | 30 | 18 | 24 | 20 | 22 | 22 | 26 | 22 | 34 | 20 | 639 | 50-99 |
| 100-299 | 19 | 29 | 12 | 20 | 21 | 28 | 20 | 17 | 25 | 24 | 24 | 30 | 14 | 20 | 18 | 17 | 23 | 21 | 39 | 15 | 17 | 22 | 27 | 20 | 522 | 100-299 |
| 9 workers or less | 31 | 30 | 34 | 23 | 29 | 32 | 23 | 25 | 23 | 35 | 21 | 24 | 22 | 33 | 29 | 18 | 8 | 16 | 18 | 19 | 16 | 23 | 18 | 18 | 568 | 9 workers or less |
| total | 289 | 284 | 242 | 239 | 267 | 263 | 248 | 230 | 265 | 277 | 261 | 238 | 272 | 226 | 264 | 208 | 184 | 210 | 223 | 194 | 198 | 232 | 251 | 184 | 5,749 | total |

Transition of occurred months of fatal and non-fatal accidents in 090101 banking/trust business in Japan (1999-2022)

| Month | 1999 | 2000 | 2001 | 2002 | 2003 | 2004 | 2005 | 2006 | 2007 | 2008 | 2009 | 2010 | 2011 | 2012 | 2013 | 2014 | 2015 | 2016 | 2017 | 2018 | 2019 | 2020 | 2021 | 2022 | total | Month |
|-----------|------|------|------|------|------|------|------|------|------|------|------|------|------|------|------|------|------|------|------|------|------|------|------|------|-------|-----------|
| December | 27 | 26 | 21 | 18 | 23 | 14 | 14 | 16 | 24 | 17 | 23 | 25 | 13 | 20 | 19 | 11 | 14 | 15 | 9 | 16 | 19 | 35 | 21 | 20 | 460 | December |
| July | 24 | 23 | 22 | 25 | 20 | 25 | 15 | 25 | 28 | 38 | 20 | 18 | 26 | 15 | 19 | 14 | 13 | 17 | 16 | 17 | 27 | 27 | 20 | 19 | 513 | July |
| February | 22 | 28 | 23 | 26 | 22 | 31 | 25 | 17 | 13 | 31 | 18 | 22 | 28 | 27 | 26 | 27 | 24 | 19 | 18 | 14 | 14 | 19 | 26 | 18 | 538 | February |
| April | 18 | 20 | 14 | 25 | 24 | 28 | 19 | 22 | 29 | 23 | 27 | 19 | 24 | 17 | 16 | 20 | 13 | 15 | 14 | 14 | 9 | 13 | 13 | 18 | 454 | April |
| May | 24 | 23 | 19 | 22 | 27 | 19 | 26 | 21 | 23 | 17 | 20 | 21 | 24 | 18 | 31 | 18 | 12 | 23 | 15 | 17 | 14 | 19 | 30 | 17 | 500 | May |
| October | 19 | 24 | 16 | 21 | 31 | 21 | 14 | 20 | 20 | 22 | 26 | 24 | 24 | 19 | 24 | 15 | 8 | 20 | 24 | 17 | 14 | 18 | 20 | 17 | 478 | October |
| September | 21 | 14 | 18 | 15 | 17 | 21 | 31 | 21 | 14 | 18 | 21 | 15 | 18 | 15 | 16 | 18 | 10 | 14 | 19 | 19 | 21 | 21 | 18 | 15 | 430 | September |
| March | 27 | 29 | 18 | 19 | 17 | 22 | 26 | 15 | 16 | 29 | 16 | 19 | 28 | 19 | 16 | 19 | 21 | 9 | 17 | 11 | 13 | 17 | 14 | 14 | 451 | March |
| June | 29 | 25 | 38 | 19 | 26 | 21 | 22 | 24 | 24 | 19 | 29 | 21 | 15 | 17 | 28 | 13 | 15 | 15 | 26 | 18 | 12 | 20 | 17 | 13 | 506 | June |
| January | 22 | 24 | 22 | 13 | 16 | 25 | 18 | 12 | 20 | 30 | 24 | 19 | 27 | 24 | 30 | 19 | 19 | 24 | 29 | 22 | 20 | 18 | 34 | 12 | 523 | January |
| August | 32 | 27 | 18 | 22 | 21 | 18 | 17 | 21 | 22 | 17 | 20 | 16 | 23 | 13 | 21 | 11 | 20 | 23 | 19 | 15 | 16 | 14 | 24 | 11 | 461 | August |
| November | 24 | 21 | 13 | 14 | 23 | 18 | 21 | 16 | 32 | 16 | 17 | 19 | 22 | 22 | 18 | 23 | 15 | 16 | 17 | 14 | 19 | 11 | 14 | 10 | 435 | November |
| total | 289 | 284 | 242 | 239 | 267 | 263 | 248 | 230 | 265 | 277 | 261 | 238 | 272 | 226 | 264 | 208 | 184 | 210 | 223 | 194 | 198 | 232 | 251 | 184 | 5,749 | total |

Transition of prefectures of fatal and non-fatal accidents in 090101 banking/trust business in Japan (1999-2022)

| Prefecture | 1999 | 2000 | 2001 | 2002 | 2003 | 2004 | 2005 | 2006 | 2007 | 2008 | 2009 | 2010 | 2011 | 2012 | 2013 | 2014 | 2015 | 2016 | 2017 | 2018 | 2019 | 2020 | 2021 | 2022 | total | Prefecture |
|------------|------|------|------|------|------|------|------|------|------|------|------|------|------|------|------|------|------|------|------|------|------|------|------|------|-------|------------|
| Tokyo | 32 | 28 | 28 | | 34 | | 33 | 23 | 39 | 45 | 34 | 38 | 39 | 27 | 23 | 24 | 17 | 22 | 27 | 25 | 25 | 25 | 32 | 19 | 639 | Tokyo |
| Osaka | 22 | 11 | 14 | | 22 | | 20 | 19 | 21 | 15 | 22 | 16 | 20 | 21 | 12 | 8 | 18 | 8 | 19 | 21 | 16 | 26 | 16 | 15 | 382 | Osaka |
| Aichi | 15 | 29 | 18 | | 22 | | 20 | 17 | 23 | 18 | 18 | 18 | 15 | 11 | 24 | 19 | 12 | 13 | 12 | 9 | 11 | 13 | 15 | 15 | 367 | Aichi |
| Saitama | 6 | 2 | 8 | | 7 | | 9 | 17 | 15 | 13 | 12 | 8 | 6 | 7 | 13 | 8 | 5 | 5 | 9 | 7 | 8 | 10 | 9 | 14 | 198 | Saitama |
| Kanagawa | 9 | 14 | 6 | | 9 | | 12 | 4 | 9 | 19 | 11 | 6 | 4 | 11 | 13 | 5 | 11 | 16 | 19 | 5 | 8 | 8 | 9 | 11 | 219 | Kanagawa |
| Fukuoka | 10 | 13 | 8 | | 9 | | 12 | 6 | 7 | 10 | 10 | 9 | 4 | 9 | 9 | 8 | 9 | 10 | 10 | 3 | 11 | 6 | 16 | 10 | 199 | Fukuoka |

| | | | | | | | | | | | | | | | | | | | | | | | | | | |
|-----------|-----|-----|-----|-----|-----|-----|-----|-----|-----|-----|-----|-----|-----|-----|-----|-----|-----|-----|-----|-----|-----|-----|-----|-------|-------|-----------|
| Akita | | 3 | 2 | | 1 | | 2 | | 1 | 1 | | | 1 | 1 | 1 | 1 | 1 | 2 | 2 | 2 | 1 | 2 | 25 | Akita | | |
| Okayama | 6 | 4 | 8 | | 6 | | 7 | 4 | 4 | 6 | 3 | 1 | 5 | 3 | 5 | 7 | 3 | 5 | 1 | 4 | 1 | | 7 | 1 | 91 | Okayama |
| Kumamoto | 9 | 5 | 4 | | 5 | | 1 | 1 | | 6 | 1 | 2 | 4 | 5 | 1 | | 1 | 3 | 4 | 4 | 6 | 3 | 4 | 1 | 70 | Kumamoto |
| Ishikawa | | 3 | 2 | | 5 | | | 5 | 4 | 5 | 2 | 4 | 6 | 5 | 2 | 1 | 3 | 4 | 1 | | 4 | 6 | 2 | 1 | 65 | Ishikawa |
| Kagoshima | 3 | 4 | 5 | | 4 | | 4 | 3 | | 1 | | 2 | 1 | 2 | 4 | 3 | 2 | 1 | 2 | 1 | 2 | 2 | 3 | 1 | 50 | Kagoshima |
| Shimane | 4 | 3 | 2 | | 4 | | 1 | 1 | | 1 | 1 | 1 | 1 | 2 | 1 | 1 | 1 | 4 | 1 | 2 | 1 | 1 | 8 | 1 | 42 | Shimane |
| Tokushima | 9 | 3 | 6 | | 1 | | 1 | | 3 | | | 2 | 2 | | 3 | 2 | | | 1 | 1 | | 1 | | 1 | 36 | Tokushima |
| Miyazaki | 1 | 2 | 1 | | 1 | | 1 | 1 | 1 | 1 | 1 | 1 | | 1 | 2 | 1 | 1 | 1 | | 2 | 2 | 6 | 5 | 1 | 33 | Miyazaki |
| Wakayama | 1 | 3 | 2 | | 3 | | 1 | 2 | 1 | | 2 | 3 | 1 | 1 | 1 | 1 | | 1 | | | 2 | 3 | 1 | 1 | 30 | Wakayama |
| Nagasaki | 1 | 1 | | | | | 1 | | 1 | 1 | 4 | 1 | 2 | 2 | 2 | 1 | 1 | | | | 2 | 1 | 1 | 1 | 23 | Nagasaki |
| Tottori | 1 | 2 | | | | | 1 | 1 | 2 | 2 | | 2 | | 1 | 3 | | | 1 | 1 | | | 1 | 1 | 1 | 20 | Tottori |
| Nagano | 3 | 2 | 5 | | 1 | | 5 | 7 | 11 | 2 | 4 | | 4 | 1 | 6 | 2 | 5 | 2 | 4 | 4 | 2 | 5 | 5 | | 80 | Nagano |
| Tochigi | 6 | 3 | 3 | | 1 | | | 4 | 4 | 5 | 3 | 8 | 2 | 6 | 2 | 2 | 1 | | | 3 | | 7 | 1 | | 61 | Tochigi |
| Toyama | 1 | | 1 | | 4 | | 1 | 2 | | 4 | 5 | 3 | 4 | 6 | 5 | | 1 | 3 | 1 | 5 | 4 | 4 | | | 54 | Toyama |
| Saga | 3 | 1 | 2 | | 9 | | 1 | | 1 | 2 | 1 | 1 | 1 | 1 | 2 | 2 | 1 | | | 3 | 1 | 2 | 2 | | 36 | Saga |
| Iwate | 1 | 6 | 4 | | 2 | | 1 | 3 | 1 | 1 | 1 | | 2 | 1 | 1 | 2 | 1 | | 1 | 1 | 1 | 1 | 3 | | 34 | Iwate |
| Kochi | 2 | 3 | 1 | | | | | 1 | | | 1 | 1 | 4 | 4 | 1 | 2 | | | 1 | | | 3 | | | 24 | Kochi |
| Okinawa | 1 | | | | 2 | | | | | 1 | 1 | 1 | | 1 | | 2 | 1 | 1 | 2 | | | | | | 13 | Okinawa |
| total | 289 | 284 | 242 | 239 | 267 | 263 | 248 | 230 | 265 | 277 | 261 | 238 | 272 | 226 | 264 | 208 | 184 | 210 | 223 | 194 | 198 | 232 | 251 | 184 | 5,749 | total |

Data Source : <https://anzeninfo.mhlw.go.jp/user/anzen/tok/anst00.html> MHLW, Jaan

Return to https://www.jisha.or.jp/english/statistics/202312_05.html