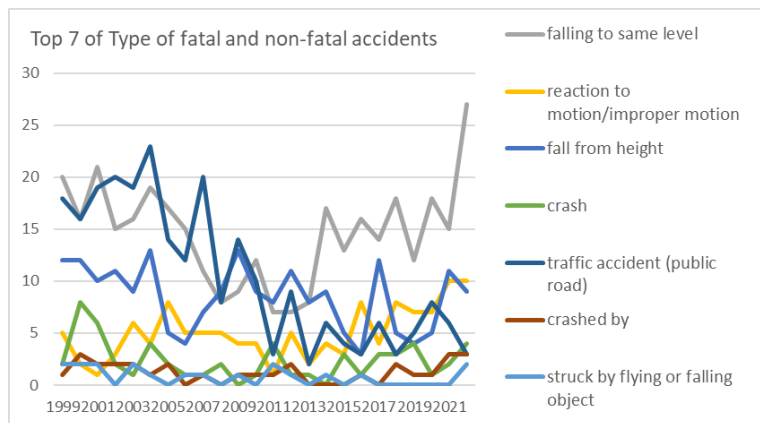
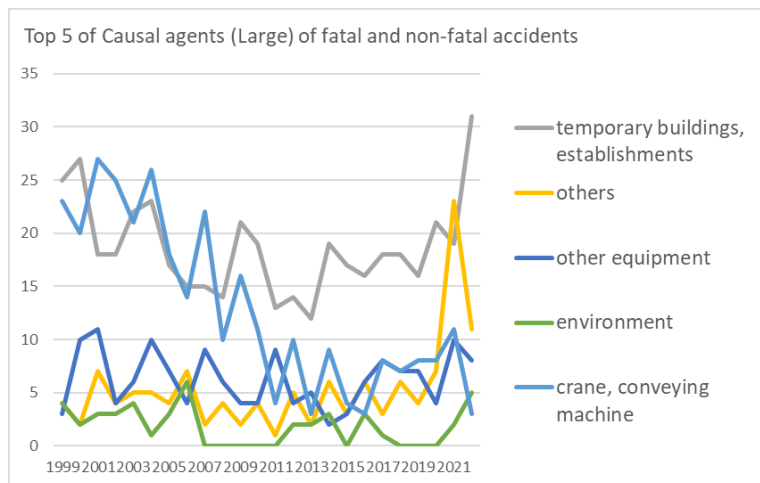


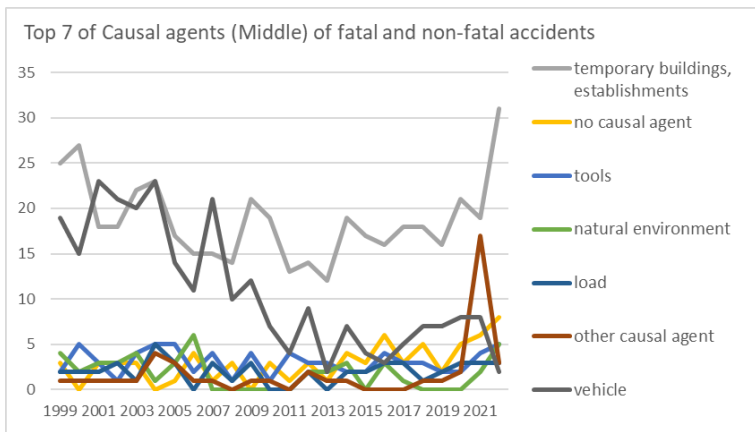
Transition of fatal and non-fatal accidents in 090109 other financial business in Japan (1999-2022)



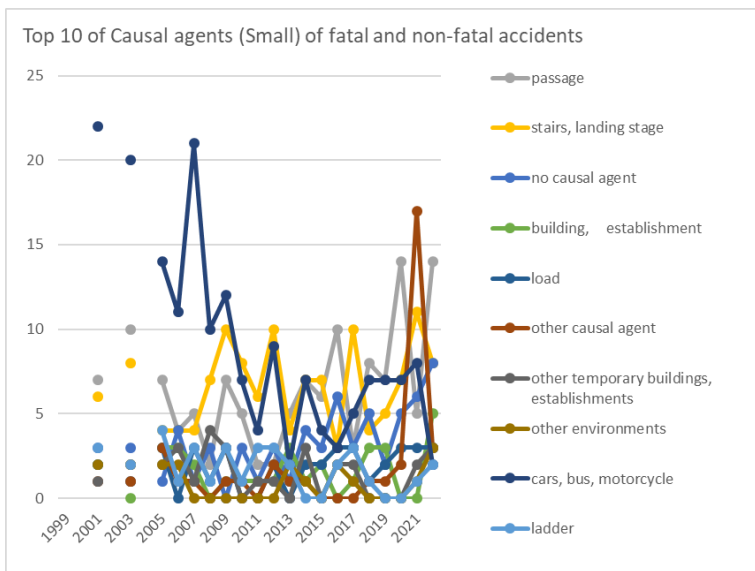
Transition of Top 7 of Type of fatal and non-fatal accidents in 090109 other financial business in Japan (1999-2022)



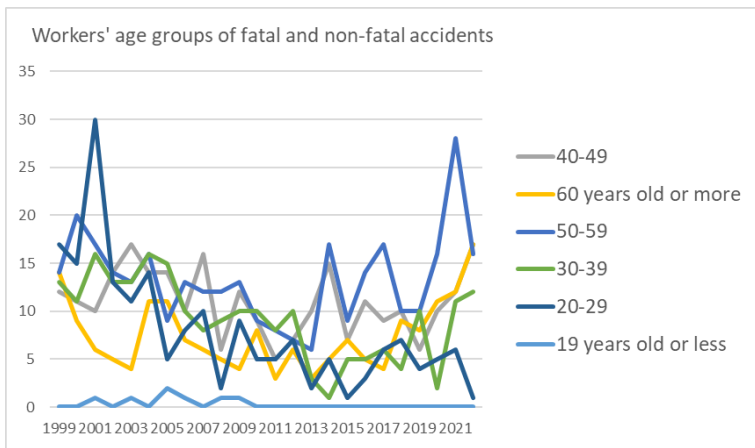
Transition of Top 5 of Causal agents (Large) of fatal and non-fatal accidents in 090109 other financial business in Japan (1999-2022)



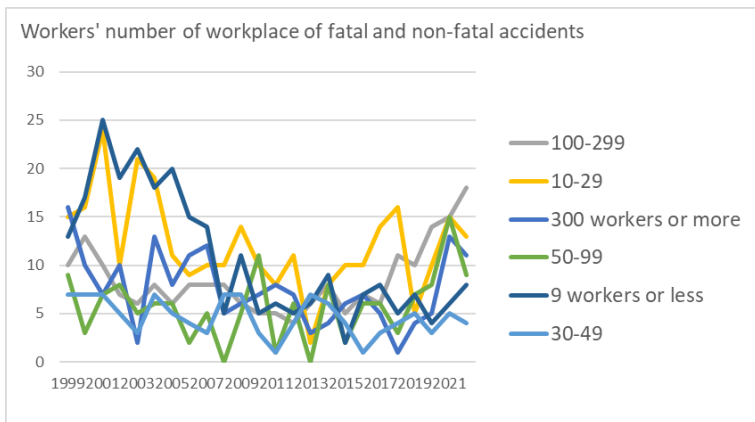
Transition of Top 7 of Causal agents (Middle) of fatal and non-fatal accidents in 090109 other financial business in Japan (1999-2022)



Transition of Top 10 of Causal agents (Small) of fatal and non-fatal accidents in 090109 other financial business in Japan (1999-2022)



Transition of workers' age groups of fatal and non-fatal accidents in 090109 other financial business in Japan (1999-2022)



Transition of workers' number of workplace of fatal and non-fatal accidents in 090109 other financial business in Japan (1999-2022)



|                                    |    |    |    |    |    |    |    |    |    |   |    |    |   |    |   |   |   |   |    |   |   |   |    |    |     |                                    |
|------------------------------------|----|----|----|----|----|----|----|----|----|---|----|----|---|----|---|---|---|---|----|---|---|---|----|----|-----|------------------------------------|
| motion/improper motion             | 5  | 2  | 1  | 3  | 6  | 4  | 8  | 5  | 5  | 5 | 4  | 4  | 1 | 5  | 2 | 4 | 3 | 8 | 4  | 8 | 7 | 7 | 10 | 10 | 121 | motion/improper motion             |
| fall from height                   | 12 | 12 | 10 | 11 | 9  | 13 | 5  | 4  | 7  | 9 | 13 | 9  | 8 | 11 | 8 | 9 | 5 | 3 | 12 | 5 | 4 | 5 | 11 | 9  | 204 | fall from height                   |
| crash                              | 2  | 8  | 6  | 2  | 1  | 4  | 2  | 1  | 1  | 2 |    | 1  | 4 | 1  | 1 |   | 3 | 1 | 3  | 3 | 4 | 1 | 2  | 4  | 57  | crash                              |
| traffic accident (public road)     | 18 | 16 | 19 | 20 | 19 | 23 | 14 | 12 | 20 | 8 | 14 | 10 | 3 | 9  | 2 | 6 | 4 | 3 | 6  | 3 | 5 | 8 | 6  | 3  | 251 | traffic accident (public road)     |
| crashed by                         | 1  | 3  | 2  | 2  | 2  | 1  | 2  |    | 1  |   | 1  | 1  | 1 | 2  |   |   |   | 1 |    | 2 | 1 | 1 | 3  | 3  | 30  | crashed by                         |
| struck by flying or falling object | 2  | 2  | 2  |    | 2  | 1  |    | 1  | 1  |   | 1  |    | 2 | 1  |   | 1 |   | 1 |    |   |   |   |    | 2  | 19  | struck by flying or falling object |
| collapse                           |    | 1  |    |    |    | 1  |    |    | 1  |   |    |    |   |    | 1 |   |   | 2 |    |   | 1 | 1 | 2  | 2  | 12  | collapse                           |
| contact to high/low-temperature    |    |    | 1  | 2  | 1  |    |    |    | 1  |   |    |    |   | 1  |   | 1 |   |   |    |   |   |   | 1  | 2  | 10  | contact to high/low-temperature    |
| others                             |    | 1  | 1  |    |    | 1  | 2  | 1  | 1  |   |    |    | 1 |    | 1 | 2 |   |   |    |   | 1 | 1 | 17 | 1  | 31  | others                             |
| caught in/between                  | 6  | 3  | 3  | 1  | 1  | 2  | 4  | 5  | 2  | 2 | 4  | 1  | 2 |    |   | 1 |   | 2 | 2  | 1 | 2 |   | 1  |    | 45  | caught in/between                  |
| cut                                | 3  | 1  | 1  | 2  | 2  | 2  | 2  | 1  | 1  |   | 1  | 2  |   |    | 1 | 2 |   | 1 | 1  |   |   | 1 | 1  |    | 25  | cut                                |
| unclassifiable                     |    | 1  | 4  | 1  |    |    |    | 3  |    | 1 | 1  |    |   |    |   |   | 1 |   |    |   | 1 | 1 |    |    | 14  | unclassifiable                     |
| fire                               |    |    | 9  |    |    |    |    |    |    |   |    |    |   |    |   |   |   |   |    |   |   |   |    |    | 9   | fire                               |
| explosion                          |    |    |    |    |    |    |    |    |    |   |    | 1  | 1 |    |   |   |   |   |    |   |   |   |    |    | 2   | explosion                          |
| contact to harmful substance       | 1  |    |    |    |    |    |    |    |    |   |    |    |   |    |   |   |   |   |    |   |   |   |    |    | 1   | contact to harmful substance       |
| traffic accident (others)          |    |    |    |    |    |    |    | 1  |    |   |    |    |   |    |   |   |   |   |    |   |   |   |    |    | 1   | traffic accident (others)          |

|                                |    |    |    |    |    |    |    |    |    |    |    |    |    |    |    |    |    |    |    |    |    |    |    |    |       |                                |                |
|--------------------------------|----|----|----|----|----|----|----|----|----|----|----|----|----|----|----|----|----|----|----|----|----|----|----|----|-------|--------------------------------|----------------|
| injury to the sole of the foot |    |    |    |    |    |    |    |    |    |    |    |    |    |    |    |    |    |    |    |    |    |    |    |    |       | injury to the sole of the foot |                |
| drown                          |    |    |    |    |    |    |    |    |    |    |    |    |    |    |    |    |    |    |    |    |    |    |    |    |       |                                | drown          |
| electric shock                 |    |    |    |    |    |    |    |    |    |    |    |    |    |    |    |    |    |    |    |    |    |    |    |    |       |                                | electric shock |
| burst                          |    |    |    |    |    |    |    |    |    |    |    |    |    |    |    |    |    |    |    |    |    |    |    |    |       |                                | burst          |
| total                          | 70 | 66 | 80 | 59 | 59 | 71 | 56 | 49 | 52 | 35 | 49 | 41 | 29 | 37 | 24 | 43 | 29 | 38 | 42 | 40 | 38 | 44 | 69 | 63 | 1,183 | total                          |                |

Transition of Causal agents (Large) of fatal and non-fatal accidents in 090109 other financial business in Japan (1999-2022)

| Causal (L) agents                   | 1999 | 2000 | 2001 | 2002 | 2003 | 2004 | 2005 | 2006 | 2007 | 2008 | 2009 | 2010 | 2011 | 2012 | 2013 | 2014 | 2015 | 2016 | 2017 | 2018 | 2019 | 2020 | 2021 | 2022 | total | Causal (L) agents                   |
|-------------------------------------|------|------|------|------|------|------|------|------|------|------|------|------|------|------|------|------|------|------|------|------|------|------|------|------|-------|-------------------------------------|
| temporary buildings, establishments | 25   | 27   | 18   | 18   | 22   | 23   | 17   | 15   | 15   | 14   | 21   | 19   | 13   | 14   | 12   | 19   | 17   | 16   | 18   | 18   | 16   | 21   | 19   | 31   | 448   | temporary buildings, establishments |
| others                              | 4    | 2    | 7    | 4    | 5    | 5    | 4    | 7    | 2    | 4    | 2    | 4    | 1    | 5    | 2    | 6    | 3    | 6    | 3    | 6    | 4    | 7    | 23   | 11   | 127   | others                              |
| other equipment                     | 3    | 10   | 11   | 4    | 6    | 10   | 7    | 4    | 9    | 6    | 4    | 4    | 9    | 4    | 5    | 2    | 3    | 6    | 8    | 7    | 7    | 4    | 10   | 8    | 151   | other equipment                     |
| environment                         | 4    | 2    | 3    | 3    | 4    | 1    | 3    | 6    |      |      |      |      |      | 2    | 2    | 3    |      | 3    | 1    |      |      |      | 2    | 5    | 44    | environment                         |
| crane, conveying machine            | 23   | 20   | 27   | 25   | 21   | 26   | 18   | 14   | 22   | 10   | 16   | 11   | 4    | 10   | 3    | 9    | 4    | 3    | 8    | 7    | 8    | 8    | 11   | 3    | 311   | crane, conveying machine            |
| load                                | 2    | 2    | 2    | 3    | 1    | 5    | 3    |      | 3    | 1    | 3    |      |      | 2    |      | 2    | 2    | 3    | 3    | 1    | 2    | 3    | 3    | 3    | 49    | load                                |
| substance, material                 | 3    | 2    | 9    | 2    |      |      | 2    | 1    | 1    |      | 1    | 3    | 2    |      |      |      |      |      |      |      |      | 1    | 1    | 1    | 29    | substance, material                 |
| machine                             | 6    | 1    | 3    |      |      | 1    | 2    | 2    |      |      | 2    |      |      |      |      | 2    |      | 1    | 1    | 1    | 1    |      |      | 1    | 24    | machine                             |
| total                               | 70   | 66   | 80   | 59   | 59   | 71   | 56   | 49   | 52   | 35   | 49   | 41   | 29   | 37   | 24   | 43   | 29   | 38   | 42   | 40   | 38   | 44   | 69   | 63   | 1,183 | total                               |

Transition of Causal agents (Middle) of fatal and non-fatal accidents in 090109 other financial business in Japan (1999-2022)

| Causal (M) agents                   | 1999 | 2000 | 2001 | 2002 | 2003 | 2004 | 2005 | 2006 | 2007 | 2008 | 2009 | 2010 | 2011 | 2012 | 2013 | 2014 | 2015 | 2016 | 2017 | 2018 | 2019 | 2020 | 2021 | 2022 | total | Causal (M) agents                   |
|-------------------------------------|------|------|------|------|------|------|------|------|------|------|------|------|------|------|------|------|------|------|------|------|------|------|------|------|-------|-------------------------------------|
| temporary buildings, establishments | 25   | 27   | 18   | 18   | 22   | 23   | 17   | 15   | 15   | 14   | 21   | 19   | 13   | 14   | 12   | 19   | 17   | 16   | 18   | 18   | 16   | 21   | 19   | 31   | 448   | temporary buildings, establishments |
| no causal agent                     | 3    |      | 3    | 3    | 3    |      | 1    | 4    | 1    | 3    |      | 3    | 1    | 3    | 1    | 4    | 3    | 6    | 3    | 5    | 2    | 5    | 6    | 8    | 71    | no causal agent                     |
| tools                               | 2    | 5    | 3    | 1    | 4    | 5    | 5    | 2    | 4    | 1    | 4    | 1    | 4    | 3    | 3    | 2    | 2    | 4    | 3    | 3    | 2    | 2    | 4    | 5    | 74    | tools                               |
| natural environment                 | 4    | 2    | 3    | 3    | 4    | 1    | 3    | 6    |      |      |      |      |      | 2    | 2    | 3    |      | 3    | 1    |      |      |      | 2    | 5    | 44    | natural environment                 |
| load                                | 2    | 2    | 2    | 3    | 1    | 5    | 3    |      | 3    | 1    | 3    |      |      | 2    |      | 2    | 2    | 3    | 3    | 1    | 2    | 3    | 3    | 3    | 49    | load                                |
| other causal agent                  | 1    | 1    | 1    | 1    | 1    | 4    | 3    | 1    | 1    |      | 1    | 1    |      | 2    | 1    | 1    |      |      |      | 1    | 1    | 2    | 17   | 3    | 44    | other causal agent                  |
| vehicle                             | 19   | 15   | 23   | 21   | 20   | 23   | 14   | 11   | 21   | 10   | 12   | 7    | 4    | 9    | 2    | 7    | 4    | 3    | 5    | 7    | 7    | 8    | 8    | 2    | 262   | vehicle                             |
| other equipments, facilities        |      | 2    | 5    | 3    | 1    | 3    | 1    | 1    | 3    | 2    |      | 1    | 2    | 1    | 1    |      | 1    |      | 3    | 1    | 4    | 2    | 3    | 2    | 42    | other equipments, facilities        |
| conveying machine                   | 4    | 5    | 4    | 4    | 1    | 3    | 4    | 2    | 1    |      | 4    | 4    |      | 1    | 1    | 2    |      |      | 3    |      | 1    |      | 3    | 1    | 48    | conveying machine                   |
| human power machine, tools          | 1    | 3    | 1    |      | 1    | 2    | 1    | 1    | 2    | 2    |      | 2    | 3    |      | 1    |      |      | 2    | 2    | 3    | 1    |      | 2    | 1    | 31    | human power machine, tools          |
| general machine                     | 6    | 1    | 3    |      |      | 1    | 1    | 2    |      |      | 2    |      |      |      |      | 1    |      |      | 1    | 1    | 1    |      |      | 1    | 21    | general machine                     |



















|       |    |    |    |    |    |    |    |    |    |    |    |    |    |    |    |    |    |    |    |    |    |    |    |    |       |       |
|-------|----|----|----|----|----|----|----|----|----|----|----|----|----|----|----|----|----|----|----|----|----|----|----|----|-------|-------|
| total | 70 | 66 | 80 | 59 | 59 | 71 | 56 | 49 | 52 | 35 | 49 | 41 | 29 | 37 | 24 | 43 | 29 | 38 | 42 | 40 | 38 | 44 | 69 | 63 | 1,183 | total |
|-------|----|----|----|----|----|----|----|----|----|----|----|----|----|----|----|----|----|----|----|----|----|----|----|----|-------|-------|

Transition of workers' age groups of fatal and non-fatal accidents in 090109 other financial business in Japan (1999-2022)

| Age                  | 1999 | 2000 | 2001 | 2002 | 2003 | 2004 | 2005 | 2006 | 2007 | 2008 | 2009 | 2010 | 2011 | 2012 | 2013 | 2014 | 2015 | 2016 | 2017 | 2018 | 2019 | 2020 | 2021 | 2022 | total | Age                  |
|----------------------|------|------|------|------|------|------|------|------|------|------|------|------|------|------|------|------|------|------|------|------|------|------|------|------|-------|----------------------|
| 40-49                | 12   | 11   | 10   | 14   | 17   | 14   | 14   | 10   | 16   | 6    | 12   | 9    | 5    | 7    | 10   | 15   | 7    | 11   | 9    | 10   | 6    | 10   | 12   | 17   | 264   | 40-49                |
| 60 years old or more | 14   | 9    | 6    | 5    | 4    | 11   | 11   | 7    | 6    | 5    | 4    | 8    | 3    | 6    | 3    | 5    | 7    | 5    | 4    | 9    | 8    | 11   | 12   | 17   | 180   | 60 years old or more |
| 50-59                | 14   | 20   | 17   | 14   | 13   | 16   | 9    | 13   | 12   | 12   | 13   | 9    | 8    | 7    | 6    | 17   | 9    | 14   | 17   | 10   | 10   | 16   | 28   | 16   | 320   | 50-59                |
| 30-39                | 13   | 11   | 16   | 13   | 13   | 16   | 15   | 10   | 8    | 9    | 10   | 10   | 8    | 10   | 3    | 1    | 5    | 5    | 6    | 4    | 10   | 2    | 11   | 12   | 221   | 30-39                |
| 20-29                | 17   | 15   | 30   | 13   | 11   | 14   | 5    | 8    | 10   | 2    | 9    | 5    | 5    | 7    | 2    | 5    | 1    | 3    | 6    | 7    | 4    | 5    | 6    | 1    | 191   | 20-29                |
| 19 years old or less |      |      | 1    |      | 1    |      | 2    | 1    |      | 1    | 1    |      |      |      |      |      |      |      |      |      |      |      |      |      | 7     | 19 years old or less |
| total                | 70   | 66   | 80   | 59   | 59   | 71   | 56   | 49   | 52   | 35   | 49   | 41   | 29   | 37   | 24   | 43   | 29   | 38   | 42   | 40   | 38   | 44   | 69   | 63   | 1,183 | total                |

Transition of workers' number of workplace of fatal and non-fatal accidents in 090109 other financial business in Japan (1999-2022)

| Workers scale       | 1999 | 2000 | 2001 | 2002 | 2003 | 2004 | 2005 | 2006 | 2007 | 2008 | 2009 | 2010 | 2011 | 2012 | 2013 | 2014 | 2015 | 2016 | 2017 | 2018 | 2019 | 2020 | 2021 | 2022 | total | Workers scale       |
|---------------------|------|------|------|------|------|------|------|------|------|------|------|------|------|------|------|------|------|------|------|------|------|------|------|------|-------|---------------------|
| 100-299             | 10   | 13   | 10   | 7    | 6    | 8    | 6    | 8    | 8    | 8    | 6    | 5    | 5    | 4    | 6    | 8    | 5    | 7    | 6    | 11   | 10   | 14   | 15   | 18   | 204   | 100-299             |
| 10-29               | 15   | 16   | 24   | 10   | 21   | 19   | 11   | 9    | 10   | 10   | 14   | 10   | 8    | 11   | 2    | 8    | 10   | 10   | 14   | 16   | 5    | 10   | 15   | 13   | 291   | 10-29               |
| 300 workers or more | 16   | 10   | 7    | 10   | 2    | 13   | 8    | 11   | 12   | 5    | 6    | 7    | 8    | 7    | 3    | 4    | 6    | 7    | 5    | 1    | 4    | 5    | 13   | 11   | 181   | 300 workers or more |
| 50-99               | 9    | 3    | 7    | 8    | 5    | 6    | 6    | 2    | 5    |      | 5    | 11   | 1    | 6    |      | 8    | 2    | 6    | 6    | 3    | 7    | 8    | 15   | 9    | 138   | 50-99               |
| 9 workers or less   | 13   | 17   | 25   | 19   | 22   | 18   | 20   | 15   | 14   | 5    | 11   | 5    | 6    | 5    | 6    | 9    | 2    | 7    | 8    | 5    | 7    | 4    | 6    | 8    | 257   | 9 workers or less   |
| 30-49               | 7    | 7    | 7    | 5    | 3    | 7    | 5    | 4    | 3    | 7    | 7    | 3    | 1    | 4    | 7    | 6    | 4    | 1    | 3    | 4    | 5    | 3    | 5    | 4    | 112   | 30-49               |
| total               | 70   | 66   | 80   | 59   | 59   | 71   | 56   | 49   | 52   | 35   | 49   | 41   | 29   | 37   | 24   | 43   | 29   | 38   | 42   | 40   | 38   | 44   | 69   | 63   | 1,183 | total               |



Transition of occurred months of fatal and non-fatal accidents in 090109 other financial business in Japan (1999-2022)

| Month     | 1999 | 2000 | 2001 | 2002 | 2003 | 2004 | 2005 | 2006 | 2007 | 2008 | 2009 | 2010 | 2011 | 2012 | 2013 | 2014 | 2015 | 2016 | 2017 | 2018 | 2019 | 2020 | 2021 | 2022 | total | Month     |
|-----------|------|------|------|------|------|------|------|------|------|------|------|------|------|------|------|------|------|------|------|------|------|------|------|------|-------|-----------|
| November  | 4    | 2    | 1    | 5    | 4    | 3    | 1    | 5    | 3    | 2    | 3    | 6    | 7    | 3    | 4    | 5    | 5    | 4    |      | 2    | 6    |      | 4    | 9    | 88    | November  |
| May       | 4    | 3    | 15   | 6    | 3    | 8    | 7    | 4    | 5    | 1    | 3    | 1    |      | 1    | 3    | 5    | 2    | 2    | 3    | 1    | 2    | 2    | 4    | 8    | 93    | May       |
| June      | 6    | 4    | 10   | 4    | 5    | 7    | 8    | 3    | 5    | 5    | 6    | 1    | 2    | 4    | 2    | 2    | 2    | 5    | 4    | 1    | 5    | 5    | 4    | 7    | 107   | June      |
| August    | 7    | 7    | 5    | 6    | 4    | 6    | 4    | 1    | 5    | 3    | 3    | 3    | 2    | 4    |      | 2    | 2    | 4    | 4    | 5    | 3    | 6    | 6    | 7    | 99    | August    |
| February  | 9    | 10   | 5    | 3    | 5    | 9    | 5    | 4    | 7    | 2    | 1    | 2    |      |      | 2    | 3    | 2    | 3    | 10   | 3    | 10   | 2    | 7    | 5    | 109   | February  |
| September | 3    | 7    | 1    | 3    | 1    | 7    | 6    | 7    | 3    | 4    | 5    | 3    | 4    | 4    | 2    | 5    | 1    | 4    | 1    | 3    | 2    | 3    | 2    | 5    | 86    | September |
| April     | 14   | 7    | 8    | 4    | 8    | 4    | 5    | 4    |      | 4    | 3    | 2    | 2    | 7    | 1    | 6    |      | 2    | 3    | 6    | 2    | 6    | 13   | 4    | 115   | April     |
| January   | 6    | 5    | 5    | 6    | 9    | 7    | 3    | 5    | 4    |      | 7    | 8    | 2    | 3    | 5    | 3    | 4    | 3    | 8    | 4    |      | 4    | 6    | 4    | 111   | January   |
| December  | 8    | 3    | 5    | 7    | 6    | 2    | 6    | 4    | 2    | 4    | 5    | 4    | 4    |      | 1    | 3    | 2    | 1    | 4    | 6    | 1    | 4    | 4    | 4    | 90    | December  |
| October   | 3    | 2    | 5    | 5    | 8    | 7    | 4    | 3    | 4    | 2    | 2    | 3    | 2    | 5    | 1    | 1    | 1    | 1    | 2    | 2    | 4    | 6    | 9    | 4    | 86    | October   |
| July      | 4    | 8    | 12   | 5    | 4    | 6    | 3    | 6    | 5    | 3    | 3    | 4    | 2    | 2    |      | 6    | 4    | 6    | 3    | 2    | 3    | 3    | 6    | 3    | 103   | July      |
| March     | 2    | 8    | 8    | 5    | 2    | 5    | 4    | 3    | 9    | 5    | 8    | 4    | 2    | 4    | 3    | 2    | 4    | 3    |      | 5    |      | 3    | 4    | 3    | 96    | March     |
| total     | 70   | 66   | 80   | 59   | 59   | 71   | 56   | 49   | 52   | 35   | 49   | 41   | 29   | 37   | 24   | 43   | 29   | 38   | 42   | 40   | 38   | 44   | 69   | 63   | 1,183 | total     |

Transition of prefectures of fatal and non-fatal accidents in 090109 other financial business in Japan (1999-2022)

| Prefecture | 1999 | 2000 | 2001 | 2002 | 2003 | 2004 | 2005 | 2006 | 2007 | 2008 | 2009 | 2010 | 2011 | 2012 | 2013 | 2014 | 2015 | 2016 | 2017 | 2018 | 2019 | 2020 | 2021 | 2022 | total | Prefecture |
|------------|------|------|------|------|------|------|------|------|------|------|------|------|------|------|------|------|------|------|------|------|------|------|------|------|-------|------------|
| Tokyo      | 7    | 9    | 10   |      | 5    |      | 10   | 8    | 10   | 11   | 7    | 5    | 3    | 6    | 1    | 7    | 4    | 7    | 9    | 3    | 6    | 10   | 20   | 11   | 169   | Tokyo      |
| Osaka      | 7    | 3    | 2    |      | 3    |      | 7    | 3    | 5    | 1    | 3    | 3    | 2    | 4    | 2    | 3    | 2    | 1    | 3    | 3    | 5    | 5    | 5    | 9    | 81    | Osaka      |
| Okayama    | 6    | 5    | 12   |      | 2    |      | 3    |      | 1    | 3    | 2    | 3    | 2    | 3    |      | 3    | 1    | 2    | 3    | 1    | 5    | 4    | 6    | 7    | 74    | Okayama    |
| Kanagawa   | 3    | 1    | 3    |      | 2    |      |      | 2    | 1    | 3    | 5    | 2    |      | 2    | 2    | 1    | 2    | 3    | 6    | 6    | 2    | 5    | 5    | 5    | 61    | Kanagawa   |
| Fukuoka    | 5    | 5    | 6    |      | 5    |      | 7    | 6    | 4    | 3    | 7    | 1    | 2    | 4    | 2    | 3    | 5    | 1    | 4    | 4    | 1    | 6    | 1    | 4    | 86    | Fukuoka    |
| Saitama    |      | 2    |      |      |      |      | 2    |      | 1    |      | 1    |      | 3    |      | 3    | 2    | 1    | 2    | 1    | 4    |      | 1    | 1    | 4    | 28    | Saitama    |

|           |   |   |    |  |   |  |   |   |   |   |   |   |   |   |   |   |   |   |   |   |   |   |   |    |           |           |
|-----------|---|---|----|--|---|--|---|---|---|---|---|---|---|---|---|---|---|---|---|---|---|---|---|----|-----------|-----------|
| Chiba     |   | 6 | 2  |  | 2 |  |   |   | 2 |   | 2 | 1 | 1 |   | 2 | 1 |   | 3 | 1 | 1 | 5 | 4 | 4 | 3  | 40        | Chiba     |
| Shizuoka  |   |   | 1  |  | 2 |  |   |   | 1 |   | 1 | 1 |   | 3 |   |   |   |   | 1 |   |   |   | 1 | 3  | 14        | Shizuoka  |
| Mie       |   |   |    |  | 1 |  |   | 3 |   |   |   |   |   |   |   | 1 | 1 | 1 | 2 |   |   |   | 3 | 12 | Mie       |           |
| Hokkaido  | 6 | 4 | 2  |  | 6 |  | 2 | 1 | 3 | 1 |   | 3 | 1 |   |   | 1 |   |   |   | 1 | 2 |   | 4 | 2  | 39        | Hokkaido  |
| Niigata   |   |   |    |  |   |  |   | 1 |   |   | 1 | 1 | 1 |   | 1 |   | 1 | 2 |   |   |   |   | 2 | 2  | 12        | Niigata   |
| Tochigi   |   | 1 | 2  |  |   |  |   | 2 |   |   | 1 |   |   |   |   |   | 1 |   |   |   |   |   |   | 2  | 9         | Tochigi   |
| Aichi     | 4 | 4 | 4  |  | 4 |  | 4 | 4 | 2 | 6 | 5 | 1 | 1 | 1 | 1 | 2 | 1 | 2 | 2 | 5 | 3 | 2 | 8 | 1  | 67        | Aichi     |
| Hyogo     | 3 |   | 3  |  | 4 |  |   | 3 | 2 |   |   |   |   |   | 1 | 1 |   | 2 |   | 1 | 2 | 2 | 2 | 1  | 27        | Hyogo     |
| Aomori    |   |   | 10 |  |   |  |   |   | 1 |   |   |   |   |   |   |   | 1 |   |   |   |   |   |   | 1  | 13        | Aomori    |
| Kagawa    | 1 | 2 |    |  | 1 |  | 1 | 1 | 3 |   | 1 | 1 |   | 1 |   |   |   |   |   |   |   |   |   | 1  | 13        | Kagawa    |
| Miyagi    |   | 1 | 1  |  | 3 |  | 1 |   | 1 | 1 |   |   |   | 1 |   |   |   | 1 |   | 1 |   |   |   | 1  | 12        | Miyagi    |
| Gunma     | 1 | 2 |    |  |   |  |   |   | 1 |   |   |   | 1 |   |   |   |   |   | 1 |   |   |   |   | 1  | 7         | Gunma     |
| Fukui     |   |   |    |  |   |  |   |   |   |   |   |   |   |   |   |   |   |   |   | 2 |   |   |   | 1  | 3         | Fukui     |
| Ehime     |   |   |    |  |   |  |   |   |   |   |   |   |   |   |   |   |   | 1 |   |   |   |   |   | 1  | 2         | Ehime     |
| Yamaguchi | 3 | 8 | 2  |  | 2 |  | 5 | 5 | 2 |   | 1 | 3 |   | 2 |   | 3 | 4 |   | 1 | 1 | 1 |   | 2 |    | 45        | Yamaguchi |
| Hiroshima | 3 | 4 | 3  |  | 2 |  |   |   | 1 | 1 | 2 | 2 | 3 |   |   | 3 | 1 | 1 | 1 | 1 | 1 |   | 1 |    | 30        | Hiroshima |
| Okinawa   | 2 | 1 | 1  |  | 2 |  | 1 |   | 2 |   | 1 | 3 | 3 | 2 |   |   |   |   |   |   |   |   |   |    | 18        | Okinawa   |
| Kumamoto  | 4 | 4 | 1  |  |   |  | 1 |   |   |   |   | 1 |   | 1 |   | 3 |   | 1 |   |   |   | 1 |   | 17 | Kumamoto  |           |
| Fukushima |   |   | 3  |  | 1 |  | 2 | 1 |   |   | 2 | 1 |   | 1 | 2 |   | 1 |   |   |   | 1 |   |   | 15 | Fukushima |           |
| Ibaraki   |   | 1 | 1  |  | 2 |  | 1 |   | 1 |   | 1 | 1 | 2 | 1 |   |   | 2 | 2 |   |   |   |   |   |    | 15        | Ibaraki   |
| Kyoto     | 1 | 1 | 1  |  | 2 |  | 1 | 1 |   | 1 | 1 |   |   |   |   | 2 |   | 1 |   | 1 |   |   | 1 | 14 | Kyoto     |           |
| Tokushima | 1 |   |    |  |   |  |   |   | 1 |   | 1 | 1 | 1 | 1 | 4 | 2 |   | 1 |   |   |   |   | 1 | 14 | Tokushima |           |
| Shiga     | 2 |   |    |  | 1 |  |   |   | 2 |   | 1 |   |   | 1 |   | 1 | 1 | 1 | 1 |   |   | 2 |   | 13 | Shiga     |           |

|           |    |    |    |    |    |    |    |    |    |    |    |    |    |    |    |    |    |    |    |    |    |    |    |    |           |       |
|-----------|----|----|----|----|----|----|----|----|----|----|----|----|----|----|----|----|----|----|----|----|----|----|----|----|-----------|-------|
| Gifu      | 1  |    | 2  |    |    |    | 2  |    |    | 1  | 1  |    |    |    |    |    | 1  | 2  |    |    |    |    |    | 10 | Gifu      |       |
| Nagano    | 1  | 1  | 1  |    |    |    | 1  | 1  |    | 1  | 1  |    | 1  |    |    |    |    |    |    |    |    |    |    | 9  | Nagano    |       |
| Akita     | 1  |    | 1  |    | 2  |    |    |    | 2  |    |    | 1  |    |    |    |    |    |    |    |    | 1  |    |    | 8  | Akita     |       |
| Yamagata  | 1  |    | 1  |    |    |    | 1  |    |    |    | 1  |    | 2  |    |    | 1  | 1  |    |    |    |    |    |    | 8  | Yamagata  |       |
| Miyazaki  | 1  |    |    |    | 1  |    |    |    |    |    |    | 1  |    | 1  |    | 2  |    |    |    |    |    |    | 2  | 8  | Miyazaki  |       |
| Iwate     |    |    |    |    | 1  |    | 2  | 2  | 1  |    |    |    |    |    |    |    | 1  |    |    |    |    |    |    | 7  | Iwate     |       |
| Ishikawa  | 1  |    | 2  |    |    |    |    | 1  |    |    |    | 1  |    |    |    |    |    |    |    |    | 1  | 1  |    | 7  | Ishikawa  |       |
| Wakayama  | 1  |    |    |    |    |    |    |    | 1  | 1  |    |    |    | 1  |    |    |    | 1  | 1  | 1  |    |    |    | 7  | Wakayama  |       |
| Oita      | 1  | 1  | 1  |    |    |    | 1  | 1  |    |    |    |    |    | 1  | 1  |    |    |    |    |    |    |    |    | 7  | Oita      |       |
| Shimane   |    |    | 1  |    |    |    |    | 1  |    | 1  |    | 1  |    |    |    | 1  |    |    |    |    |    |    |    | 5  | Shimane   |       |
| Saga      |    |    |    |    |    |    | 2  |    |    |    |    | 1  |    |    |    | 1  |    |    | 1  |    |    |    |    | 5  | Saga      |       |
| Kagoshima |    |    |    |    | 2  |    |    |    |    |    |    | 1  |    |    | 1  |    | 1  |    |    |    |    |    |    | 5  | Kagoshima |       |
| Nagasaki  | 2  |    |    |    |    |    | 1  |    |    |    |    |    |    |    | 1  |    |    |    |    |    |    |    |    | 4  | Nagasaki  |       |
| Toyama    | 1  |    |    |    |    |    |    |    |    |    |    |    |    |    |    |    |    |    | 1  |    |    | 1  |    | 3  | Toyama    |       |
| Yamanashi |    |    | 1  |    |    |    |    |    |    | 1  |    |    |    |    | 1  |    |    |    |    |    |    |    |    | 3  | Yamanashi |       |
| Nara      |    |    |    |    |    |    |    |    | 1  |    |    |    |    |    | 1  |    | 1  |    |    |    |    |    |    | 3  | Nara      |       |
| Kochi     |    |    |    |    | 1  |    |    |    |    |    |    |    |    |    |    |    |    |    | 1  |    |    | 1  |    | 3  | Kochi     |       |
| Tottori   |    |    |    |    |    |    |    |    |    |    |    |    |    | 1  |    |    |    |    |    |    |    |    |    | 1  | Tottori   |       |
| total     | 70 | 66 | 80 | 59 | 59 | 71 | 56 | 49 | 52 | 35 | 49 | 41 | 29 | 37 | 24 | 43 | 29 | 38 | 42 | 40 | 38 | 44 | 69 | 63 | 1,183     | total |

Data Source : <https://anzeninfo.mhlw.go.jp/user/anzen/tok/anst00.html> MHLW, Jaan

Return to [https://www.jisha.or.jp/english/statistics/202312\\_05.html](https://www.jisha.or.jp/english/statistics/202312_05.html)