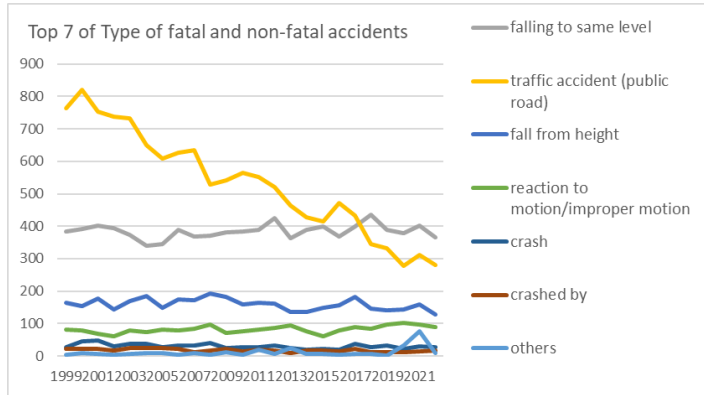
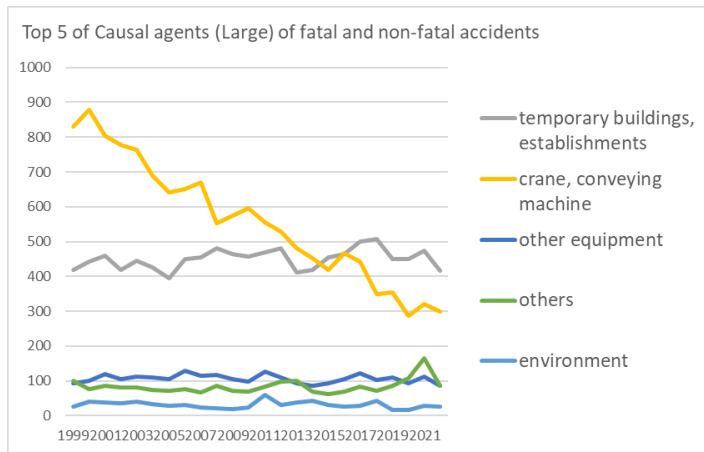


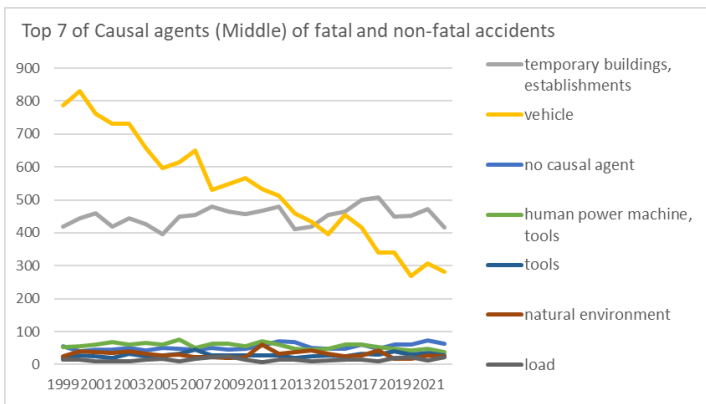
Transition of fatal and non-fatal accidents in 0901 financial business in Japan (1999-2022)



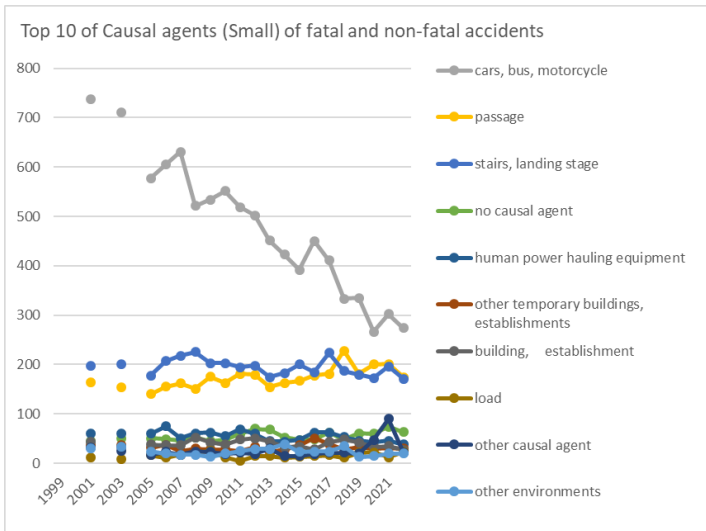
Transition of Top 7 of Type of fatal and non-fatal accidents in 0901 financial business in Japan (1999-2022)



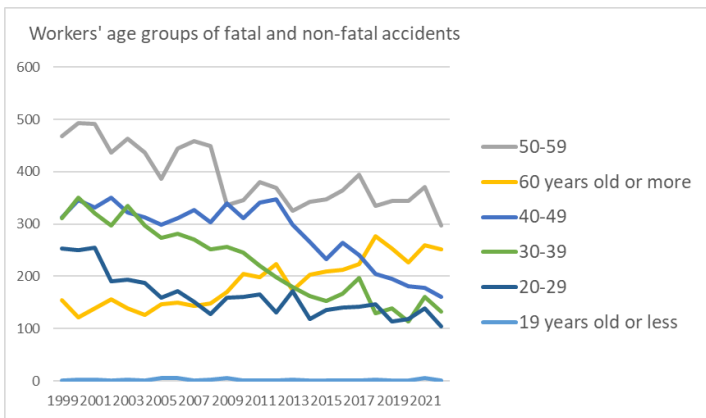
Transition of Top 5 of Causal agents (Large) of fatal and non-fatal accidents in 0901 financial business in Japan (1999-2022)



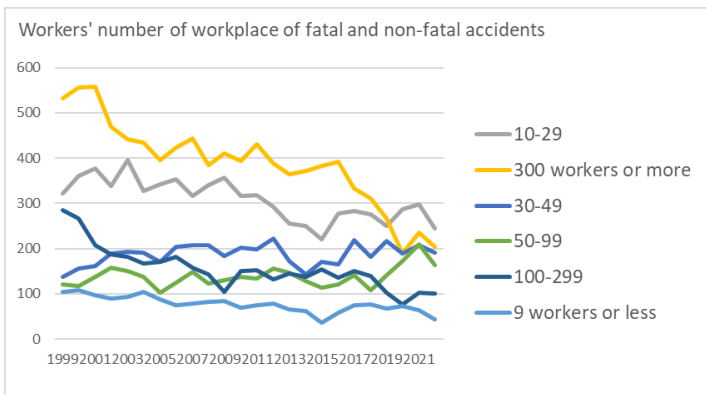
Transition of Top 7 of Causal agents (Middle) of fatal and non-fatal accidents in 0901 financial business in Japan (1999-2022)



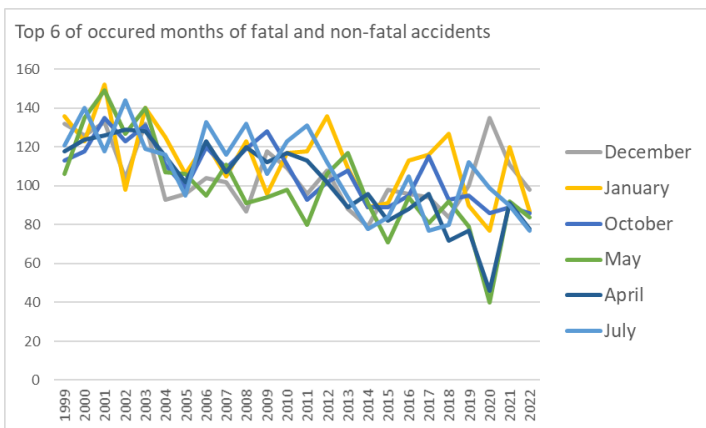
Transition of Top 10 of Causal agents (Small) of fatal and non-fatal accidents in 0901 financial business in Japan (1999-2022)



Transition of workers' age groups of fatal and non-fatal accidents in 0901 financial business in Japan (1999-2022)



Transition of workers' number of workplace of fatal and non-fatal accidents in 0901 financial business in Japan (1999-2022)



Transition of Top 6 of occurred months of fatal and non-fatal accidents in 0901 financial business in Japan (1999-2022)

contact to high/low-temperature	5	1	3	6	1	4	1	2	3	1		4	1	3	3	3	1	3	2	7		1	3	6	64	high/low-temperature
collapse	1	2	5	3	3	4		3	5	1	2	2	1	4	3	1		4	4	2	2	2	2	6	62	collapse
struck by flying or falling object	6	6	10	6	9	6	5	8	6	6	5	5	11	4	6	3	1	4	9	7	3	2	7	5	140	struck by flying or falling object
traffic accident (others)	10	5	1	3	3	1	1	3	2	3	3	3	4	2	3	1	1	5	2	3	7		3	3	72	traffic accident (others)
cut	10	6	7	6	6	4	5	4	3	3	5	5	4		4	3		2	2	1	5	1	3	2	91	cut
contact to harmful substance	2		1	1			1	1							1	1					3		1	1	13	contact to harmful substance
unclassifiable	9	3	9	4	5	5	2	3	3	2	3	2	1	1	3	1	1	4	2	1	5	1			70	unclassifiable
drown	1			1					1				18												21	drown
injury to the sole of the foot	1	1		2				1		1					1			2	1	1					11	injury to the sole of the foot
fire		1	9			1																			11	fire
explosion											2	1										2			5	explosion
electric shock																1						1			2	electric shock
burst															1	1									2	burst
total	1,503	1,564	1,538	1,431	1,456	1,359	1,270	1,362	1,353	1,282	1,268	1,269	1,308	1,270	1,150	1,091	1,077	1,148	1,199	1,093	1,045	984	1,115	946	30,081	total

Transition of Causal agents (Large) of fatal and non-fatal accidents in 0901 financial business in Japan (1999-2022)

Causal (L) agents	1999	2000	2001	2002	2003	2004	2005	2006	2007	2008	2009	2010	2011	2012	2013	2014	2015	2016	2017	2018	2019	2020	2021	2022	total	Causal (L) agents
temporary buildings, establishments	418	443	460	419	444	426	395	450	454	480	465	457	468	480	411	419	454	465	500	508	449	451	473	416	10,805	temporary buildings, establishments

natural environment	26	41	37	35	40	34	28	30	23	22	20	24	60	32	38	44	32	25	28	44	17	17	28	25	750	environment
load	16	15	11	9	9	16	17	11	17	23	25	15	8	15	16	11	13	15	16	11	21	23	12	24	369	load
other causal agent	31	30	31	30	25	24	17	23	17	24	23	19	21	19	30	15	15	19	21	21	20	47	90	22	634	other causal agent
other equipments, facilities	15	13	23	14	14	15	12	15	16	21	10	13	23	18	22	11	14	14	21	15	19	18	23	20	399	other equipments, facilities
conveying machine	42	49	38	44	31	31	43	36	19	22	24	24	20	14	21	19	22	10	26	9	15	15	13	16	603	conveying machine
materials	8	6	5	5	2	4	5	7	3	1	3	4	7	5	5	2	3	2	4	4	3	2	3	4	97	materials
crane	1		4	1	1		3	1	3	1	2	6	3	1	2			2	1	1		2	1	3	39	crane
general machine	8	3	6	1	2	6	5	3	2		2	3		1	2	3	1	1	1	1	3	2	1	2	59	general machine
hazards, harmful substances	1		11	1				3	1		1	2			2	2			1		1	2	1	2	31	hazards, harmful substances
unclassifiable	14	6	9	4	7	9	4	5	4	11	3	4	3	8	3	2	1	2	1	3	4			1	108	unclassifiable
electric equipment	7	5	7	1	4	3	3	6	1	5	4	1	4	3	3	4	2	3	5	4	2	2	6	1	86	electric equipment
woodworking machine	1															1		1			1				4	woodworking machine
pressure vessel											1					1									2	pressure vessel
power transmission mechanism							1																		1	power transmission mechanism
construction machine																					1				1	construction

building, establishment			44		34		38	36	36	52	42	38	48	51	44	32	34	28	43	48	42	33	35	27	785	building, establishment
load			11		8		16	11	17	22	25	12	5	15	15	11	13	15	16	11	21	22	12	23	301	load
other causal agent			31		25		17	23	17	24	23	19	21	19	30	15	15	19	21	21	20	47	90	22	519	other causal agent
other environments			30		33		24	20	17	17	13	20	25	29	29	39	23	24	24	35	13	15	20	20	470	other environments
other equipment, facilities			23		14		12	15	16	21	10	13	23	18	22	11	14	14	21	15	19	18	23	20	342	other equipment, facilities
other tools			13		21		16	24	32	19	16	19	14	15	13	17	18	18	22	18	28	20	25	17	385	other tools
truck			33		31		42	30	18	20	22	23	20	12	21	15	22	10	24	6	14	15	11	15	404	truck
working platform, boot board			16		15		5	14	12	21	17	23	17	18	13	13	17	22	11	17	14	14	10	11	300	working platform, boot board
ladder			13		12		13	8	14	8	11	9	14	14	7	9	11	7	12	13	13	10	11	9	218	ladder
other vehicles			23		22		17	9	17	8	14	15	13	11	6	9	5	4	4	5	3	2	4	7	198	other vehicles
high/cold temperature environment			4		2		2	1		1		2	3	2	4	2	1		2	7		1	4	4	42	high/cold temperature environment
other general power machines			6		2		4	2	1		1	2		1	1	3			1	1	3	2	1	2	33	other general power machines
other materials			1				2	3	2			3	1	3	1	1	3	2	2	3	1	1	1	2	32	other materials
elevator, lift			3		1		2	1	2	1	2	3	3	1	1			1	1	1		2	1	2	28	elevator, lift
opening			2		1		2					2	1		1				2		1	1		2	15	opening
other hazards, harmful substances			2					1				1			1	1			1					2	9	other hazards, harmful substances
unclassifiable			9		7		4	5	4	11	3	4	3	8	3	2	1	2	1	3	4			1	75	unclassifiable
transmission			6		2		3	4	1	5	2		4	3	3	3	2	3	4	4	2	2	6	1	60	transmission
natural ground,			3		2		1	3	2		1	1	1		1		4		1	1	4	1	1	1	28	natural ground,

rock																								rock	
metal material			3		2		2	1		1		1	4		3				2			1	1	21	metal material
forklift			1				3	1	2				2		2			2	1			2	1	17	forklift
machine/equipment as load					1		1			1		3	3		1						1		1	12	machine/equipment as load
scaffolding					1		1					1	1	1									1	6	scaffolding
crane							1				1						1						1	4	crane
human power cranes									1						1							1	1	4	human power cranes
lumber, bamboo			1					1			1												1	4	lumber, bamboo
slinging tool												1											1	2	slinging tool
water					1		1	5	3	4	5	1	29	1	3	2	2		1	1			3	62	water
stone, sand, substance							1	2	1		2		2	2	1	1			1	2	1	1		17	stone, sand, substance
railway vehicle							2		1	1	1		1	1	2	2			1	2	1	1		16	railway vehicle
hand tool			2		2		1	2		1	1	1	1		1	1				1		1		15	hand tool
roof, beam, haze, crossbeam, principal rafter			1		1			1	1	1			2		2									11	roof, beam, haze, crossbeam, principal rafter
inflammable substance			9					1	1															11	inflammable substance
other electrical equipment			1		1			2			2	1						1						9	other electrical equipment
other powered conveying machines			2				1	2			2													8	other powered conveying machines
conveyor			2					1				1							1	1				6	conveyor

standing tree					1			1			1																6	standing tree
abnormal environment					1				1			2		1	1												6	abnormal environment
food manufacturing machine							1	1	1					1													5	food manufacturing machine
human power machine											1			1	1												4	human power machine
inflammable gas											1				1												4	inflammable gas
harmful substance								1							1												4	harmful substance
other powered crane												1			1												3	other powered crane
other woodworking machines																	1										2	other woodworking machines
printing machine												1															2	printing machine
derrick crane												1															2	derrick crane
railway equipment																1											2	railway equipment
other pressure vessels																1											2	other pressure vessels
power transmission mechanism																											1	power transmission mechanism
circular sawing machine																											1	circular sawing machine
excavating machine																											1	excavating machine
other metal manufacturing machines																											1	other metal manufacturing machines
mixer, grinder																											1	mixer, grinder

vehicle for high lift work																								vehicle for high lift work
other construction machines																								other construction machines
lathe																								lathe
drill press, milling machine																								drill press, milling machine
grinding machine, buffing machine																								grinding machine, buffing machine
power press																								power press
forging pressure hammer																								forging pressure hammer
shearing machine																								shearing machine
centrifugal machine																								centrifugal machine
roll machine (except printingroll machine)																								roll machine (except printingroll machine)
injection molding machine																								injection molding machine
industrial robot																								industrial robot
felling machine																								felling machine
mobile logging machine																								mobile logging machine
skyline yarding machine																								skyline yarding machine
other mobile silviculture machine																								other mobile silviculture machine

mobile crane																										mobile crane	
cargo lifting appliance																											cargo lifting appliance
gondola																											gondola
lumberyard equipment, logging cableway																											lumberyard equipment, logging cableway
simple skyline yarding equipment																											simple skyline yarding equipment
loader																											loader
straddle carrier																											straddle carrier
rough terrain hauler																											rough terrain hauler
boiler																											boiler
pressure vessel																											pressure vessel
chemical facilities																											chemical facilities
arc welding equipment																											arc welding equipment
other welding equipment																											other welding equipment
kiln, caldron																											kiln, caldron
industrial dryer																											industrial dryer
timbering																											timbering
radiation																											radiation
total	1,503	1,564	1,538	1,431	1,456	1,359	1,270	1,362	1,353	1,282	1,268	1,269	1,308	1,270	1,150	1,091	1,077	1,148	1,199	1,093	1,045	984	1,115	946	30,081	total	

Transition of workers' age groups of fatal and non-fatal accidents in 0901 financial business in Japan (1999-2022)

Age	1999	2000	2001	2002	2003	2004	2005	2006	2007	2008	2009	2010	2011	2012	2013	2014	2015	2016	2017	2018	2019	2020	2021	2022	total	Age
50-59	468	493	491	437	464	436	386	445	459	450	337	346	381	369	325	342	347	364	395	335	344	344	371	297	9,426	50-59
60 years old or more	155	122	138	156	139	126	147	149	144	148	170	204	199	223	174	203	209	212	223	276	253	227	260	251	4,508	60 years old or more
40-49	313	345	332	351	322	313	299	311	327	303	340	311	341	347	298	265	233	264	241	204	195	181	178	160	6,774	40-49
30-39	312	351	320	297	335	297	274	281	271	251	257	246	221	199	180	163	153	167	197	129	138	113	161	133	5,446	30-39
20-29	254	250	255	190	194	187	159	171	151	128	159	161	165	131	171	118	135	141	142	147	114	119	139	104	3,885	20-29
19 years old or less	1	3	2		2		5	5	1	2	5	1	1	1	2				1	2	1		6	1	42	19 years old or less
total	1,503	1,564	1,538	1,431	1,456	1,359	1,270	1,362	1,353	1,282	1,268	1,269	1,308	1,270	1,150	1,091	1,077	1,148	1,199	1,093	1,045	984	1,115	946	30,081	total

Transition of workers' number of workplace of fatal and non-fatal accidents in 0901 financial business in Japan (1999-2022)

Workers scale	1999	2000	2001	2002	2003	2004	2005	2006	2007	2008	2009	2010	2011	2012	2013	2014	2015	2016	2017	2018	2019	2020	2021	2022	total	Workers scale
10-29	321	360	378	338	395	327	342	354	317	341	356	317	319	292	256	249	220	277	284	276	250	286	297	244	7,396	10-29
300 workers or more	533	556	558	469	442	434	396	424	443	385	410	393	430	389	364	372	383	392	332	311	267	189	235	203	9,310	300 workers or more
30-49	138	156	161	189	193	190	170	204	207	208	184	202	198	222	173	143	170	165	218	182	217	189	207	191	4,477	30-49
50-99	121	118	137	158	151	137	103	124	149	123	130	137	134	156	147	128	114	120	141	108	142	172	209	164	3,323	50-99
100-299	285	267	207	188	181	167	171	181	158	143	104	150	152	132	145	137	154	136	150	139	102	76	103	100	3,728	100-299
9 workers or less	105	107	97	89	94	104	88	75	79	82	84	70	75	79	65	62	36	58	74	77	67	72	64	44	1,847	9 workers or less
total	1,503	1,564	1,538	1,431	1,456	1,359	1,270	1,362	1,353	1,282	1,268	1,269	1,308	1,270	1,150	1,091	1,077	1,148	1,199	1,093	1,045	984	1,115	946	30,081	total

Transition of occurred months of fatal and non-fatal accidents in 0901 financial business in Japan (1999-2022)

Month	1999	2000	2001	2002	2003	2004	2005	2006	2007	2008	2009	2010	2011	2012	2013	2014	2015	2016	2017	2018	2019	2020	2021	2022	total	Month
December	132	126	133	104	132	93	96	104	102	87	118	109	96	108	88	79	98	96	94	84	100	135	111	98	2,523	December
January	136	123	152	98	140	125	106	122	105	123	96	117	118	136	109	89	91	113	116	127	90	77	120	87	2,716	January
October	113	118	135	123	131	111	99	120	109	119	128	111	93	102	108	89	89	95	115	93	95	86	89	86	2,557	October

May	106	135	149	127	140	107	106	95	111	91	94	98	80	106	117	91	71	94	81	92	79	40	92	84	2,386	May
April	118	124	126	129	128	115	102	123	107	120	112	117	113	102	89	96	82	88	96	72	77	46	91	78	2,451	April
July	121	140	118	144	119	116	95	133	116	132	106	123	131	112	94	78	84	105	77	80	112	99	90	77	2,602	July
June	148	143	148	129	141	116	129	127	117	105	127	111	94	94	105	96	86	92	111	87	88	104	99	76	2,673	June
March	108	156	110	108	97	114	121	107	123	118	114	126	128	124	76	99	96	85	101	99	67	107	94	74	2,552	March
September	130	119	124	108	109	126	101	109	105	85	100	89	107	81	99	87	87	84	104	85	89	90	73	74	2,365	September
August	142	124	109	118	92	107	92	99	103	76	92	77	107	79	80	72	88	99	96	86	81	57	82	74	2,232	August
November	121	116	116	125	117	97	102	105	146	95	90	90	120	111	91	93	97	112	98	81	74	68	85	71	2,421	November
February	128	140	118	118	110	132	121	118	109	131	91	101	121	115	94	122	108	85	110	107	93	75	89	67	2,603	February
total	1,503	1,564	1,538	1,431	1,456	1,359	1,270	1,362	1,353	1,282	1,268	1,269	1,308	1,270	1,150	1,091	1,077	1,148	1,199	1,093	1,045	984	1,115	946	30,081	total

Transition of prefectures of fatal and non-fatal accidents in 0901 financial business in Japan (1999-2022)

Prefecture	1999	2000	2001	2002	2003	2004	2005	2006	2007	2008	2009	2010	2011	2012	2013	2014	2015	2016	2017	2018	2019	2020	2021	2022	total	Prefecture
Tokyo	147	154	157		149		140	131	142	152	129	151	151	133	117	117	115	125	145	126	102	103	132	111	2,929	Tokyo
Osaka	146	169	161		160		134	153	129	113	139	106	118	118	98	102	112	91	115	112	109	80	106	85	2,656	Osaka
Aichi	78	87	89		79		71	62	63	73	64	63	63	64	68	47	56	63	53	61	62	63	64	64	1,457	Aichi
Fukuoka	73	64	76		87		65	97	78	70	77	73	64	66	66	64	60	43	66	59	53	57	51	49	1,458	Fukuoka
Saitama	52	39	71		65		53	72	62	45	50	51	57	61	53	40	55	51	50	48	43	44	53	48	1,163	Saitama
Hyogo	53	71	63		62		59	55	61	45	58	52	49	33	34	53	46	43	57	55	37	37	36	47	1,106	Hyogo
Kanagawa	74	85	67		56		54	43	45	53	64	39	56	66	51	51	48	70	62	43	47	40	50	45	1,209	Kanagawa
Hokkaido	100	78	75		69		60	57	53	66	50	52	66	72	51	43	54	53	49	46	44	37	40	40	1,255	Hokkaido
Chiba	55	57	57		45		29	43	47	38	41	50	42	45	60	45	42	56	36	26	49	35	46	34	978	Chiba
Shizuoka	44	35	31		38		20	27	33	34	32	37	52	45	32	28	30	24	35	32	39	15	35	31	729	Shizuoka
Mie	23	13	20		20		11	24	19	12	17	14	20	20	25	20	17	15	21	12	16	17	20	24	400	Mie
Miyagi	28	32	29		36		33	37	49	32	30	31	39	33	36	31	32	25	27	25	24	21	24	22	676	Miyagi

Akita	9	14	11		18		8	10	11	8	10	12	9	5	6	5	8	9	9	6	4	7	8	6	193	Akita
Tokushima	18	9	19		4		6	6	12	5	7	11	12	10	10	6	5	5	5	6	3	4	13	6	182	Tokushima
Nagano	22	19	18		11		22	17	19	14	20	12	18	9	20	8	22	21	22	12	11	11	13	5	346	Nagano
Iwate	11	13	12		13		16	12	13	11	12	12	22	9	7	13	7	7	13	5	10	12	8	5	243	Iwate
Oita	19	16	27		12		12	10	9	9	15	9	3	6	5	8	7	9	14	17	12	4	4	5	232	Oita
Yamagata	9	12	11		19		9	13	9	16	14	13	12	13	8	10	15	15	11	10	10	11	4	4	248	Yamagata
Tottori	9	9	5		7		6	2	10	6	5	10	10	7	5	4		8	5	2	3	3	7	3	126	Tottori
Kochi	12	19	17		5		11	9	13	4	7	10	9	9	6	16	6	4	8	8	5	7	7	2	194	Kochi
Toyama	11	16	6		11		5	8	5	9	16	8	11	18	11	6	7	12	9	15	11	9	4	1	209	Toyama
Okinawa	5	3	1		9		5	7	6	7	7	7	8	15	7	11	5	2	11	8	1	3	9	1	138	Okinawa
total	1,503	1,564	1,538	1,431	1,456	1,359	1,270	1,362	1,353	1,282	1,268	1,269	1,308	1,270	1,150	1,091	1,077	1,148	1,199	1,093	1,045	984	1,115	946	30,081	total

Data Source : <https://anzeninfo.mhlw.go.jp/user/anzen/tok/anst00.html> MHLW, Jaan

Return to https://www.jisha.or.jp/english/statistics/202312_05.html