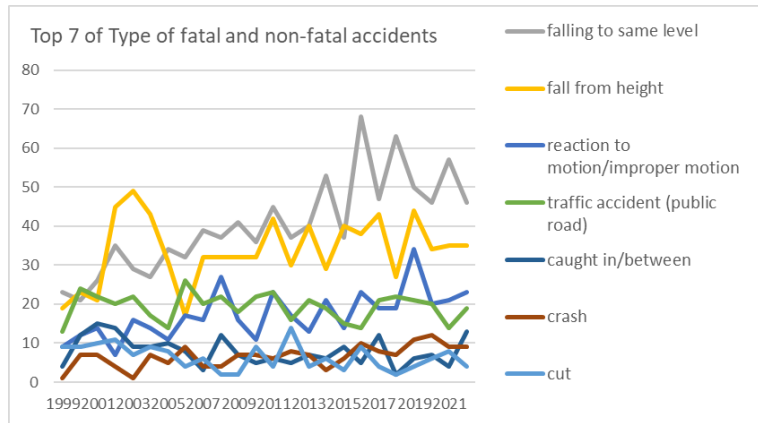
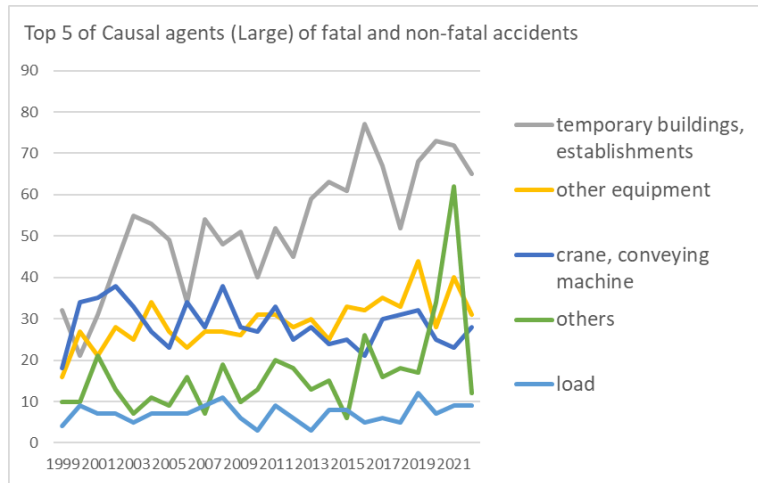


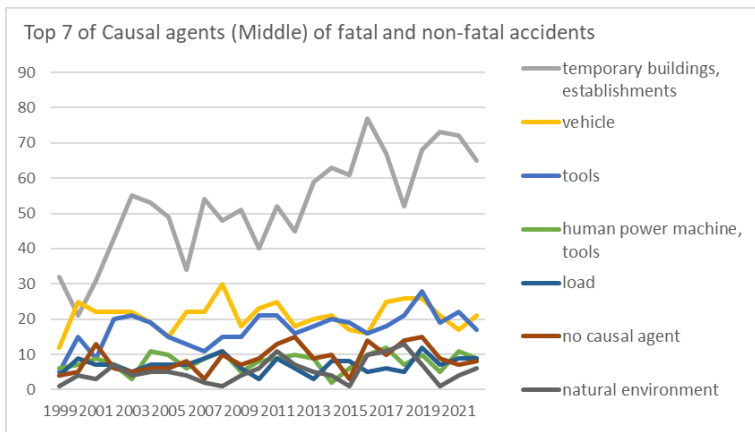
Transition of fatal and non-fatal accidents in 090209 other advertisement and mediator in Japan (1999-2022)



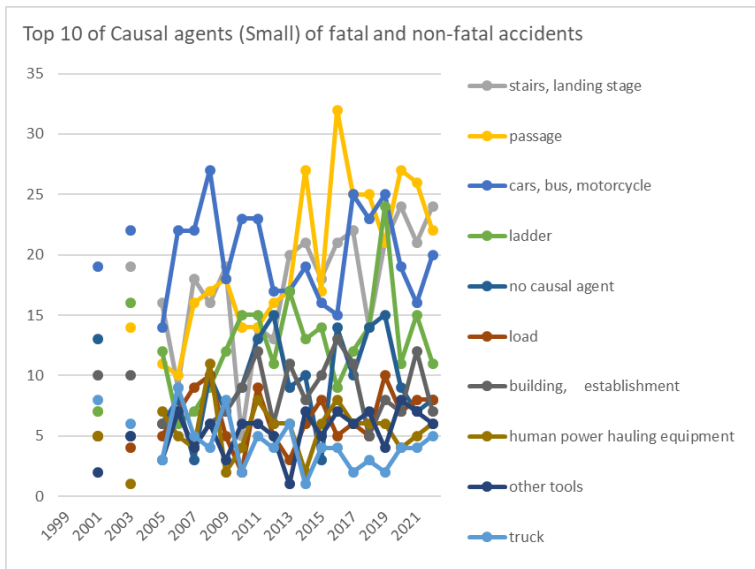
Transition of Top 7 of Type of fatal and non-fatal accidents in 090209 other advertisement and mediator in Japan (1999-2022)



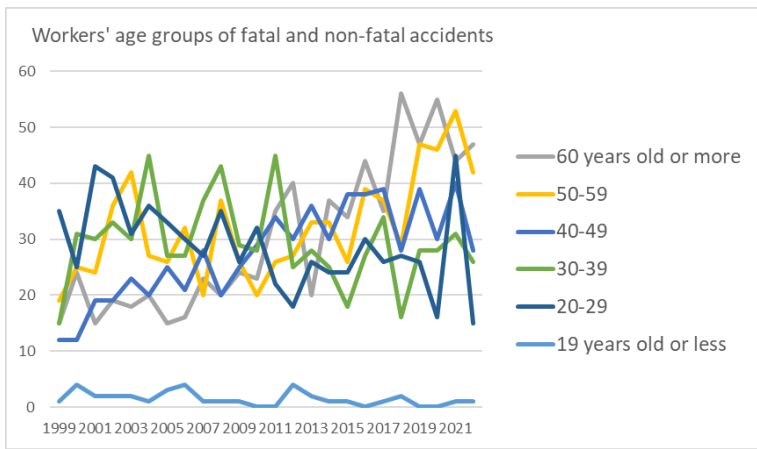
Transition of Top 5 of Causal agents (Large) of fatal and non-fatal accidents in 090209 other advertisement and mediator in Japan (1999-2022)



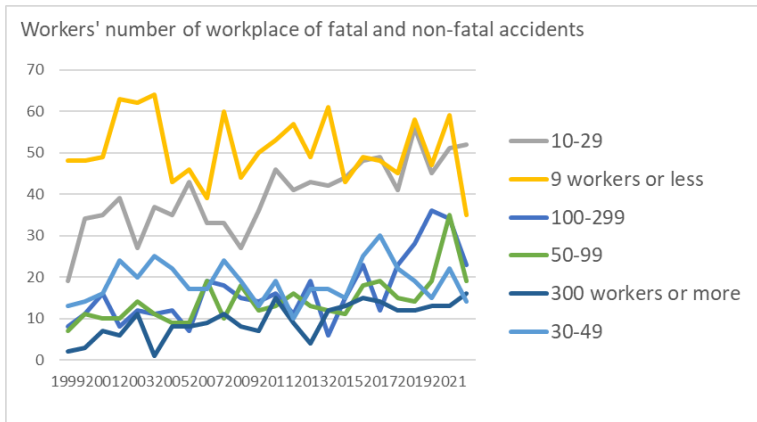
Transition of Top 7 of Causal agents (Middle) of fatal and non-fatal accidents in 090209 other advertisement and mediator in Japan (1999-2022)



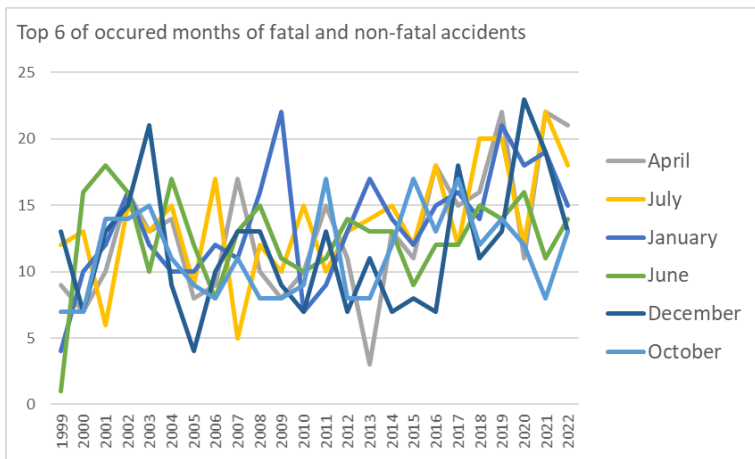
Transition of Top 10 of Causal agents (Small) of fatal and non-fatal accidents in 090209 other advertisement and mediator in Japan (1999-2022)



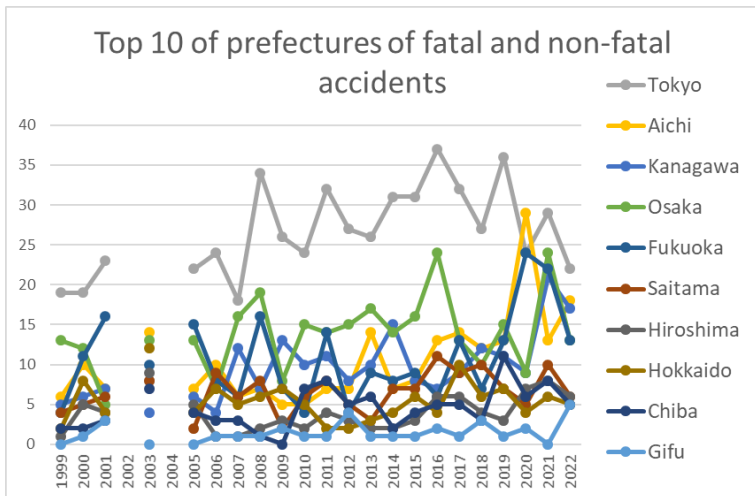
Transition of workers' age groups of fatal and non-fatal accidents in 090209 other advertisement and mediator in Japan (1999-2022)



Transition of workers' number of workplace of fatal and non-fatal accidents in 090209 other advertisement and mediator in Japan (1999-2022)



Transition of Top 6 of occurred months of fatal and non-fatal accidents in 090209 other advertisement and mediator in Japan (1999-2022)



Transition of Top 10 of prefectures of fatal and non-fatal accidents in 090209 other advertisement and mediator in Japan (1999-2022)

Transition of Type of fatal and non-fatal accidents in 090209 other advertisement and mediator in Japan (1999-2022)

Type of accidents	1999	2000	2001	2002	2003	2004	2005	2006	2007	2008	2009	2010	2011	2012	2013	2014	2015	2016	2017	2018	2019	2020	2021	2022	total	Type of accidents
falling to same level	23	21	26	35	29	27	34	32	39	37	41	36	45	37	40	53	37	68	47	63	50	46	57	46	969	falling to same level
fall from height	19	23	21	45	49	43	31	17	32	32	32	32	42	30	40	29	40	38	43	27	44	34	35	35	813	fall from height

reaction to motion/improper motion	9	12	14	7	16	14	11	17	16	27	16	11	23	17	13	21	14	23	19	19	34	20	21	23	417	reaction to motion/improper motion
traffic accident (public road)	13	24	22	20	22	17	14	26	20	22	18	22	23	16	21	19	15	14	21	22	21	20	14	19	465	traffic accident (public road)
caught in/between	4	12	15	14	9	9	10	8	3	12	7	5	6	5	7	6	9	5	12	2	6	7	4	13	190	caught in/between
crash	1	7	7	4	1	7	5	9	4	4	7	7	6	8	7	3	6	10	8	7	11	12	9	9	159	crash
cut	9	9	10	11	7	9	8	4	6	2	2	9	4	14	4	6	3	9	4	2	4	6	8	4	154	cut
crashed by	5	3	4	3	1	5	7	4	6	4		1	2	3	1	5	4	7	4	3	3	1	6	4	86	crashed by
struck by flying or falling object	8	2	4	4	7	10	5	2	2	8	2	5	2	7	2	2	5	1	6	4	7	2	2	3	102	struck by flying or falling object
others	1	1	3	2	1	2		3		3	2	2	2	4	5	4	2	2	3	1		24	54	2	123	others
contact to high/low-temperature	4	1				1		2			2		1		2		1		2	4	2	1	2	1	26	contact to high/low-temperature
collapse		4	1	4	3	2		2	5	3		1	2		1	1	2		1	2	5	1	1		41	collapse
unclassifiable	1	1	3	1		3	1	1	2	1	1	1		2	1		2	1							22	unclassifiable
contact to harmful substance			2											1					1			1	1		7	contact to harmful substance
injury to the sole of the foot					1			2	1								1	1							6	injury to the sole of the foot
drown													4												4	drown
explosion		1																		2					3	explosion

fire							3																			3	fire	
traffic accident (others)								1			1					1											3	traffic accident (others)
electric shock			1																	1							2	electric shock
burst																												burst
total	97	121	133	150	146	149	129	130	136	156	131	132	162	144	145	150	141	178	172	158	187	175	214	159	3,595	total		

Transition of Causal agents (Large) of fatal and non-fatal accidents in 090209 other advertisement and mediator in Japan (1999-2022)

Causal (L) agents	1999	2000	2001	2002	2003	2004	2005	2006	2007	2008	2009	2010	2011	2012	2013	2014	2015	2016	2017	2018	2019	2020	2021	2022	total	Causal (L) agents
temporary buildings, establishments	32	21	31	43	55	53	49	34	54	48	51	40	52	45	59	63	61	77	67	52	68	73	72	65	1,265	temporary buildings, establishments
other equipment	16	27	21	28	25	34	27	23	27	27	26	31	31	28	30	25	33	32	35	33	44	28	40	31	702	other equipment
crane, conveying machine	18	34	35	38	33	27	23	34	28	38	28	27	33	25	28	24	25	21	30	31	32	25	23	28	688	crane, conveying machine
others	10	10	21	13	7	11	9	16	7	19	10	13	20	18	13	15	6	26	16	18	17	34	62	12	403	others
load	4	9	7	7	5	7	7	7	9	11	6	3	9	6	3	8	8	5	6	5	12	7	9	9	169	load
environment	1	4	3	7	4	5	5	4	2	1	4	6	11	7	5	4	1	10	11	13	7	1	4	6	126	environment
substance, material	7	9	6	4	7	5	7	8	6	7	3	5	2	5	1	6	4	2	4	4	5	1	3	5	116	substance, material
machine	9	7	9	10	10	7	2	4	3	5	3	7	4	10	6	5	3	5	3	2	2	6	1	3	126	machine
total	97	121	133	150	146	149	129	130	136	156	131	132	162	144	145	150	141	178	172	158	187	175	214	159	3,595	total

Transition of Causal agents (Middle) of fatal and non-fatal accidents in 090209 other advertisement and mediator in Japan (1999-2022)

Causal (M) agents	1999	2000	2001	2002	2003	2004	2005	2006	2007	2008	2009	2010	2011	2012	2013	2014	2015	2016	2017	2018	2019	2020	2021	2022	total	Causal (M) agents
temporary buildings, establishments	32	21	31	43	55	53	49	34	54	48	51	40	52	45	59	63	61	77	67	52	68	73	72	65	1,265	temporary buildings, establishments
vehicle	12	25	22	22	22	19	15	22	22	30	18	23	25	18	20	21	17	16	25	26	26	21	17	21	505	vehicle
tools	5	15	9	20	21	19	15	13	11	15	15	21	21	16	18	20	19	16	18	21	28	19	22	17	414	tools
human power machine, tools	6	7	9	7	3	11	10	6	9	11	5	8	9	10	9	2	6	10	12	7	10	5	11	9	192	human power machine, tools
load	4	9	7	7	5	7	7	7	9	11	6	3	9	6	3	8	8	5	6	5	12	7	9	9	169	load
no causal agent	4	5	13	6	5	6	6	8	3	10	7	9	13	15	9	10	3	14	10	14	15	9	7	8	209	no causal agent
natural environment	1	4	3	7	4	5	5	4	2	1	4	6	11	7	5	4	1	10	11	13	7	1	4	6	126	natural environment
conveying machine	6	9	11	12	7	5	5	12	6	6	10	4	7	6	7	3	5	5	4	5	5	4	6	5	155	conveying machine
materials	6	9	4	4	7	5	7	8	5	6	2	5	2	4	1	6	4	2	3	1	5	1	2	5	104	materials
other equipments, facilities	3	3	1	1	1	4	2	4	7		5	1	1	2	3	3	8	6	4	5	6	3	7	5	85	other equipments, facilities
other causal agent	5	4	6	5	2	3		6	3	7	2	4	7	1	3	5	2	10	6	4	2	25	55	4	171	other causal agent
crane			2	4	4	3	3			2			1	1	1		3		1		1			2	28	crane

general machine	4	3	4	5	5	3		1	1	3	1	2	2	5	3	1	2	1	2	2	2			1	53	general machine	
woodworking machine	4	2	5	2	2	3	1	1	1	1		4	1	4	2	2		4	1				3		1	44	woodworking machine
construction machine		1			1			1			1	1		1	1	1							2		1	11	construction machine
unclassifiable	1	1	2	2		2	3	2	1	2	1			2	1		1	2								23	unclassifiable
metal manufacturing machine		1		2	2	1	1		1	1			1			1	1						1	1		14	metal manufacturing machine
hazards, harmful substances	1		2						1	1	1			1					1	3				1		12	hazards, harmful substances
electric equipment	1		2							1		1							1							6	electric equipment
engine	1			1				1																		3	engine
welding equipment	1	1																					1			3	welding equipment
power transmission mechanism											1															1	power transmission mechanism
pressure vessel		1																								1	pressure vessel
kiln, caldron											1															1	kiln, caldron
mobile silviculture machine																											mobile silviculture machine













lathe																								lathe
drill press, milling machine																								drill press, milling machine
power press																								power press
forging pressure hammer																								forging pressure hammer
centrifugal machine																								centrifugal machine
mixer, grinder																								mixer, grinder
injection molding machine																								injection molding machine
industrial robot																								industrial robot
felling machine																								felling machine
mobile logging machine																								mobile logging machine
skyline yarding machine																								skyline yarding machine
other mobile silviculture machine																								other mobile silviculture machine
derrick crane																								derrick crane
cargo lifting appliance																								cargo lifting appliance
gondola																								gondola
simple skyline yarding equipment																								simple skyline yarding equipment



total	97	121	133	150	146	149	129	130	136	156	131	132	162	144	145	150	141	178	172	158	187	175	214	159	3,595	total
-------	----	-----	-----	-----	-----	-----	-----	-----	-----	-----	-----	-----	-----	-----	-----	-----	-----	-----	-----	-----	-----	-----	-----	-----	-------	-------

Transition of workers' age groups of fatal and non-fatal accidents in 090209 other advertisement and mediator in Japan (1999-2022)

Age	1999	2000	2001	2002	2003	2004	2005	2006	2007	2008	2009	2010	2011	2012	2013	2014	2015	2016	2017	2018	2019	2020	2021	2022	total	Age
60 years old or more	15	24	15	19	18	20	15	16	23	20	24	23	35	40	20	37	34	44	35	56	47	55	44	47	726	60 years old or more
50-59	19	25	24	36	42	27	26	32	20	37	26	20	26	27	33	33	26	39	37	29	47	46	53	42	772	50-59
40-49	12	12	19	19	23	20	25	21	28	20	25	29	34	30	36	30	38	38	39	28	39	30	40	28	663	40-49
30-39	15	31	30	33	30	45	27	27	37	43	29	28	45	25	28	25	18	27	34	16	28	28	31	26	706	30-39
20-29	35	25	43	41	31	36	33	30	27	35	26	32	22	18	26	24	24	30	26	27	26	16	45	15	693	20-29
19 years old or less	1	4	2	2	2	1	3	4	1	1	1			4	2	1	1		1	2			1	1	35	19 years old or less
total	97	121	133	150	146	149	129	130	136	156	131	132	162	144	145	150	141	178	172	158	187	175	214	159	3,595	total

Transition of workers' number of workplace of fatal and non-fatal accidents in 090209 other advertisement and mediator in Japan (1999-2022)

Workers scale	1999	2000	2001	2002	2003	2004	2005	2006	2007	2008	2009	2010	2011	2012	2013	2014	2015	2016	2017	2018	2019	2020	2021	2022	total	Workers scale
10-29	19	34	35	39	27	37	35	43	33	33	27	36	46	41	43	42	44	48	49	41	56	45	51	52	956	10-29
9 workers or less	48	48	49	63	62	64	43	46	39	60	44	50	53	57	49	61	43	49	48	45	58	47	59	35	1,220	9 workers or less
100-299	8	11	16	8	12	11	12	7	19	18	15	14	16	11	19	6	15	23	12	23	28	36	34	23	397	100-299
50-99	7	11	10	10	14	11	9	9	19	10	18	12	13	16	13	12	11	18	19	15	14	19	35	19	344	50-99
300 workers or more	2	3	7	6	11	1	8	8	9	11	8	7	15	9	4	12	13	15	14	12	12	13	13	16	229	300 workers or more
30-49	13	14	16	24	20	25	22	17	17	24	19	13	19	10	17	17	15	25	30	22	19	15	22	14	449	30-49
total	97	121	133	150	146	149	129	130	136	156	131	132	162	144	145	150	141	178	172	158	187	175	214	159	3,595	total



Transition of occurred months of fatal and non-fatal accidents in 090209 other advertisement and mediator in Japan (1999-2022)

Month	1999	2000	2001	2002	2003	2004	2005	2006	2007	2008	2009	2010	2011	2012	2013	2014	2015	2016	2017	2018	2019	2020	2021	2022	total	Month
April	9	7	10	16	13	14	8	9	17	10	8	10	15	11	3	13	11	18	15	16	22	11	22	21	309	April
July	12	13	6	15	13	15	9	17	5	12	10	15	10	13	14	15	12	18	12	20	20	12	22	18	328	July
January	4	10	12	16	12	10	10	12	11	16	22	7	9	13	17	14	12	15	16	14	21	18	19	15	325	January
June	1	16	18	16	10	17	12	8	13	15	11	10	11	14	13	13	9	12	12	15	14	16	11	14	301	June
December	13	7	13	15	21	9	4	10	13	13	9	7	13	7	11	7	8	7	18	11	13	23	19	13	284	December
October	7	7	14	14	15	11	9	8	11	8	8	9	17	8	8	12	17	13	17	12	14	12	8	13	272	October
September	11	9	11	12	9	13	18	14	13	13	11	13	12	8	12	13	6	12	6	13	13	12	26	12	292	September
February	8	11	12	12	13	9	11	11	5	18	13	10	20	16	20	16	18	16	25	12	9	16	8	11	320	February
March	8	6	10	7	7	23	17	6	13	18	16	12	16	13	16	17	8	16	18	12	16	15	12	11	313	March
November	11	12	7	12	12	11	11	11	8	15	7	14	9	11	12	7	13	15	9	14	14	8	16	11	270	November
August	6	11	13	11	8	11	13	10	17	8	8	9	17	15	9	10	11	18	10	10	12	16	31	10	294	August
May	7	12	7	4	13	6	7	14	10	10	8	16	13	15	10	13	16	18	14	9	19	16	20	10	287	May
total	97	121	133	150	146	149	129	130	136	156	131	132	162	144	145	150	141	178	172	158	187	175	214	159	3,595	total

Transition of prefectures of fatal and non-fatal accidents in 090209 other advertisement and mediator in Japan (1999-2022)

Prefecture	1999	2000	2001	2002	2003	2004	2005	2006	2007	2008	2009	2010	2011	2012	2013	2014	2015	2016	2017	2018	2019	2020	2021	2022	total	Prefecture
Tokyo	19	19	23		8		22	24	18	34	26	24	32	27	26	31	31	37	32	27	36	24	29	22	571	Tokyo
Aichi	6	10	7		14		7	10	6	7	5	5	7	7	14	7	8	13	14	12	13	29	13	18	232	Aichi
Kanagawa	5	6	7		4		6	4	12	7	13	10	11	8	10	15	8	7	9	12	11	9	21	17	212	Kanagawa
Osaka	13	12	5		13		13	7	16	19	8	15	14	15	17	14	16	24	13	10	15	9	24	13	305	Osaka
Fukuoka	4	11	16		10		15	8	6	16	7	4	14	4	9	8	9	6	13	7	13	24	22	13	239	Fukuoka
Saitama	4	5	6		8		2	9	6	8	2	6	8	5	3	7	7	11	9	10	7	5	10	6	144	Saitama

Hiroshima	1	5	4		9		5	1	1	2	3	2	4	3	2	2	3	6	6	4	3	7	8	6	87	Hiroshima
Hokkaido	2	8	4		12		4	7	5	6	7	5	2	2	3	4	6	4	10	6	7	4	6	5	119	Hokkaido
Chiba	2	2	3		7		4	3	3	1		7	8	5	6	2	4	5	5	3	11	6	8	5	100	Chiba
Gifu		1	3					1	1	1	2	1	1	4	1	1	1	2	1	3	1	2		5	32	Gifu
Kagoshima		1	1		1			1		1	3		1	2	3	1		2	2	1		1	2	5	28	Kagoshima
Hyogo	3	6	1		5		3	7	4	3	5	3	7	7	8	10	2	8	3	6	3	7	5	4	110	Hyogo
Kyoto	2	3	3		6		6	4	3	6	1	11	7	4	6	3	5	5	3	5	5	8	4	4	104	Kyoto
Shiga	2		1		1		3	1	1		1	1		1	1	2	3	4		3	3		10	4	42	Shiga
Tochigi	2	2	3		3		1	1	2		3					2	3	1	2	1	2	3		4	35	Tochigi
Okinawa	4		1				2	2	4	1	5	2	1	2	1	1	2	3	3	7	2	1	4	2	50	Okinawa
Okayama	2	3	3		1		1	1	4	3	2	5	2	5		2		2	4	1	1		2	2	46	Okayama
Nara		2					2		4	2		2	1	2	3	2	1	1	3	1	3	3	2	2	36	Nara
Mie		1	3		3		1	2	1	1				1		3		3			2	1		2	24	Mie
Akita	1	1	1		1		2		1	3			1	1		1	3		1			1		2	20	Akita
Fukui					2		2			1	1	1		2	1	3	1			2		1		2	19	Fukui
Miyagi	2	1	7		1		1	2	3	3	1	2	8	8	5	8	3	7	5		1	2	2	1	73	Miyagi
Ibaraki	3	2					1	7	3	3	4	3	3	2		1	2	1	2	2	2	3	3	1	48	Ibaraki
Ehime	1				4		2	2	3	3		2	1	3	1	2	1	1	5	7	2	1	6	1	48	Ehime
Wakayama		1	4		5		1	4	2	1	2	2	1		1	1	1	1	4	4	3	1	3	1	43	Wakayama
Miyazaki	1	2	1		2		2	3	2	4	2	1	3	5		1	1	1		2	4	2	2	1	42	Miyazaki
Kumamoto	2	1	6					1	5	1	2	4	2	1		1	2	2	4	2		1	2	1	40	Kumamoto
Fukushima		1					2	3	1	1	1	2	3		3			2		4	3	3	2	1	32	Fukushima
Nagano	1		2		2		3	2	5	1	3	2				3	1	1			1		1	1	29	Nagano

Nagasaki	1		2		2				1	1	1		4	2	1		2	2		1	4	3	1	1	29	Nagasaki	
Ishikawa		1			2					1	2	1	1	1	1		1		1			2	1	1	16	Ishikawa	
Yamaguchi	1	1	1		1		2			2	1		1		1		2		1				1	1	16	Yamaguchi	
Kagawa	3	2	1						1				1	1	1	1	2		1	1				1	16	Kagawa	
Kochi			3		4			1			1							3	1	1				1	15	Kochi	
Aomori			1								2			2		1	1					1	1	1	1	11	Aomori
Tottori			1											2				1				3		2	1	10	Tottori
Yamanashi			1		2									1										1	5	Yamanashi	
Shizuoka	3	2	1		6		3	3	6	7	4	3	4	2	4	2	1	4	4	5	7	1	3		75	Shizuoka	
Niigata			4		3		3	4	1	3	4	1	1	3	1	1		1	1	1	2	6	3		43	Niigata	
Gunma	2	6	1		1		4	1	2		2	1	4	2	1	2	3	1	4	1	2		2		42	Gunma	
Oita					1		2			1	1	1	1	2	5	5	1	4	4	2	7	2	1		40	Oita	
Saga	2						1	1	1				1	1	1		1	1	1	1		1	2		15	Saga	
Toyama	2		1		1			1		2	1						1			1	1		3		14	Toyama	
Yamagata		1	1								1	3	1				2			1	1				11	Yamagata	
Shimane		2			1			2			1				2					1			2		11	Shimane	
Iwate							1				1			1	1						4	1			9	Iwate	
Tokushima	1								2				1					1	1		1		1		8	Tokushima	
total	97	121	133	150	146	149	129	130	136	156	131	132	162	144	145	150	141	178	172	158	187	175	214	159	3,595	total	

Data Source : <https://anzeninfo.mhlw.go.jp/user/anzen/tok/anst00.html> MHLW, Jaan

Return to [https://www.jisha.or.jp/english/statistics/202312\\_05.html](https://www.jisha.or.jp/english/statistics/202312_05.html)