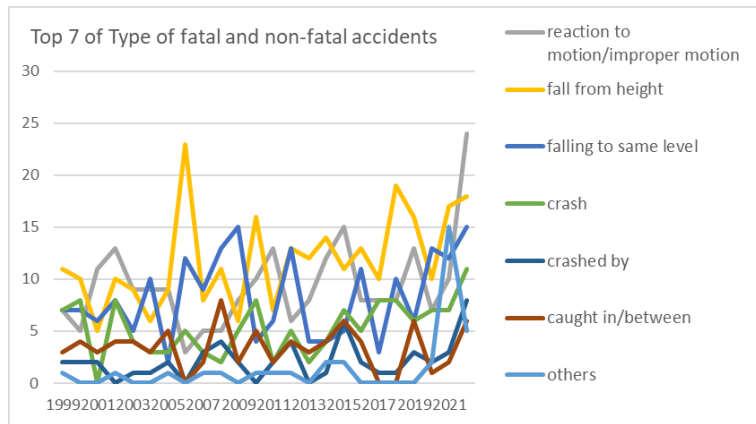
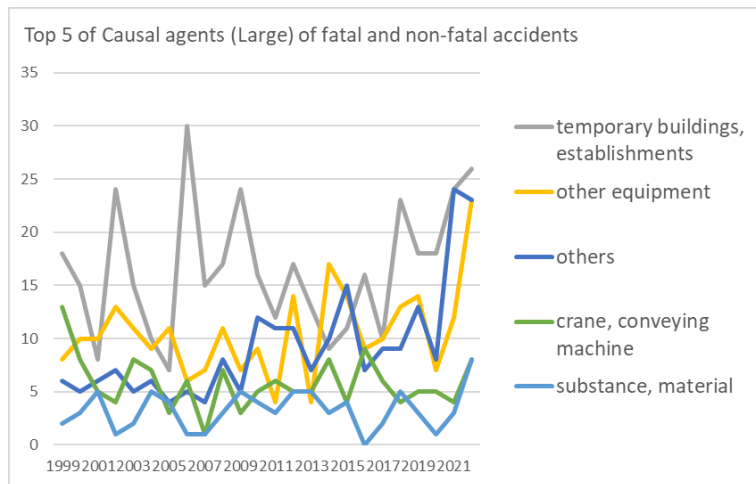


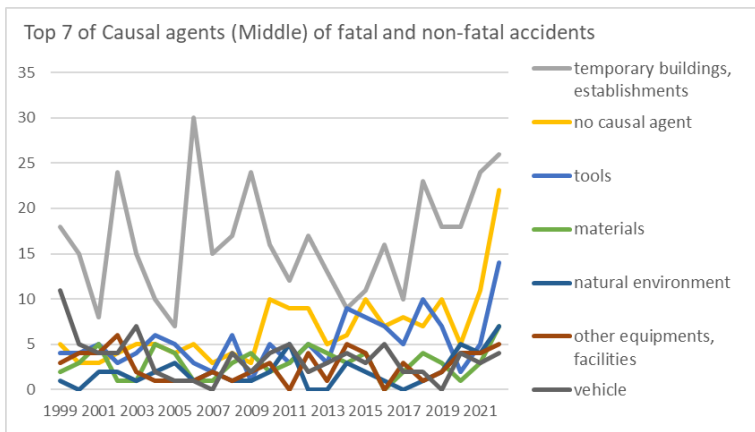
Transition of fatal and non-fatal accidents in 100109 other movie/play service in Japan (1999-2022)



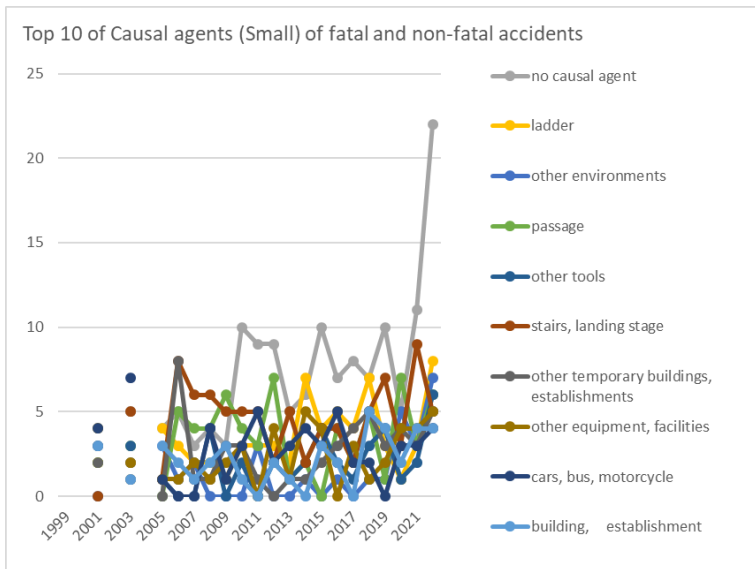
Transition of Top 7 of Type of fatal and non-fatal accidents in 100109 other movie/play service in Japan (1999-2022)



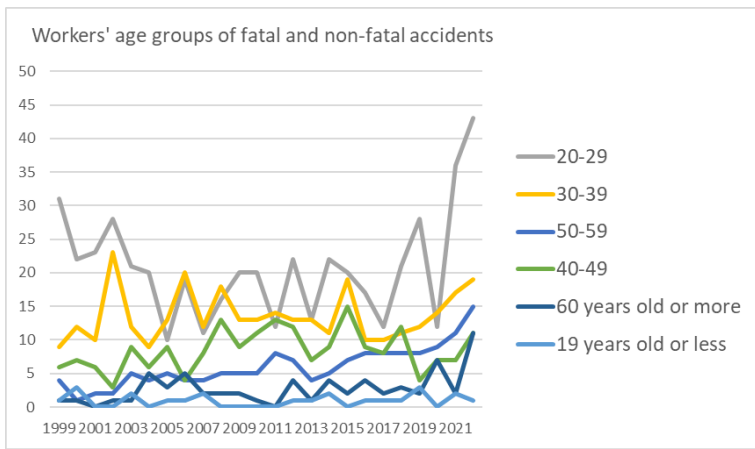
Transition of Top 5 of Causal agents (Large) of fatal and non-fatal accidents in 100109 other movie/play service in Japan (1999-2022)



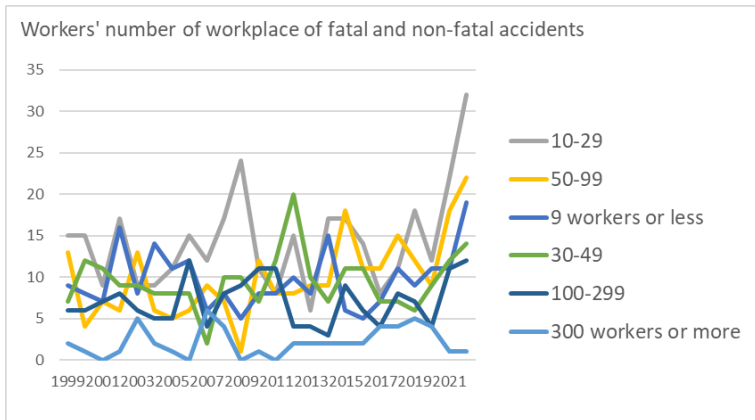
Transition of Top 7 of Causal agents (Middle) of fatal and non-fatal accidents in 100109 other movie/play service in Japan (1999-2022)



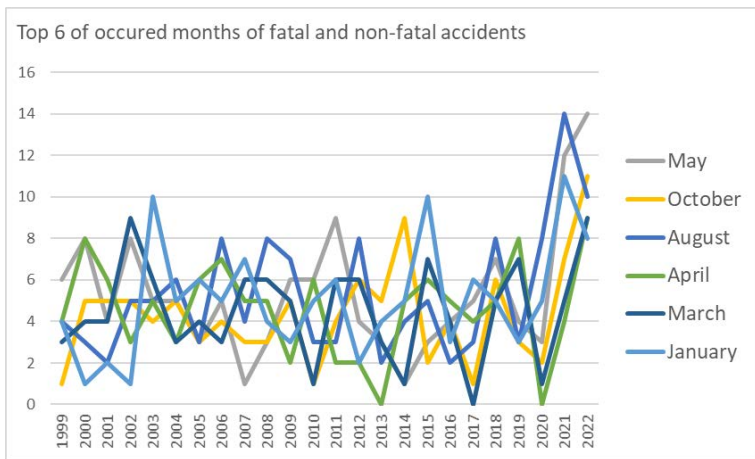
Transition of Top 10 of Causal agents (Small) of fatal and non-fatal accidents in 100109 other movie/play service in Japan (1999-2022)



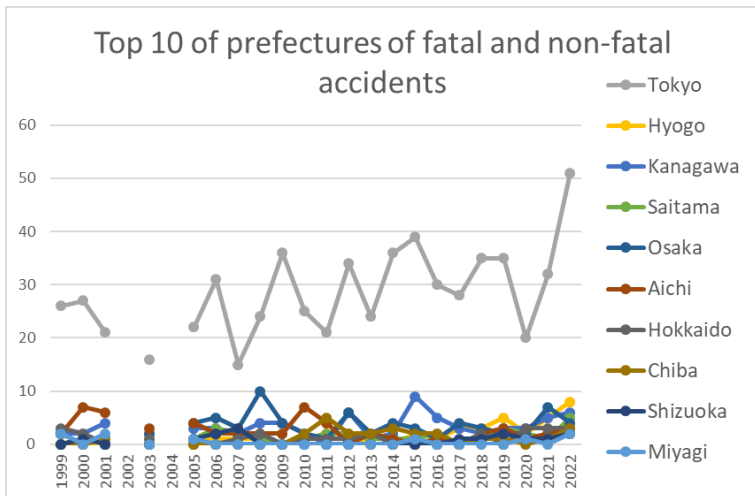
Transition of workers' age groups of fatal and non-fatal accidents in 100109 other movie/play service in Japan (1999-2022)



Transition of workers' number of workplace of fatal and non-fatal accidents in 100109 other movie/play service in Japan (1999-2022)



Transition of Top 6 of occurred months of fatal and non-fatal accidents in 100109 other movie/play service in Japan (1999-2022)



Transition of Top 10 of prefectures of fatal and non-fatal accidents in 100109 other movie/play service in Japan (1999-2022)

Transition of Type of fatal and non-fatal accidents in 100109 other movie/play service in Japan (1999-2022)

Type of accidents	1999	2000	2001	2002	2003	2004	2005	2006	2007	2008	2009	2010	2011	2012	2013	2014	2015	2016	2017	2018	2019	2020	2021	2022	total	Type of accidents
reaction to motion/improper motion	7	5	11	13	9	9	9	3	5	5	8	10	13	6	8	12	15	8	8	8	13	7	10	24	226	reaction to motion/improper motion

fall from height	11	10	5	10	9	6	9	23	8	11	6	16	7	13	12	14	11	13	10	19	16	10	17	18	284	fall from height
falling to same level	7	7	6	8	5	10	2	12	9	13	15	4	6	13	4	4	5	11	3	10	6	13	12	15	200	falling to same level
crash	7	8		8	4	3	3	5	3	2	5	8	2	5	2	4	7	5	8	8	6	7	7	11	128	crash
crashed by	2	2	2		1	1	2		3	4	2		2	4		1	6	2	1	1	3	2	3	8	52	crashed by
caught in/between	3	4	3	4	4	3	5		2	8	2	5	2	4	3	4	6	4			6	1	2	6	81	caught in/between
others	1			1			1		1	1		1	1	1		2	2					2	15	5	34	others
cut	2	4	3	1	4	4	2	2	4	3	3			4	1	2	3	2	3	4	2	3	1	4	61	cut
struck by flying or falling object	3	1	2	4	1	2	5	4	3	1	5		4	6	4	2	4		2	1	4	2	2	3	65	struck by flying or falling object
traffic accident (public road)	7	2	3	4	7	5		1		3	1	2	5		3	4	2	3	1	2		1	1	3	60	traffic accident (public road)
collapse	2	2	4	1	5	1	3	3	1	2	1	2	2	1	1	4	2	1	3	2	1	1	3	1	49	collapse
unclassifiable		1		1									2						1					1	6	unclassifiable
burst																							1	1	2	burst
contact to high/low-temperature			1	1	1					1	1			1	1				1	1			1		10	contact to high/low-temperature
explosion												2													2	explosion
injury to the sole of the foot			1																						1	injury to the sole of the foot
drown													1												1	drown
contact to harmful														1											1	contact to harmful



total	52	46	41	57	50	44	41	53	39	54	49	50	47	59	39	53	63	49	41	56	57	49	75	100	1,264	total
-------	----	----	----	----	----	----	----	----	----	----	----	----	----	----	----	----	----	----	----	----	----	----	----	-----	-------	-------

Transition of Causal agents (Middle) of fatal and non-fatal accidents in 100109 other movie/play service in Japan (1999-2022)

Causal (M) agents	1999	2000	2001	2002	2003	2004	2005	2006	2007	2008	2009	2010	2011	2012	2013	2014	2015	2016	2017	2018	2019	2020	2021	2022	total	Causal (M) agents
temporary buildings, establishments	18	15	8	24	15	10	7	30	15	17	24	16	12	17	13	9	11	16	10	23	18	18	24	26	396	temporary buildings, establishments
no causal agent	5	3	3	4	5	5	4	5	3	4	3	10	9	9	5	6	10	7	8	7	10	5	11	22	163	no causal agent
tools	4	4	5	3	4	6	5	3	2	6	1	5	3	5	3	9	8	7	5	10	7	2	5	14	126	tools
materials	2	3	5	1	1	5	4	1	1	3	4	2	3	5	4	3	4		2	4	3	1	3	7	71	materials
natural environment	1		2	2	1	2	3	1	2	1	1	2	5			3	2	1		1	2	5	4	7	48	natural environment
other equipments, facilities	3	4	4	6	2	1	1	1	2	1	2	3		4	1	5	4		3	1	2	4	4	5	63	other equipments, facilities
vehicle	11	5	4	4	7	2	1	1		4	2	4	5	2	3	4	3	5	2	2		4	3	4	82	vehicle
human power machine, tools	1	2	1	4	4	2	5	1	3	4	4	1	1	5		3	2	2	2	1	5	1	2	4	60	human power machine, tools
conveying machine	2	1			1	5	1	2	1	1	1	1	1	2	1	4	1	3	3	2	4	1	1	4	43	conveying machine
load	3	2	5	3	5	3	5	2	4	3	1	2	6	4	4	2	9	5	2		2	2	3	2	79	load
woodworking machine		3		1	1	1	2	1	3	3	2			3	1	1	3	1	1			2		2	31	woodworking machine





																										facilities
welding equipment																										welding equipment
kiln, caldron																										kiln, caldron
total	52	46	41	57	50	44	41	53	39	54	49	50	47	59	39	53	63	49	41	56	57	49	75	100	1,264	total

Transition of Causal agents (Small) of fatal and non-fatal accidents in 100109 other movie/play service in Japan (1999-2022)

Causal (S) agents	1999	2000	2001	2002	2003	2004	2005	2006	2007	2008	2009	2010	2011	2012	2013	2014	2015	2016	2017	2018	2019	2020	2021	2022	total	Causal (S) agents
no causal agent			3		5		4	5	3	4	3	10	9	9	5	6	10	7	8	7	10	5	11	22	146	no causal agent
ladder			2		1		4	3	2	2	1	3	3	3	2	7	4	5	4	7	3	1	3	8	68	ladder
other environments					1		3	1	2				3			1		1		1	1	5	3	7	29	other environments
passage			2		3			5	4	4	6	4	3	7	1	2		4	2	5	1	7	3	6	69	passage
other tools			3		3		1			4		2		2	1	2	4	2	1	3	4	1	2	6	41	other tools
stairs, landing stage					5		1	8	6	6	5	5	5	2	5	2	4	4	2	5	7	3	9	5	89	stairs, landing stage
other temporary buildings, establishments			2		2			8	1	1	3	3	1		1	1	2	3	4	5	3	4	3	5	52	other temporary buildings, establishments
other equipment, facilities			4		2		1	1	2	1	2	3		4	1	5	4		3	1	2	4	4	5	49	other equipment, facilities
cars, bus, motorcycle			4		7		1			4	1	3	5	2	3	4	3	5	2	2		3	3	4	56	cars, bus, motorcycle
building, establishment			3		1		3	2	1	2	3	1		2	1		3	2		5	4	2	4	4	43	building, establishment
truck					1		1	2	1	1		1	1	1	1	3	1	2	2	2	4	1	1	4	30	truck
metal material			1				2		1	1	1		2	3	3	1	3			1			1	4	24	metal material







hollow chisel mortiser, wood borer																								hollow chisel mortiser, wood borer
chamfering machine, router, woodworking milling machine																								chamfering machine, router, woodworking milling machine
leveling, transporting or loading machine																								leveling, transporting or loading machine
foundation work machine																								foundation work machine
hardening machine																								hardening machine
demolition machine																								demolition machine
other construction machines																								other construction machines
lathe																								lathe
drill press, milling machine																								drill press, milling machine
power press																								power press
forging pressure hammer																								forging pressure hammer
shearing machine																								shearing machine
other metal manufacturing																								other metal manufacturing





total	52	46	41	57	50	44	41	53	39	54	49	50	47	59	39	53	63	49	41	56	57	49	75	100	1,264	total
-------	----	----	----	----	----	----	----	----	----	----	----	----	----	----	----	----	----	----	----	----	----	----	----	-----	-------	-------

Transition of workers' age groups of fatal and non-fatal accidents in 100109 other movie/play service in Japan (1999-2022)

Age	1999	2000	2001	2002	2003	2004	2005	2006	2007	2008	2009	2010	2011	2012	2013	2014	2015	2016	2017	2018	2019	2020	2021	2022	total	Age
20-29	31	22	23	28	21	20	10	19	11	16	20	20	12	22	13	22	20	17	12	21	28	12	36	43	499	20-29
30-39	9	12	10	23	12	9	13	20	12	18	13	13	14	13	13	11	19	10	10	11	12	14	17	19	327	30-39
50-59	4	1	2	2	5	4	5	4	4	5	5	5	8	7	4	5	7	8	8	8	8	9	11	15	144	50-59
40-49	6	7	6	3	9	6	9	4	8	13	9	11	13	12	7	9	15	9	8	12	4	7	7	11	205	40-49
60 years old or more	1	1		1	1	5	3	5	2	2	2	1		4	1	4	2	4	2	3	2	7	2	11	66	60 years old or more
19 years old or less	1	3			2		1	1	2					1	1	2		1	1	1	3		2	1	23	19 years old or less
total	52	46	41	57	50	44	41	53	39	54	49	50	47	59	39	53	63	49	41	56	57	49	75	100	1,264	total

Transition of workers' number of workplace of fatal and non-fatal accidents in 100109 other movie/play service in Japan (1999-2022)

Workers scale	1999	2000	2001	2002	2003	2004	2005	2006	2007	2008	2009	2010	2011	2012	2013	2014	2015	2016	2017	2018	2019	2020	2021	2022	total	Workers scale
10-29	15	15	9	17	9	9	11	15	12	17	24	11	8	15	6	17	17	14	8	11	18	12	22	32	344	10-29
50-99	13	4	7	6	13	6	5	6	9	7	1	12	8	8	9	9	18	11	11	15	12	9	18	22	239	50-99
9 workers or less	9	8	7	16	8	14	11	12	6	8	5	8	8	10	8	15	6	5	7	11	9	11	11	19	232	9 workers or less
30-49	7	12	11	9	9	8	8	8	2	10	10	7	12	20	10	7	11	11	7	7	6	9	12	14	227	30-49
100-299	6	6	7	8	6	5	5	12	4	8	9	11	11	4	4	3	9	6	4	8	7	4	11	12	170	100-299
300 workers or more	2	1		1	5	2	1		6	4		1		2	2	2	2	2	4	4	5	4	1	1	52	300 workers or more
total	52	46	41	57	50	44	41	53	39	54	49	50	47	59	39	53	63	49	41	56	57	49	75	100	1,264	total



Transition of occurred months of fatal and non-fatal accidents in 100109 other movie/play service in Japan (1999-2022)

Month	1999	2000	2001	2002	2003	2004	2005	2006	2007	2008	2009	2010	2011	2012	2013	2014	2015	2016	2017	2018	2019	2020	2021	2022	total	Month
May	6	8	4	8	5	5	3	5	1	3	6	6	9	4	3	1	3	4	5	7	4	3	12	14	129	May
October	1	5	5	5	4	5	3	4	3	3	5	1	4	6	5	9	2	4	1	6	3	2	7	11	104	October
August	4	3	2	5	5	6	3	8	4	8	7	3	3	8	2	4	5	2	3	8	3	8	14	10	128	August
April	4	8	6	3	5	3	6	7	5	5	2	6	2	2		5	6	5	4	5	8		4	9	110	April
March	3	4	4	9	6	3	4	3	6	6	5	1	6	6	3	1	7	4		5	7	1	5	9	108	March
January	4	1	2	1	10	5	6	5	7	4	3	5	6	2	4	5	10	3	6	5	3	5	11	8	121	January
September	5	2	2	4	3	2	4	4	3	3	2	4	1	7	3	4	6	4	5	4	7	6	4	8	97	September
February	5	4	4	5	1	3	4	4	2	5	4	4	3		2	3	7	8	3	3	4	5	3	7	93	February
July	6		3	7	1	1	2	6	7	7	8	5	4	7	1	6	10	5	6	4	6	3	4	6	115	July
June	8	2	3	3	4	5	3	1		2	2	5	4	6	6	8	3	5	2	4	5	5	5	6	97	June
November	4	5	2	6	3	2	2	4		6	3	6	5	4	4	1	2	2	2	4	4	7	3	6	87	November
December	2	4	4	1	3	4	1	2	1	2	2	4		7	6	6	2	3	4	1	3	4	3	6	75	December
total	52	46	41	57	50	44	41	53	39	54	49	50	47	59	39	53	63	49	41	56	57	49	75	100	1,264	total

Transition of prefectures of fatal and non-fatal accidents in 100109 other movie/play service in Japan (1999-2022)

Prefecture	1999	2000	2001	2002	2003	2004	2005	2006	2007	2008	2009	2010	2011	2012	2013	2014	2015	2016	2017	2018	2019	2020	2021	2022	total	Prefecture
Tokyo	26	27	21		16		22	31	15	24	36	25	21	34	24	36	39	30	28	35	35	20	32	51	628	Tokyo
Hyogo					1		1	1	1	1		1	2	2			2	1	3	3	5	2	5	8	39	Hyogo
Kanagawa	2	2	4				3	3	2	4	4	2		6	1	2	9	5	3	2	3	3	5	6	71	Kanagawa
Saitama		1	1		2		1	3	2	1		1	2	2	1	1	1	2		1	3	2	1	5	33	Saitama
Osaka	2		1		2		4	5	3	10	4	2	1	6	2	4	3	1	4	3	2	2	7	4	72	Osaka
Aichi	2	7	6		3		4	2	2	2	2	7	4		2	1		1		2	3	1	2	3	56	Aichi

Hokkaido	3	2			1				1	2		1	1	1	2				2		3	3	3	25	Hokkaido		
Chiba			1									2	5	2	2	3	2	2		1	1		1	3	25	Chiba	
Shizuoka		1					1	2	3										1	1	2	1	1	2	15	Shizuoka	
Miyagi	2		2				1										1					1		2	9	Miyagi	
Ibaraki																							1	2	2	5	Ibaraki
Wakayama																							1		2	3	Wakayama
Fukuoka	1	1	2		5		1	1	1	1	2	2			1	1	3	3		2	1	1	4	1	34	Fukuoka	
Tochigi					4		1			1		3	3										2	1	1	16	Tochigi
Ishikawa	8		1																						1	10	Ishikawa
Niigata	1				6								1												1	9	Niigata
Miyazaki								1		1			1										1		1	5	Miyazaki
Yamanashi									1			1											1		1	4	Yamanashi
Nara																							1		1	2	Nara
Fukui																									1	1	Fukui
Tokushima																									1	1	Tokushima
Kyoto	1	2			5				2	2			1	3	1	4		2		2			2		27	Kyoto	
Mie		1					1							1										6		9	Mie
Oita					1				1	1					2			1				1	1			8	Oita
Okinawa		1	1		1			1				1									1		2			8	Okinawa
Hiroshima									2	1			1				1			1	1					7	Hiroshima
Akita	1				1		1		1			1	1													6	Akita
Nagano	2				1				2																	5	Nagano
Shiga										1			2										1			4	Shiga

Nagasaki		1			1			1						1												4	Nagasaki		
Iwate	1									1										1							3	Iwate	
Fukushima																			2			1					3	Fukushima	
Ehime								1						1								1					3	Ehime	
Kumamoto										1															2		3	Kumamoto	
Gunma								1									1										2	Gunma	
Okayama											1	1															2	Okayama	
Aomori																	1										1	Aomori	
Yamagata			1																								1	Yamagata	
Gifu													1														1	Gifu	
Kagawa																		1									1	Kagawa	
Kochi																	1										1	Kochi	
Kagoshima																1											1	Kagoshima	
Toyama																													Toyama
Tottori																													Tottori
Shimane																													Shimane
Yamaguchi																													Yamaguchi
Saga																													Saga
total	52	46	41	57	50	44	41	53	39	54	49	50	47	59	39	53	63	49	41	56	57	49	75	100	1,264	total			

Data Source : <https://anzeninfo.mhlw.go.jp/user/anzen/tok/anst00.html> MHLW, Jaan

Return to [https://www.jisha.or.jp/english/statistics/202312\\_05.html](https://www.jisha.or.jp/english/statistics/202312_05.html)