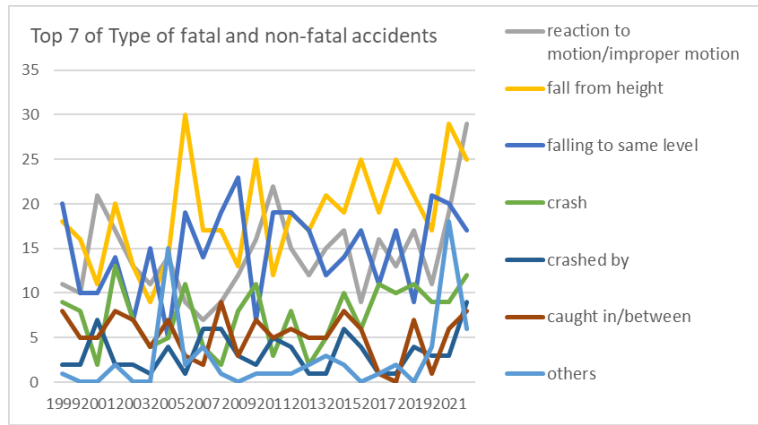
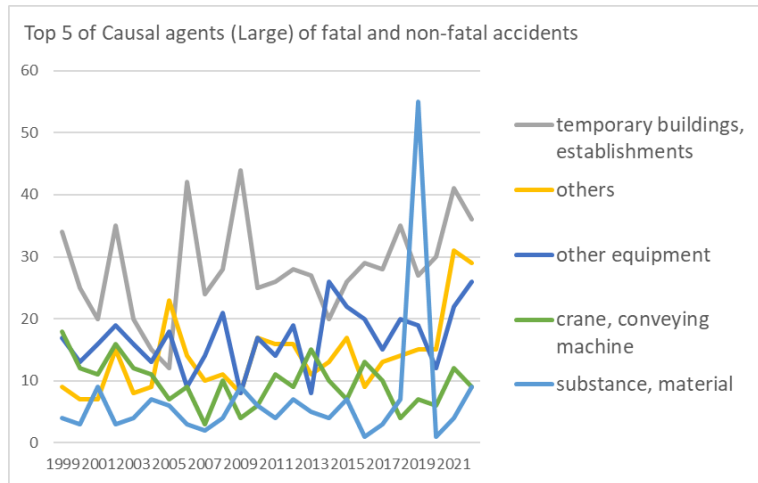


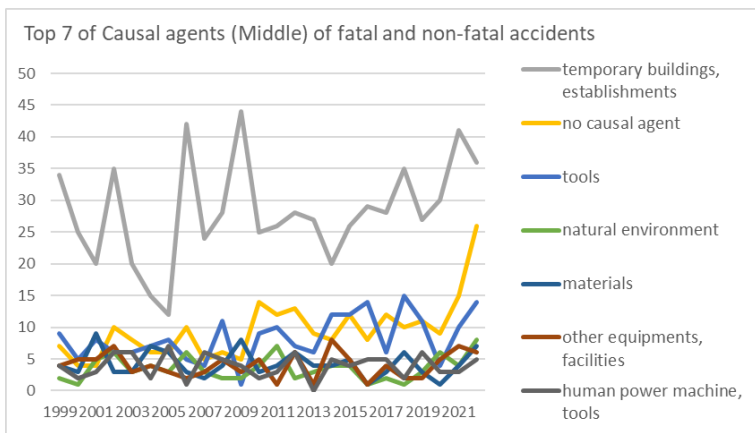
Transition of fatal and non-fatal accidents in 1001 movie/play service in Japan (1999-2022)



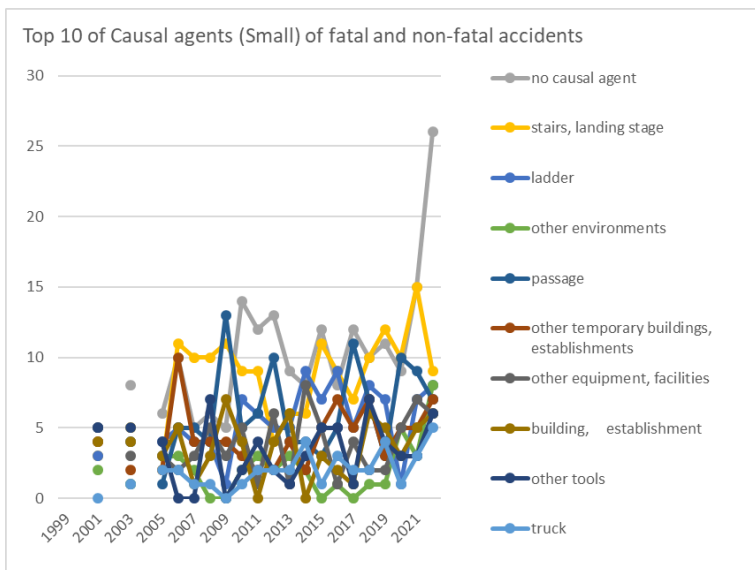
Transition of Top 7 of Type of fatal and non-fatal accidents in 1001 movie/play service in Japan (1999-2022)



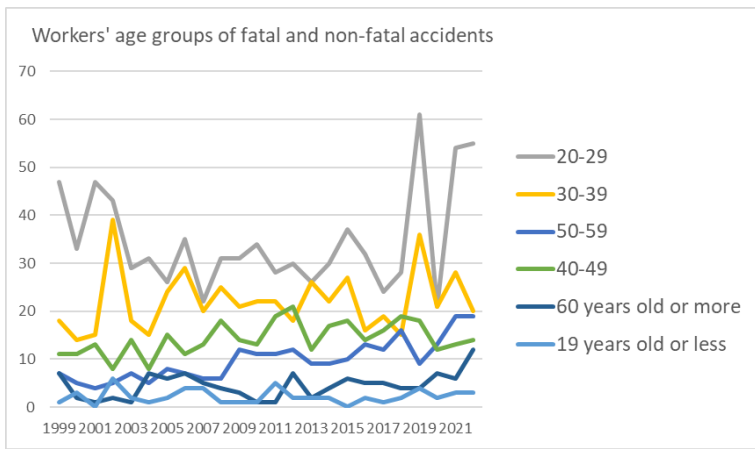
Transition of Top 5 of Causal agents (Large) of fatal and non-fatal accidents in 1001 movie/play service in Japan (1999-2022)



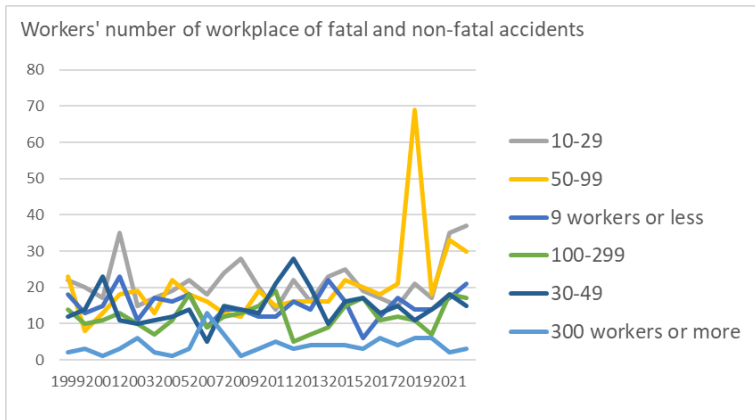
Transition of Top 7 of Causal agents (Middle) of fatal and non-fatal accidents in 1001 movie/play service in Japan (1999-2022)



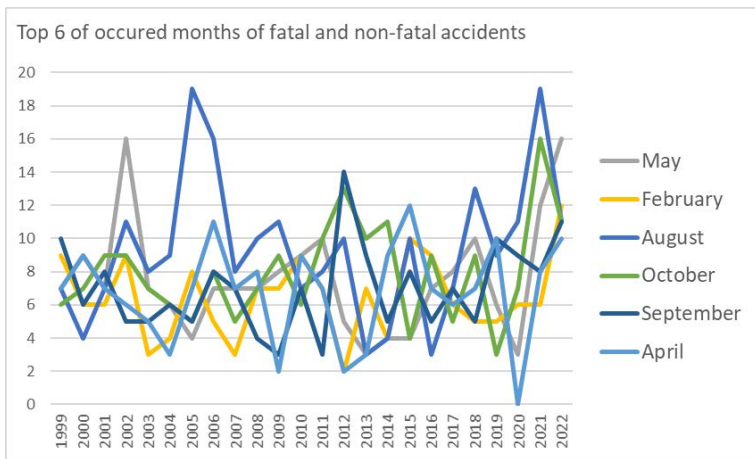
Transition of Top 10 of Causal agents (Small) of fatal and non-fatal accidents in 1001 movie/play service in Japan (1999-2022)



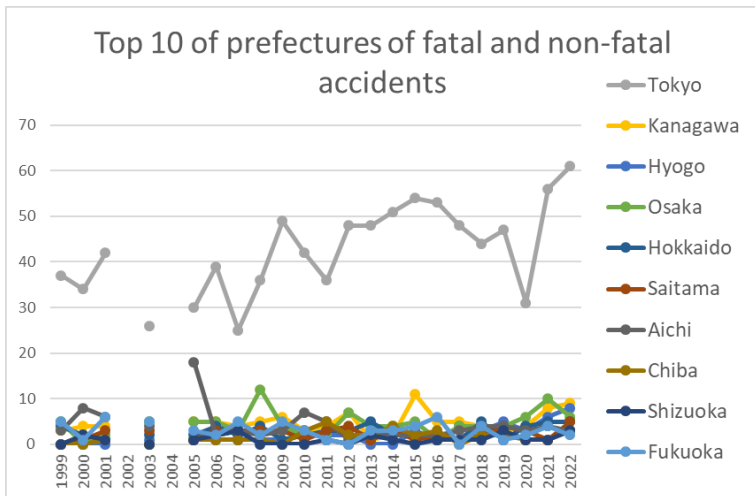
Transition of workers' age groups of fatal and non-fatal accidents in 1001 movie/play service in Japan (1999-2022)



Transition of workers' number of workplace of fatal and non-fatal accidents in 1001 movie/play service in Japan (1999-2022)



Transition of Top 6 of occurred months of fatal and non-fatal accidents in 1001 movie/play service in Japan (1999-2022)



Transition of Top 10 of prefectures of fatal and non-fatal accidents in 1001 movie/play service in Japan (1999-2022)

Transition of Type of fatal and non-fatal accidents in 1001 movie/play service in Japan (1999-2022)

Type of accidents	1999	2000	2001	2002	2003	2004	2005	2006	2007	2008	2009	2010	2011	2012	2013	2014	2015	2016	2017	2018	2019	2020	2021	2022	total	Type of accidents
reaction to motion/improper motion	11	10	21	17	13	11	14	9	7	9	12	16	22	15	12	15	17	9	16	13	17	11	19	29	345	reaction to motion/improper motion



drown	1												1													2	drown
contact to harmful substance												1	1													2	contact to harmful substance
electric shock																											electric shock
total	91	68	80	103	71	67	81	93	70	85	82	82	86	90	77	84	98	82	77	84	132	76	123	123	2,105	total	

Transition of Causal agents (Large) of fatal and non-fatal accidents in 1001 movie/play service in Japan (1999-2022)

Causal (L) agents	1999	2000	2001	2002	2003	2004	2005	2006	2007	2008	2009	2010	2011	2012	2013	2014	2015	2016	2017	2018	2019	2020	2021	2022	total	Causal (L) agents
temporary buildings, establishments	34	25	20	35	20	15	12	42	24	28	44	25	26	28	27	20	26	29	28	35	27	30	41	36	677	temporary buildings, establishments
others	9	7	7	15	8	9	23	14	10	11	8	17	16	16	11	13	17	9	13	14	15	15	31	29	337	others
other equipment	17	13	16	19	16	13	18	9	14	21	8	17	14	19	8	26	22	20	15	20	19	12	22	26	404	other equipment
crane, conveying machine	18	12	11	16	12	11	7	9	3	10	4	6	11	9	15	10	7	13	10	4	7	6	12	9	232	crane, conveying machine
substance, material	4	3	9	3	4	7	6	3	2	4	9	6	4	7	5	4	7	1	3	7	55	1	4	9	167	substance, material
environment	2	1	5	6	3	4	3	6	3	2	2	4	7	2	3	4	4	1	2	1	3	6	4	8	86	environment
load	5	2	9	3	5	4	7	7	6	4	3	5	7	6	6	4	9	6	2	1	6	3	7	3	120	load
machine	2	5	3	6	3	4	5	3	8	5	4	2	1	3	2	3	6	3	4	2		3	2	3	82	machine
total	91	68	80	103	71	67	81	93	70	85	82	82	86	90	77	84	98	82	77	84	132	76	123	123	2,105	total



hazards, harmful substances				1						1	3		1	1		2			1	52			2	64	harmful substances	
woodworking machine		3	1	2	1	2	2	2	5	4	3	1		3	1	3	3	1	2	1		2	1	2	45	woodworking machine
general machine	1		2	3	2	2	2	1	2	1	1	1	1		1		2	1	2	1			1	1	28	general machine
pressure vessel												1				1	1						1	1	5	pressure vessel
crane		2	1				1	3		2			1	1	1			1	1		1				15	crane
unclassifiable	2	2		1					1		1		1			1									9	unclassifiable
electric equipment		1			1			1	1						1					1			1		7	electric equipment
construction machine				1			1		1								1								4	construction machine
metal manufacturing machine	1	1																			1				3	metal manufacturing machine
power transmission mechanism		1														1									2	power transmission mechanism
engine																										engine
mobile silviculture machine																										mobile silviculture machine
chemical facilities																										chemical facilities



welding equipment																											welding equipment	
kiln, caldron																												kiln, caldron
total	91	68	80	103	71	67	81	93	70	85	82	82	86	90	77	84	98	82	77	84	132	76	123	123	2,105	total		

Transition of Causal agents (Small) of fatal and non-fatal accidents in 1001 movie/play service in Japan (1999-2022)

Causal (S) agents	1999	2000	2001	2002	2003	2004	2005	2006	2007	2008	2009	2010	2011	2012	2013	2014	2015	2016	2017	2018	2019	2020	2021	2022	total	Causal (S) agents
no causal agent			4		8		6	10	5	6	5	14	12	13	9	8	12	8	12	10	11	9	15	26	203	no causal agent
stairs, landing stage			3		5		2	11	10	10	11	9	9	4	6	6	11	9	7	10	12	10	15	9	169	stairs, landing stage
ladder			3		1		4	5	4	4	1	7	6	5	5	9	7	9	5	8	7	1	7	8	106	ladder
other environments			2		1		3	3	2			2	3	2	3	2		1		1	1	5	3	8	42	other environments
passage			5		4		1	5	5	4	13	5	6	10	4	4	3	5	11	7	3	10	9	7	121	passage
other temporary buildings, establishments			4		2		2	10	4	4	4	3	2	2	4	2	5	7	5	7	3	5	5	7	87	other temporary buildings, establishments
other equipment, facilities			5		3		3	2	3	5	3	5	1	6	1	8	5	1	4	2	2	5	7	6	77	other equipment, facilities
building, establishment			4		4		3	5	1	3	7	4		4	6		3	2	1	6	5	3	5	6	72	building, establishment
other tools			5		5		4			7		2	4	2	1	3	5	5	1	7	4	3	3	6	67	other tools
truck					1		2	2	1	1		1	2	2	2	4	1	3	2	2	4	1	3	5	39	truck
cars, bus, motorcycle			8		10		4	2	2	7	2	4	7	4	12	5	6	8	5	2	2	4	7	4	105	cars, bus, motorcycle
metal material			3		1		2		1	2	3	1	2	3	3	2	4			1			1	4	33	metal material

other causal agent			3				17	4	4	5	2	3	3	3	2	4	5	1	1	4	4	6	16	3	90	other causal agent
load			8		4		5	6	5	4	3	3	4	5	5	3	7	3	2	1	4	3	7	3	85	load
working platform, boot board			3		4		1	7	3	3	6	2	9	5	3	4	3	5	2	3	2	2	2	3	72	working platform, boot board
other materials			3				3	1	1		3			1	1					4	2	1	1	3	24	other materials
human power cranes			1																				1	3	5	human power cranes
hand tool			2		3		4	1	2	1				1		2	1		1	1	1	1		2	23	hand tool
opening					1			1		1				1	1				1	1			2	2	11	opening
other hazards, harmful substances					1									1			1							2	5	other hazards, harmful substances
circular sawing machine			1				2	1	4	2	3	1		2	1	2	2	1	2	1		2	1	1	29	circular sawing machine
scaffolding			1				3	2	1	1	2	1		1	2	2	1	1	1	1	2		3	1	26	scaffolding
other general power machines			2				2					1					1		2	1			1	1	11	other general power machines
roof, beam, haze, crossbeam, principal rafter										1		2	1	1		1	1	2						1	10	roof, beam, haze, crossbeam, principal rafter
other pressure vessels												1					1	1					1	1	5	other pressure vessels
wood planer machine					1			1						1										1	4	wood planer machine
inflammable substance															1					1	52				54	inflammable substance





mobile crane													1											1	mobile crane	
railway vehicle								1																	1	railway vehicle
harmful substance													1												1	harmful substance
abnormal environment																									1	abnormal environment
engine																										engine
hollow chisel mortiser, wood borer																										hollow chisel mortiser, wood borer
leveling, transporting or loading machine																										leveling, transporting or loading machine
foundation work machine																										foundation work machine
hardening machine																										hardening machine
demolition machine																										demolition machine
other construction machines																										other construction machines
lathe																										lathe
drill press, milling machine																										drill press, milling machine
power press																										power press
forging pressure hammer																										forging pressure hammer





total	91	68	80	103	71	67	81	93	70	85	82	82	86	90	77	84	98	82	77	84	132	76	123	123	2,105	total
-------	----	----	----	-----	----	----	----	----	----	----	----	----	----	----	----	----	----	----	----	----	-----	----	-----	-----	-------	-------

Transition of workers' age groups of fatal and non-fatal accidents in 1001 movie/play service in Japan (1999-2022)

Age	1999	2000	2001	2002	2003	2004	2005	2006	2007	2008	2009	2010	2011	2012	2013	2014	2015	2016	2017	2018	2019	2020	2021	2022	total	Age
20-29	47	33	47	43	29	31	26	35	22	31	31	34	28	30	26	30	37	32	24	28	61	21	54	55	835	20-29
30-39	18	14	15	39	18	15	24	29	20	25	21	22	22	18	26	22	27	16	19	15	36	21	28	20	530	30-39
50-59	7	5	4	5	7	5	8	7	6	6	12	11	11	12	9	9	10	13	12	16	9	13	19	19	235	50-59
40-49	11	11	13	8	14	8	15	11	13	18	14	13	19	21	12	17	18	14	16	19	18	12	13	14	342	40-49
60 years old or more	7	2	1	2	1	7	6	7	5	4	3	1	1	7	2	4	6	5	5	4	4	7	6	12	109	60 years old or more
19 years old or less	1	3		6	2	1	2	4	4	1	1	1	5	2	2	2		2	1	2	4	2	3	3	54	19 years old or less
total	91	68	80	103	71	67	81	93	70	85	82	82	86	90	77	84	98	82	77	84	132	76	123	123	2,105	total

Transition of workers' number of workplace of fatal and non-fatal accidents in 1001 movie/play service in Japan (1999-2022)

Workers scale	1999	2000	2001	2002	2003	2004	2005	2006	2007	2008	2009	2010	2011	2012	2013	2014	2015	2016	2017	2018	2019	2020	2021	2022	total	Workers scale
10-29	22	20	17	35	15	17	19	22	18	24	28	20	14	22	16	23	25	19	17	15	21	17	35	37	518	10-29
50-99	23	8	13	18	19	13	22	18	16	13	12	19	15	16	16	16	22	20	18	21	69	18	33	30	488	50-99
9 workers or less	18	13	15	23	11	17	16	18	9	14	14	12	12	16	14	22	16	6	12	17	14	14	17	21	361	9 workers or less
100-299	14	10	11	13	10	7	11	18	9	12	13	15	19	5	7	9	15	17	11	12	11	7	18	17	291	100-299
30-49	12	14	23	11	10	11	12	14	5	15	14	13	21	28	20	10	16	17	13	15	11	14	18	15	352	30-49
300 workers or more	2	3	1	3	6	2	1	3	13	7	1	3	5	3	4	4	4	3	6	4	6	6	2	3	95	300 workers or more
total	91	68	80	103	71	67	81	93	70	85	82	82	86	90	77	84	98	82	77	84	132	76	123	123	2,105	total



Transition of occurred months of fatal and non-fatal accidents in 1001 movie/play service in Japan (1999-2022)

Month	1999	2000	2001	2002	2003	2004	2005	2006	2007	2008	2009	2010	2011	2012	2013	2014	2015	2016	2017	2018	2019	2020	2021	2022	total	Month
May	7	9	7	16	7	6	4	7	7	7	8	9	10	5	3	4	4	7	8	10	6	3	12	16	182	May
February	9	6	6	9	3	4	8	5	3	7	7	9	7	2	7	4	10	9	6	5	5	6	6	12	155	February
August	7	4	7	11	8	9	19	16	8	10	11	7	8	10	3	4	10	3	7	13	9	11	19	11	225	August
October	6	7	9	9	7	6	5	8	5	7	9	6	10	13	10	11	4	9	5	9	3	7	16	11	192	October
September	10	6	8	5	5	6	5	8	7	4	3	7	3	14	9	5	8	5	7	5	10	9	8	11	168	September
April	7	9	7	6	5	3	7	11	7	8	2	9	7	2	3	9	12	7	6	7	10		8	10	162	April
December	7	5	7	2	5	8	3	5	2	2	4	5	4	9	8	11	2	6	9	3	3	5	7	10	132	December
January	5	5	4	2	10	8	10	10	8	6	3	7	8	3	7	7	15	6	10	7	3	7	14	9	174	January
March	6	4	8	16	7	4	6	7	8	8	11	3	9	8	8	4	11	4	1	6	9	4	9	9	170	March
July	8	2	6	13	2	3	5	8	10	12	15	8	10	7	3	11	11	9	9	6	62	5	9	8	242	July
June	13	3	7	7	6	7	5	4	2	5	5	5	5	9	11	9	8	10	4	8	7	8	8	8	164	June
November	6	8	4	7	6	3	4	4	3	9	4	7	5	8	5	5	3	7	5	5	5	11	7	8	139	November
total	91	68	80	103	71	67	81	93	70	85	82	82	86	90	77	84	98	82	77	84	132	76	123	123	2,105	total

Transition of prefectures of fatal and non-fatal accidents in 1001 movie/play service in Japan (1999-2022)

Prefecture	1999	2000	2001	2002	2003	2004	2005	2006	2007	2008	2009	2010	2011	2012	2013	2014	2015	2016	2017	2018	2019	2020	2021	2022	total	Prefecture
Tokyo	37	34	42		26		30	39	25	36	49	42	36	48	48	51	54	53	48	44	47	31	56	61	937	Tokyo
Kanagawa	3	4	4				5	5	4	5	6	3	4	7	1	2	11	5	5	4	3	4	8	9	102	Kanagawa
Hyogo					1		1	1	1	1	1	2	2	2			3	1	4	3	5	3	6	8	45	Hyogo
Osaka	5		2		5		5	5	3	12	4	2	2	7	4	4	5	1	4	4	4	6	10	6	100	Osaka
Hokkaido	4	2	1		2		2	4	2	4	1	2	3	3	5	2	2	1	1	5	1	4	5	5	61	Hokkaido
Saitama		1	3		3		1	3	3	3	3	1	3	4	1	3	1	2	1	2	4	3	1	5	51	Saitama



Akita	1				1		1		1			1	1										1		9	Akita		
Fukushima								1			1								3				2			7	Fukushima	
Shiga								1		1	1		2										1	1		7	Shiga	
Nagasaki		1			1			1				1		1	1									1		7	Nagasaki	
Ehime								1						1					2	1			1			6	Ehime	
Gunma								1									1		1			1		1		5	Gunma	
Aomori										1						2								1		4	Aomori	
Iwate	1									1										1				1		4	Iwate	
Okayama											1	1			2											4	Okayama	
Kagawa																	2								2		4	Kagawa
Saga									1		1					1									1		4	Saga
Yamagata			1					1								1											3	Yamagata
Kagoshima													1	1	1												3	Kagoshima
Shimane											1					1											2	Shimane
Yamaguchi	1	1																									2	Yamaguchi
Kochi														1		1											2	Kochi
Toyama								1																			1	Toyama
Tottori																												Tottori
total	91	68	80	103	71	67	81	93	70	85	82	82	86	90	77	84	98	82	77	84	132	76	123	123	2,105	total		

Data Source : <https://anzeninfo.mhlw.go.jp/user/anzen/tok/anst00.html> MHLW, Jaan

Return to [https://www.jisha.or.jp/english/statistics/202312\\_05.html](https://www.jisha.or.jp/english/statistics/202312_05.html)