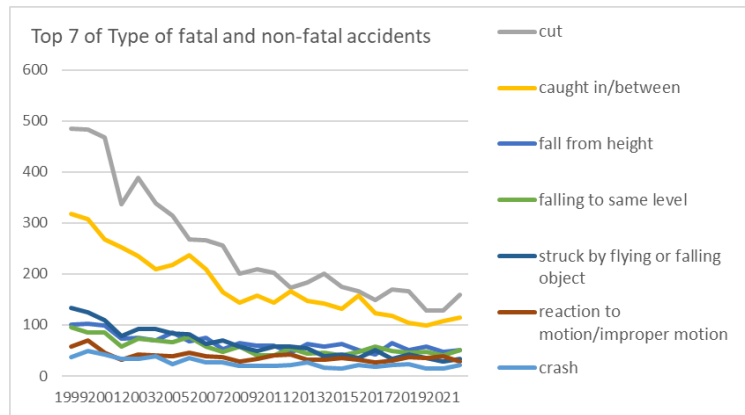
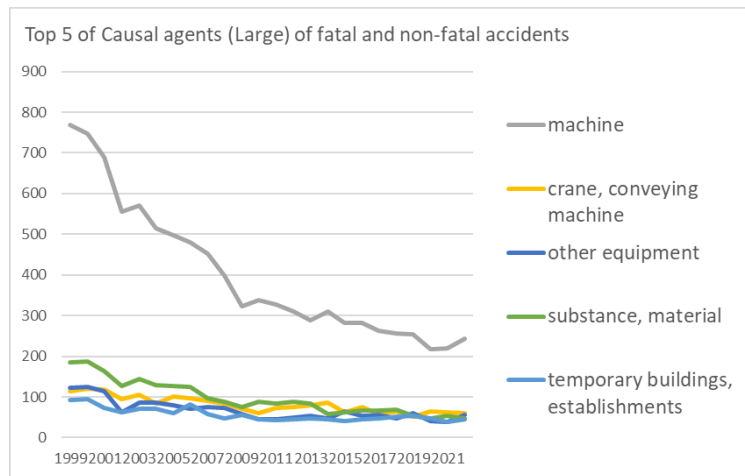


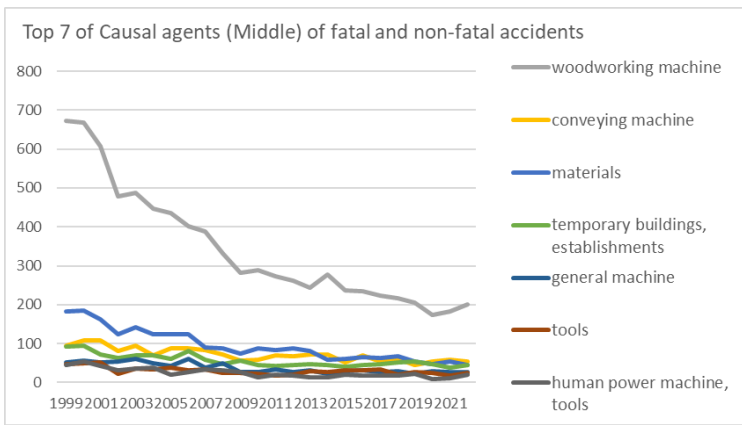
Transition of fatal and non-fatal accidents in 010409 other lumber and wood products in Japan (1999-2022)



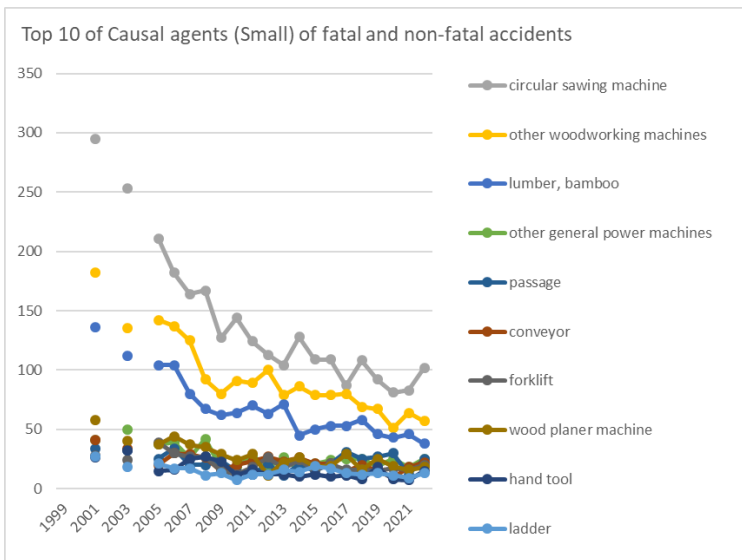
Transition of Top 7 of Type of fatal and non-fatal accidents in 010409 other lumber and wood products in Japan (1999-2022)



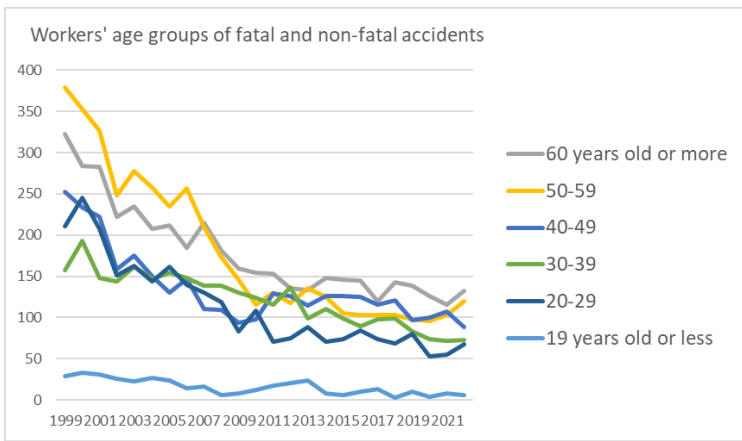
Transition of Top 5 of Causal agents (Large) of fatal and non-fatal accidents in 010409 other lumber and wood products in Japan (1999-2022)



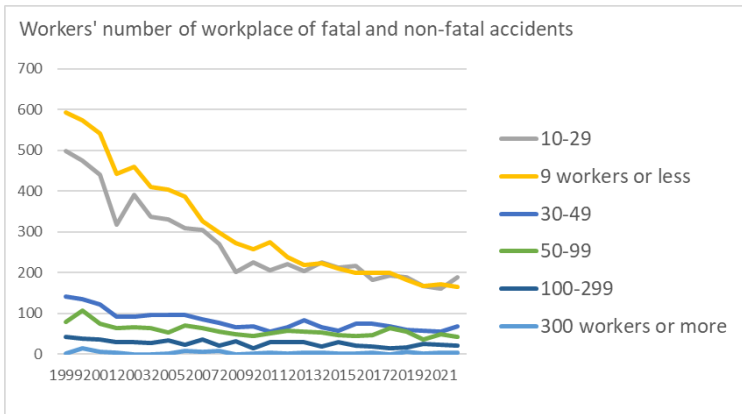
Transition of Top 7 of Causal agents (Middle) of fatal and non-fatal accidents in 010409 other lumber and wood products in Japan (1999-2022)



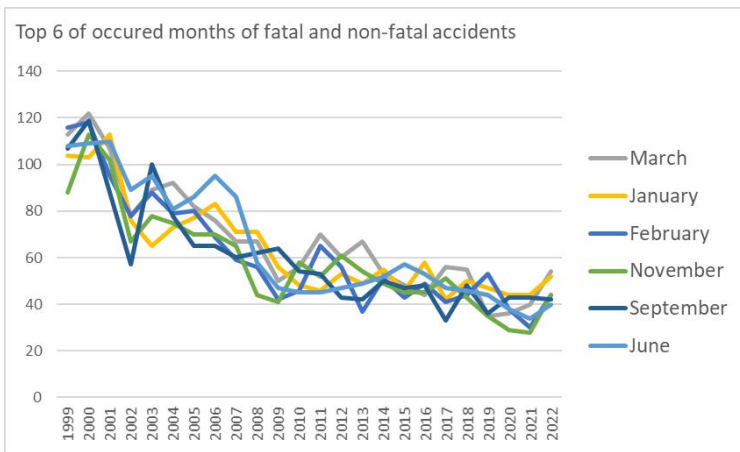
Transition of Top 10 of Causal agents (Small) of fatal and non-fatal accidents in 010409 other lumber and wood products in Japan (1999-2022)



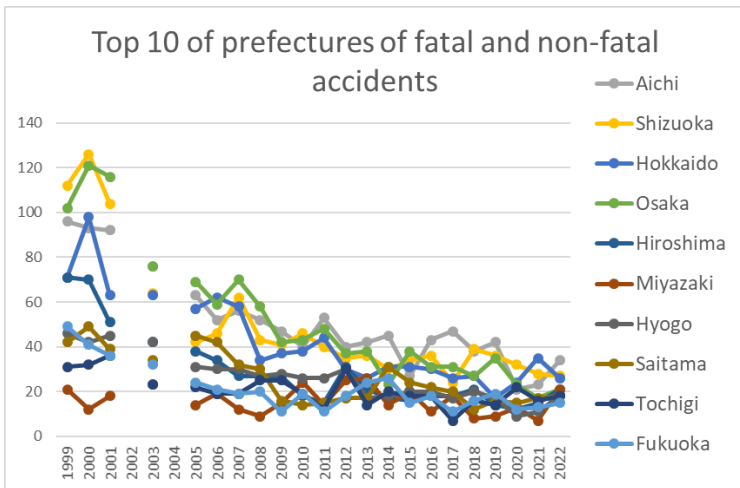
Transition of workers' age groups of fatal and non-fatal accidents in 010409 other lumber and wood products in Japan (1999-2022)



Transition of workers' number of workplace of fatal and non-fatal accidents in 010409 other lumber and wood products in Japan (1999-2022)



Transition of Top 6 of occurred months of fatal and non-fatal accidents in 010409 other lumber and wood products in Japan (1999-2022)



Transition of Top 10 of prefectures of fatal and non-fatal accidents in 010409 other lumber and wood products in Japan (1999-2022)

Transition of Type of fatal and non-fatal accidents in 010409 other lumber and wood products in Japan (1999-2022)

Type of accidents	1999	2000	2001	2002	2003	2004	2005	2006	2007	2008	2009	2010	2011	2012	2013	2014	2015	2016	2017	2018	2019	2020	2021	2022	total	Type of accidents
cut	485	484	467	336	388	338	314	268	267	256	200	210	202	173	183	201	175	167	149	170	166	129	129	159	6,016	cut
caught in/between	318	308	268	252	236	209	218	237	210	165	144	157	144	166	147	142	131	157	123	118	104	99	108	114	4,275	caught in/between
fall from height	100	102	99	74	75	70	86	68	75	53	64	59	59	45	62	57	62	51	43	64	51	57	48	50	1,574	fall from height

traffic accident (others)	1										1					1																		4	traffic accident (others)	
drown													2																					2	drown	
fire										1																									2	fire
total	1,351	1,342	1,219	949	1,035	933	917	891	819	727	620	611	615	610	592	588	556	556	523	537	507	453	460	486	17,897	total										

Transition of Causal agents (Large) of fatal and non-fatal accidents in 010409 other lumber and wood products in Japan (1999-2022)

Causal (L) agents	1999	2000	2001	2002	2003	2004	2005	2006	2007	2008	2009	2010	2011	2012	2013	2014	2015	2016	2017	2018	2019	2020	2021	2022	total	Causal (L) agents
machine	768	748	690	555	570	514	497	480	452	399	324	338	328	310	288	311	283	283	263	257	253	218	220	243	9,592	machine
crane, conveying machine	114	120	119	94	105	84	102	97	91	83	70	60	74	75	80	85	63	75	58	64	51	64	62	61	1,951	crane, conveying machine
other equipment	122	124	113	63	87	85	79	70	76	72	57	46	45	49	53	48	65	53	56	48	60	40	38	56	1,605	other equipment
substance, material	185	188	163	126	145	130	126	125	96	89	75	89	84	89	84	59	63	66	66	69	54	47	54	47	2,319	substance, material
temporary buildings, establishments	92	94	73	63	71	71	61	82	59	47	56	46	43	45	48	45	41	46	47	52	53	47	39	45	1,366	temporary buildings, establishments
others	26	28	27	11	17	14	17	17	19	13	18	15	20	17	15	15	18	13	11	19	15	13	22	13	413	others
load	30	31	24	27	28	24	21	14	18	15	18	12	9	19	17	15	17	9	11	11	13	13	15	11	422	load
environment	14	9	10	10	12	11	14	6	8	9	2	5	12	6	7	10	6	11	11	17	8	11	10	10	229	environment
total	1,351	1,342	1,219	949	1,035	933	917	891	819	727	620	611	615	610	592	588	556	556	523	537	507	453	460	486	17,897	total

Transition of Causal agents (Middle) of fatal and non-fatal accidents in 010409 other lumber and wood products in Japan (1999-2022)

Causal (M) agents	1999	2000	2001	2002	2003	2004	2005	2006	2007	2008	2009	2010	2011	2012	2013	2014	2015	2016	2017	2018	2019	2020	2021	2022	total	Causal (M) agents
woodworking machine	673	667	607	478	487	447	435	402	389	331	281	289	274	262	244	277	236	235	223	217	205	174	182	200	8,215	woodworking machine
conveying machine	94	108	108	82	95	69	88	88	84	73	57	59	70	68	72	73	51	70	54	60	45	54	58	54	1,734	conveying machine
materials	183	184	162	125	142	125	123	125	91	88	74	88	84	87	82	58	61	65	64	68	53	47	54	46	2,279	materials
temporary buildings, establishments	92	94	73	63	71	71	61	82	59	47	56	46	43	45	48	45	41	46	47	52	53	47	39	45	1,366	temporary buildings, establishments
general machine	52	56	51	54	60	50	42	60	38	49	28	27	33	26	32	23	29	32	28	29	22	29	27	28	905	general machine
tools	48	50	51	22	37	33	38	31	33	24	24	23	17	21	29	27	31	31	33	20	27	24	18	25	717	tools
human power machine, tools	45	54	43	31	36	38	20	26	34	32	28	14	20	19	13	13	21	17	17	18	23	10	11	20	603	human power machine, tools
no causal agent	19	19	19	8	5	13	16	12	15	10	14	12	13	15	11	10	15	12	10	15	13	10	14	13	313	no causal agent
load	30	31	24	27	28	24	21	14	18	15	18	12	9	19	17	15	17	9	11	11	13	13	15	11	422	load
natural environment	14	9	10	10	12	11	14	6	8	9	2	5	12	6	7	10	6	11	11	17	8	11	10	10	229	natural environment
other equipments, facilities	24	15	15	3	11	11	15	11	6	11	1	7	5	4	11	5	11	4	5	7	8	6	7	10	213	other equipments, facilities
metal manufacturing	18	13	13	4	16	10	13	9	14	12	6	13	8	11	6	6	8	6	3	5	10	4	3	6	217	metal manufacturing

																											facilities
total	1,351	1,342	1,219	949	1,035	933	917	891	819	727	620	611	615	610	592	588	556	556	523	537	507	453	460	486	17,897	total	

Transition of Causal agents (Small) of fatal and non-fatal accidents in 010409 other lumber and wood products in Japan (1999-2022)

Causal (S) agents	1999	2000	2001	2002	2003	2004	2005	2006	2007	2008	2009	2010	2011	2012	2013	2014	2015	2016	2017	2018	2019	2020	2021	2022	total	Causal (S) agents
circular sawing machine			295		253		211	182	164	167	127	144	124	113	104	128	109	109	87	108	92	81	83	102	2,783	circular sawing machine
other woodworking machines			182		135		142	137	125	92	80	91	89	100	79	86	79	79	80	69	67	51	64	57	1,884	other woodworking machines
lumber, bamboo			136		112		104	104	80	67	62	64	70	63	71	45	50	53	53	58	46	43	46	38	1,365	lumber, bamboo
other general power machines			41		50		37	39	26	42	17	18	28	18	26	16	21	24	25	25	19	25	18	25	540	other general power machines
passage			34		32		25	34	20	20	24	14	12	21	11	20	15	21	31	25	27	30	12	25	453	passage
conveyor			41		34		20	30	29	26	15	20	23	27	23	26	21	21	14	20	15	9	18	22	454	conveyor
forklift			28		24		39	30	27	27	15	12	18	26	17	24	16	21	16	16	15	17	16	20	424	forklift
wood planer machine			58		40		37	44	37	35	29	24	29	11	22	26	19	19	29	16	25	19	16	18	553	wood planer machine
hand tool			26		32		15	16	25	27	23	11	16	12	12	10	12	10	11	8	18	8	7	15	314	hand tool
ladder			27		18		21	17	17	11	13	7	12	12	16	14	19	17	13	12	13	11	9	13	292	ladder
no causal agent			19		5		16	12	15	10	14	12	13	15	11	10	15	12	10	15	13	10	14	13	254	no causal agent
band sawing machine			27		20		17	11	25	12	24	10	12	14	13	13	10	9	9	9	6	8	10	12	271	band sawing machine
other tools			24		18		16	10	13	13	11	14	4	9	10	12	9	13	20	7	14	13	9	12	251	other tools
truck			35		33		26	25	27	18	24	25	24	13	30	17	11	27	21	21	14	26	22	11	450	truck
other equipment,																										other equipment,

human power cranes														1		1				1	1		2	3	9	human power cranes
building, establishment			8		6		7	12	8	6	3	7	6	5	7	5	5	6	8	5	2	1	3	2	112	building, establishment
roll machine (except printingroll machine)			8		9		4	14	6	3	9	6	3	5	5	4	4	8	3	2	1	1	6	2	103	roll machine (except printingroll machine)
human power hauling equipment			14		4		5	9	8	4	5	3	3	6	1	2	7	6	6	9	4	2	2	2	102	human power hauling equipment
cars, bus, motorcycle			2		4		4	2	5	2	2		3	5	2	4	6	1	2	2	3	4	3	2	58	cars, bus, motorcycle
roof, beam, haze, crossbeam, principal rafter			6		2		1	5	3	3	1	6	2	2	3	5	2		1		2		2	2	48	roof, beam, haze, crossbeam, principal rafter
mobile crane			2		2		1		1	3	4			2	1	4	2	1		2	2	2		2	31	mobile crane
crane			3		2		7	1	1	2	3				2	1	2	1				3		2	30	crane
opening			1						1	1	1	2			3	2	1	1		1	4			2	20	opening
machine/equipment as load			1		2		1	1	1	1	3	1			1	1		2			1	1	1	2	20	machine/equipment as load
demolition machine												1					1							2	4	demolition machine
chain saw			5		6			4	3	2	4	4	1	7	2	4	1	4	2	1	2	2	3	1	58	chain saw
standing tree			2		6		6	2	1	2		1	2	2	3	1	1	2	2	1	5	3	1	1	44	standing tree
other powered conveying machines			3		3		2	2		2	2	1	3	1	2	5			1	3	1	1		1	33	other powered conveying machines
drill press, milling machine			4		4		4	2	3		1	2	1	4	1	2	1					1	1	1	32	drill press, milling machine

grinding machine, buffing machine			3		2		3		2	3	1	2	1	3			1	2	1	2	5			1	32	grinding machine, buffing machine
power press			1		3		3	2	3	1		5	1				1	1	1	1	2			1	26	power press
elevator, lift			2				1	3		1	1		1		2	3	2	2			1		1	1	21	elevator, lift
excavating machine			1				1		1			1				1			1	2	2			1	11	excavating machine
harmful substance					1		1		1	1		1		2					1				1	1	10	harmful substance
transmission							1			1		2						1					1	1	8	transmission
engine										1	1				1									1	4	engine
injection molding machine													1											1	3	injection molding machine
mobile logging machine																								1	1	mobile logging machine
other causal agent			8		8		1	5	3	2	3	3	6	2	3	4	3	1	1	4	2	3	7		69	other causal agent
other materials			6		7			3	1	3	1	4	5	9	2	5	4	5		2	3		2		62	other materials
mixer, grinder			1		1		1	4	4	2	1	3		1	1	2	2			1	2	3	1		30	mixer, grinder
slinging tool					1		1	4	3			2	1		3	1	3	1		1					21	slinging tool
leveling, transporting or loading machine			1		1			1	3	1	1		1	1		1		2			1	2	2	2	20	leveling, transporting or loading machine
kiln, caldron			3		2		4	1		2	1	1	2	2		1					1				20	kiln, caldron
scaffolding			1		2			1	2		1	1	1	2	2	2	2	1				1	1	1	19	scaffolding
natural ground, rock			2		2		1		1	2	2		1	1			1	1					2	1	17	natural ground, rock
loader					1		1	1				1	1	1		1	3	1	2			1	2		16	loader

other construction machines			3		1					3		1				1		1		1		1		1		1		13	other construction machines
lathe			1		1		1	1		4						2			1			2						13	lathe
printing machine							3	2	1	1		1	1			2			1			1						13	printing machine
other hazards, harmful substances					1		1		2		1					1	1	1	2			1						11	other hazards, harmful substances
unclassifiable					4				1	1	1		1		1	1									1			11	unclassifiable
human power machine			3					1	1	1						2	1											10	human power machine
shearing machine							2	1			1	1	1	1	1	1												9	shearing machine
other powered crane			1		1		1	3																				9	other powered crane
stone, sand, substance			1				2					1	1	1					1	1								9	stone, sand, substance
felling machine																	1	1			3	1	1					7	felling machine
lumberyard equipment, logging cableway			1								1	1	1												1			5	lumberyard equipment, logging cableway
industrial dryer					1		1				2		1															5	industrial dryer
inflammable substance					1		1		2																			5	inflammable substance
railway equipment			1						1		1		1															4	railway equipment
other vehicles					1					1	2																	4	other vehicles
boiler			1							1															1	1		4	boiler
other kiln, caldron									1		1																2	4	other kiln, caldron

other electrical equipment							1		2	1												4	other electrical equipment	
electric power facilities													1				1	1					3	electric power facilities
industrial robot													1								1		2	industrial robot
other pressure vessels																2							2	other pressure vessels
explosive substance			1										1										2	explosive substance
water												2											2	water
foundation work machine																							1	foundation work machine
hardening machine																							1	hardening machine
centrifugal machine																							1	centrifugal machine
food manufacturing machine			1																				1	food manufacturing machine
other mobile silviculture machine																							1	other mobile silviculture machine
pressure vessel																							1	pressure vessel
other welding equipment																						1	1	other welding equipment
timbering																							1	timbering
vehicle for high lift work																								vehicle for high lift work
forging pressure hammer																								forging pressure hammer

November	88	113	102	67	78	75	70	70	65	44	41	58	52	61	54	49	45	45	51	43	35	29	28	44	1,407	November
September	107	119	88	57	100	78	65	65	60	62	64	54	53	43	42	50	47	48	33	48	36	43	43	42	1,447	September
June	108	109	110	89	95	81	86	95	86	58	47	45	45	47	49	52	57	53	47	46	44	38	34	40	1,561	June
December	115	112	89	76	81	72	54	71	53	52	52	43	52	58	44	56	40	33	43	43	38	38	21	40	1,376	December
July	140	113	106	97	76	73	82	74	76	77	51	57	62	46	55	40	49	46	32	50	38	27	41	39	1,547	July
May	108	113	105	87	76	68	82	66	80	56	50	46	39	57	46	59	41	43	53	41	49	44	35	38	1,482	May
August	111	99	108	74	91	72	86	86	71	63	49	59	44	46	49	38	44	39	47	37	45	39	33	34	1,464	August
October	133	105	92	97	114	86	75	73	65	52	62	56	45	36	51	42	45	51	43	42	50	42	57	30	1,544	October
April	108	116	104	73	82	84	78	63	66	69	56	43	42	47	49	43	51	47	35	38	37	35	54	29	1,449	April
total	1,351	1,342	1,219	949	1,035	933	917	891	819	727	620	611	615	610	592	588	556	556	523	537	507	453	460	486	17,897	total

Transition of prefectures of fatal and non-fatal accidents in 010409 other lumber and wood products in Japan (1999-2022)

Prefecture	1999	2000	2001	2002	2003	2004	2005	2006	2007	2008	2009	2010	2011	2012	2013	2014	2015	2016	2017	2018	2019	2020	2021	2022	total	Prefecture
Aichi	96	93	92		76		63	52	56	52	47	40	53	40	42	45	27	43	47	38	42	21	23	34	1,122	Aichi
Shizuoka	112	126	104		64		42	46	62	43	41	46	40	35	36	30	34	36	24	39	36	32	28	27	1,083	Shizuoka
Hokkaido	71	98	63		63		57	62	58	34	37	38	44	30	26	31	31	30	26	27	17	24	35	26	928	Hokkaido
Osaka	102	121	116		76		69	59	70	58	42	43	48	37	38	23	38	31	31	27	35	23	17	21	1,125	Osaka
Hiroshima	71	70	51		42		38	34	27	27	27	18	15	31	21	17	16	18	18	21	14	12	15	21	624	Hiroshima
Miyazaki	21	12	18		23		14	19	12	9	15	24	14	25	26	14	20	11	18	8	9	13	7	21	353	Miyazaki
Hyogo	46	42	45		42		31	30	30	27	28	26	26	30	17	18	20	20	17	20	17	9	11	18	570	Hyogo
Saitama	42	49	39		34		45	42	32	30	16	14	15	17	17	31	24	22	20	12	16	15	17	18	567	Saitama
Tochigi	31	32	36		23		22	19	19	25	25	19	12	30	14	20	18	18	7	16	14	22	16	18	456	Tochigi
Fukuoka	49	41	36		32		24	21	19	20	11	19	11	18	24	26	15	18	11	16	19	12	13	15	470	Fukuoka
Ibaraki	33	30	30		30		31	31	29	16	14	14	15	14	26	20	25	14	17	12	21	16	15	15	468	Ibaraki

Nagano	34	22	17		20		19	21	13	16	7	7	13	5	12	6	7	13	5	9	7	6	8	15	282	Nagano
Gifu	52	53	67		40		53	38	34	24	29	26	31	18	29	27	28	19	34	27	27	11	15	14	696	Gifu
Fukushima	27	22	16		17		15	21	11	18	13	8	14	15	12	17	11	13	10	16	8	8	14	13	319	Fukushima
Okayama	30	23	25		14		28	7	12	14	9	4	9	13	12	9	6	8	6	12	9	8	10	13	281	Okayama
Gunma	40	38	23		26		23	18	18	16	12	23	19	20	22	22	12	15	13	16	12	12	12	12	424	Gunma
Chiba	18	30	24		22		23	24	11	10	22	21	22	20	24	9	12	16	17	11	16	11	16	12	391	Chiba
Niigata	25	22	25		21		14	20	12	10	13	10	10	10	9	13	14	12	12	10	6	10	8	12	298	Niigata
Akita	12	16	6		15		6	13	9	11	2	7	6	3	5	4	3	7	7	10	5	5	7	12	171	Akita
Kagoshima	19	14	16		13		17	14	14	12	9	7	1	13	10	7	4	8	9	10	14	15	10	11	247	Kagoshima
Toyama	33	28	32		26		20	28	15	15	13	12	13	11	8	15	12	14	9	10	6	8	9	10	347	Toyama
Yamaguchi	14	16	15		14		17	11	12	7	8	8	7	12	14	6	4	5	4		6	6	12	10	208	Yamaguchi
Shiga	18	17	11		16		15	12	13	20	11	10	12	11	10	15	13	7	6	9	16	9	14	9	274	Shiga
Kumamoto	16	17	18		12		9	10	14	6	3	14	10	9	12	11	4	9	12	8	19	9	11	9	242	Kumamoto
Ishikawa	13	6	9		6		6	9	5	8	4		4	3	6	9	7	5	3	4	3	5	3	8	126	Ishikawa
Tokyo	48	28	35		28		14	26	17	24	25	14	16	12	12	15	10	12	13	9	12	11	8	7	396	Tokyo
Kanagawa	19	22	27		21		20	18	13	17	10	13	16	12	13	11	11	6	6	21	13	1	8	7	305	Kanagawa
Oita	32	25	22		25		13	12	21	9	13	11	10	5	5	7	15	7	8	9	6	13	7	7	282	Oita
Tokushima	20	19	12		17		17	13	16	12	7	6	8	10	12	3	8	5	6	8	3	5	6	6	219	Tokushima
Wakayama	17	17	13		16		7	8	14	2	12	12	12	5	7	8	9	6	7	3	8	10	8	6	207	Wakayama
Ehime	12	22	18		8		13	22	7	7	5	8	5	8	9	8	8	3	11	5	8	5	6	6	204	Ehime
Iwate	13	12	20		12		12	13	10	12	6	6	2	7	6	8	7	8	4	6	4	5	9	6	188	Iwate
Nagasaki	5	2	6		3		6	5	5	5	7	5	1	5	4	4	3	3	4	6	5	4	4	6	98	Nagasaki
Nara	10	20	21		25		11	17	19	16	12	16	8	10	7	16	12	13	11	12	7	13	11	5	292	Nara
Fukui	10	7	8		8		7	9	11	7	6	6	7	5	2	2	3	6	3	8	3	3	2	5	128	Fukui

Mie	31	36	32		26		22	22	19	18	13	13	14	9	8	12	16	18	14	11	10	8	7	4	363	Mie
Kyoto	17	11	7		16		8	10	9	8	10	8	7	7	6	10	9	5	13	9	7	16	8	4	205	Kyoto
Miyagi	9	17	27		12		15	11	15	15	5	3	9	6	3	9	4	11	10	10	3	1	4	4	203	Miyagi
Kagawa	14	15	9		11		8	8	6	7	4	3	7	7	3	5	2	7	4	6	4	4	5	3	142	Kagawa
Yamagata	4	9	5		7		5	4	6	5		4	4	4	4	5	9	7	6	4	6	5	3	3	109	Yamagata
Yamanashi	7	2	1		6		7	7	4	4	5	3	4	8	4	4	3	4	1	3	2	5	3	3	90	Yamanashi
Okinawa	2	4	3		2		3	1	2	2	2	1	3	4	3	3	7	3	2	5	2	4	2	3	63	Okinawa
Kochi	13	7	7		7		11	7	4	6	5	10	5	8	2	2	10	9	8	5	4	5	3	2	140	Kochi
Saga	15	8	6		5		6	4	3	8	6	4	5	1	5	5	1	3	1	3	1	4	4	2	100	Saga
Shimane	9	8	2		3		8	5	5	5	3		4	5	1	2	1	3	6	4	2	4		1	81	Shimane
Aomori	15	6	2		6		3	4	3	3	5	1	2	1	1	1	2	2	1	1		3	2	1	65	Aomori
Tottori	4	7	2		4			4	3	7	1	6	2	1	3	3	1	3	1	1	3	2	4	1	63	Tottori
total	1,351	1,342	1,219	949	1,035	933	917	891	819	727	620	611	615	610	592	588	556	556	523	537	507	453	460	486	17,897	total

Data Source : <https://anzeninfo.mhlw.go.jp/user/anzen/tok/anst00.html> MHLW, Jaan

Return to https://www.jisha.or.jp/english/statistics/202312_05.html