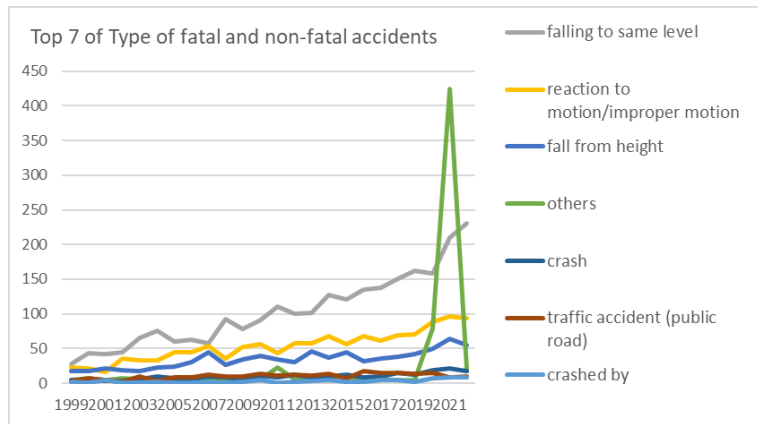
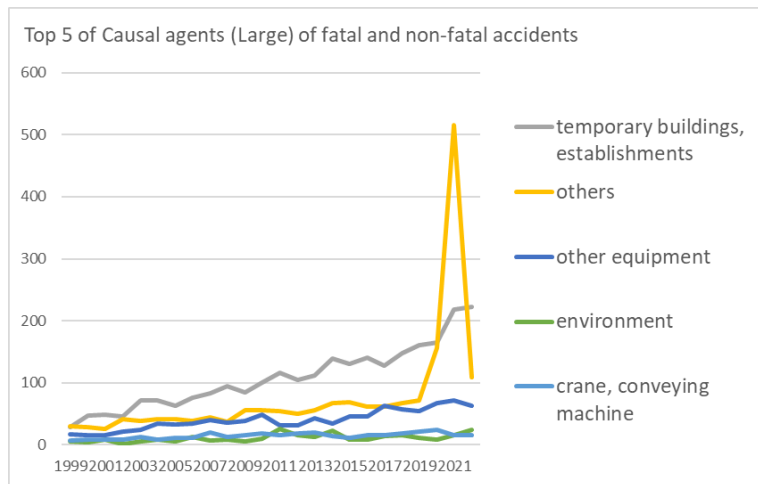


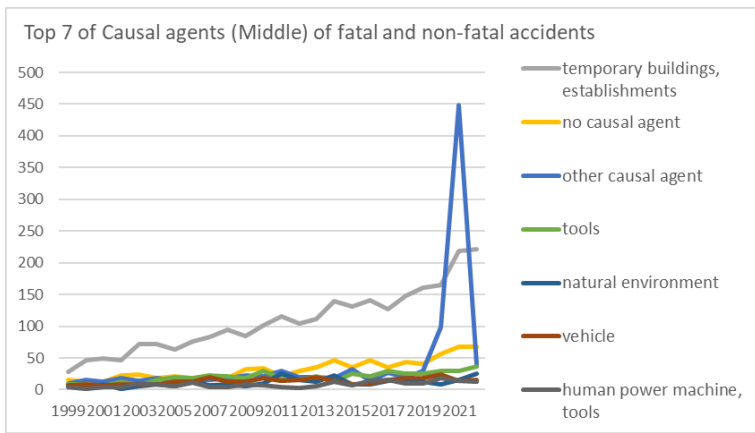
Transition of fatal and non-fatal accidents in 130102 general clinic in Japan (1999-2022)



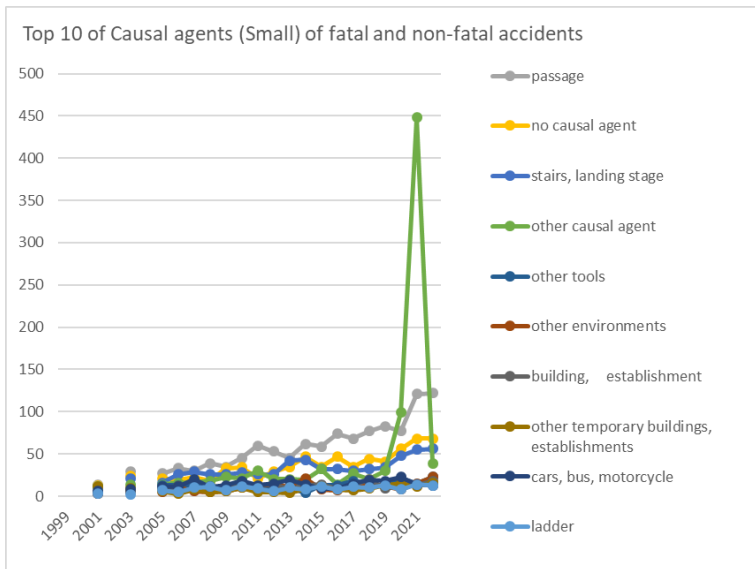
Transition of Top 7 of Type of fatal and non-fatal accidents in 130102 general clinic in Japan (1999-2022)



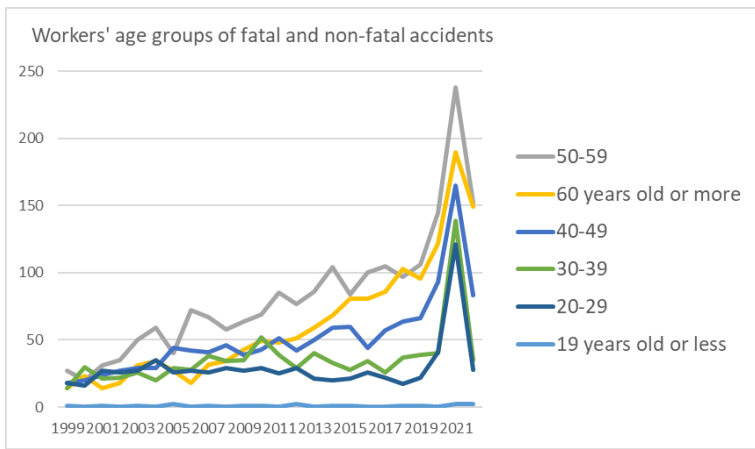
Transition of Top 5 of Causal agents (Large) of fatal and non-fatal accidents in 130102 general clinic in Japan (1999-2022)



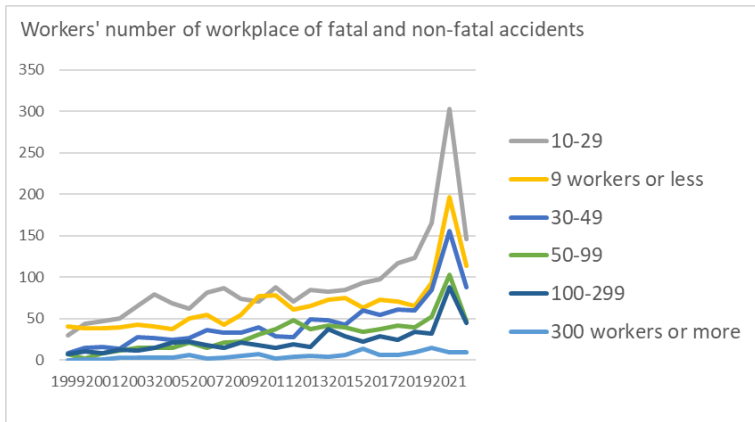
Transition of Top 7 of Causal agents (Middle) of fatal and non-fatal accidents in 130102 general clinic in Japan (1999-2022)



Transition of Top 10 of Causal agents (Small) of fatal and non-fatal accidents in 130102 general clinic in Japan (1999-2022)



Transition of workers' age groups of fatal and non-fatal accidents in 130102 general clinic in Japan (1999-2022)



Transition of workers' number of workplace of fatal and non-fatal accidents in 130102 general clinic in Japan (1999-2022)







Transition of Causal agents (Middle) of fatal and non-fatal accidents in 130102 general clinic in Japan (1999-2022)

Causal (M) agents	1999	2000	2001	2002	2003	2004	2005	2006	2007	2008	2009	2010	2011	2012	2013	2014	2015	2016	2017	2018	2019	2020	2021	2022	total	Causal (M) agents
temporary buildings, establishments	28	47	49	46	72	72	63	76	83	95	84	101	116	105	112	139	131	141	127	148	161	165	218	222	2,601	temporary buildings, establishments
no causal agent	15	12	13	22	24	19	21	19	22	18	33	34	21	29	35	47	35	47	35	44	41	56	68	68	778	no causal agent
other causal agent	10	15	12	18	14	19	14	16	16	18	23	21	30	20	20	19	32	14	27	20	30	99	448	39	994	other causal agent
tools	8	8	6	13	7	15	20	18	23	21	18	29	18	16	21	12	25	21	29	25	25	29	29	36	472	tools
natural environment	6	4	9	1	6	8	6	13	7	8	6	10	26	15	13	23	8	9	14	16	12	9	16	25	270	natural environment
vehicle	7	8	7	9	9	8	12	12	20	13	13	19	14	16	20	14	9	10	16	19	19	24	14	15	327	vehicle
human power machine, tools	4	1	4	4	10	8	6	11	4	4	8	7	4	3	6	12	7	14	16	10	10	18	14	13	198	human power machine, tools
other equipments, facilities	4	6	5	4	7	11	6	5	12	11	11	13	7	11	15	10	12	10	13	21	16	17	27	12	266	other equipments, facilities
load	2	3	3	6	5	7	5	6	5	4	5	1	3	4	5	3	4	7	9	6	6	13	10	9	131	load
materials	1	2	3	1	2	2	2	5	4	3	1	3	2	4	2	3		4	3	2	2	1	4	3	59	materials
unclassifiable	5	2	1	1	1	4	7	4	6	1		1	3	1	1	2	2	1		3	1	2		2	51	unclassifiable
hazards, harmful			3	3	1	3	3	1	1	3	3	2		1	3		4	1		1	1	1	2	2	39	hazards, harmful













chamfering machine, router, woodworking milling machine																								chamfering machine, router, woodworking milling machine
chain saw																								chain saw
other woodworking machines																								other woodworking machines
leveling, transporting or loading machine																								leveling, transporting or loading machine
excavating machine																								excavating machine
foundation work machine																								foundation work machine
hardening machine																								hardening machine
demolition machine																								demolition machine
vehicle for high lift work																								vehicle for high lift work
other construction machines																								other construction machines
lathe																								lathe
drill press, milling machine																								drill press, milling machine
power press																								power press
forging pressure hammer																								forging pressure hammer





total	92	109	118	128	164	177	168	187	205	201	209	243	248	230	256	285	275	285	296	319	330	441	855	449	6,270	total
-------	----	-----	-----	-----	-----	-----	-----	-----	-----	-----	-----	-----	-----	-----	-----	-----	-----	-----	-----	-----	-----	-----	-----	-----	-------	-------

Transition of workers' age groups of fatal and non-fatal accidents in 130102 general clinic in Japan (1999-2022)

Age	1999	2000	2001	2002	2003	2004	2005	2006	2007	2008	2009	2010	2011	2012	2013	2014	2015	2016	2017	2018	2019	2020	2021	2022	total	Age
50-59	27	20	31	35	50	59	40	72	67	58	64	69	85	77	86	104	84	100	105	97	106	145	238	152	1,971	50-59
60 years old or more	14	23	14	18	31	34	27	18	32	34	43	49	48	51	59	68	81	81	86	103	96	122	190	149	1,471	60 years old or more
40-49	18	20	24	27	29	29	44	42	41	46	39	43	51	42	50	59	60	44	57	64	66	93	165	83	1,236	40-49
30-39	14	30	21	22	26	20	29	28	38	34	35	52	39	29	40	33	28	34	26	37	39	40	139	35	868	30-39
20-29	18	16	27	26	27	35	26	27	26	29	27	29	25	29	21	20	21	26	22	17	22	41	121	28	706	20-29
19 years old or less	1		1		1		2		1		1	1		2		1	1			1	1		2	2	18	19 years old or less
total	92	109	118	128	164	177	168	187	205	201	209	243	248	230	256	285	275	285	296	319	330	441	855	449	6,270	total

Transition of workers' number of workplace of fatal and non-fatal accidents in 130102 general clinic in Japan (1999-2022)

Workers scale	1999	2000	2001	2002	2003	2004	2005	2006	2007	2008	2009	2010	2011	2012	2013	2014	2015	2016	2017	2018	2019	2020	2021	2022	total	Workers scale
10-29	30	44	47	50	65	79	68	62	81	87	74	71	88	71	84	82	84	93	97	117	123	165	303	146	2,211	10-29
9 workers or less	40	38	38	39	43	40	37	50	54	43	54	77	78	61	65	73	75	63	73	70	65	93	196	114	1,579	9 workers or less
30-49	8	14	16	13	27	26	24	26	36	33	33	39	29	27	49	48	42	60	54	61	60	84	156	88	1,053	30-49
50-99	7	2	8	11	15	15	15	21	14	21	22	31	37	48	37	41	39	34	37	41	39	52	103	47	737	50-99
100-299	7	10	8	12	11	14	21	22	18	14	21	18	14	19	16	37	29	22	29	24	34	32	88	45	565	100-299
300 workers or more		1	1	3	3	3	3	6	2	3	5	7	2	4	5	4	6	13	6	6	9	15	9	9	125	300 workers or more
total	92	109	118	128	164	177	168	187	205	201	209	243	248	230	256	285	275	285	296	319	330	441	855	449	6,270	total



Transition of occurred months of fatal and non-fatal accidents in 130102 general clinic in Japan (1999-2022)

Month	1999	2000	2001	2002	2003	2004	2005	2006	2007	2008	2009	2010	2011	2012	2013	2014	2015	2016	2017	2018	2019	2020	2021	2022	total	Month
January	6	11	16	10	12	14	20	12	32	11	19	31	21	29	22	24	29	36	30	41	29	27	135	53	670	January
February	11	9	13	6	14	18	10	15	21	24	22	22	24	19	30	36	21	27	27	35	19	26	50	49	548	February
July	11	11	9	12	22	9	19	11	6	12	27	23	15	11	17	27	21	14	35	25	35	42	52	48	514	July
December	10	13	7	12	10	17	16	21	21	12	12	14	23	21	24	30	19	25	25	20	35	43	33	44	507	December
November	5	9	6	13	9	13	14	11	12	27	16	13	19	14	20	18	28	24	22	23	31	36	36	36	455	November
October	6	8	11	13	23	13	13	20	19	20	18	19	23	16	30	25	24	21	21	26	26	33	34	34	496	October
April	6	8	10	9	14	20	17	15	9	9	20	18	16	17	12	20	19	25	21	21	21	38	141	33	539	April
June	7	6	9	8	10	16	12	17	25	17	21	23	19	28	19	26	29	26	26	28	33	44	41	33	523	June
September	7	9	10	14	9	20	12	20	13	21	11	23	21	18	15	16	24	21	32	28	25	38	58	32	497	September
March	11	7	5	11	12	17	11	18	11	16	18	26	28	24	18	22	16	27	20	16	24	36	60	32	486	March
August	7	14	10	8	14	10	13	13	17	16	11	16	22	19	26	21	28	23	21	26	33	39	89	31	527	August
May	5	4	12	12	15	10	11	14	19	16	14	15	17	14	23	20	17	16	16	30	19	39	126	24	508	May
total	92	109	118	128	164	177	168	187	205	201	209	243	248	230	256	285	275	285	296	319	330	441	855	449	6,270	total

Transition of prefectures of fatal and non-fatal accidents in 130102 general clinic in Japan (1999-2022)

Prefecture	1999	2000	2001	2002	2003	2004	2005	2006	2007	2008	2009	2010	2011	2012	2013	2014	2015	2016	2017	2018	2019	2020	2021	2022	total	Prefecture
Osaka	5	7	2		9		9	18	22	10	14	15	15	18	16	16	15	22	14	24	30	29	73	32	415	Osaka
Tokyo	5	8	6		11		3	4	16	10	16	22	14	13	14	12	20	20	20	22	26	57	92	31	442	Tokyo
Fukuoka	13	9	7		6		16	13	17	21	17	24	16	11	22	20	25	25	34	29	20	30	77	27	479	Fukuoka
Aichi	5	9	7		10		8	12	15	12	11	13	11	9	10	16	14	18	19	11	17	25	59	27	338	Aichi
Kanagawa	1	2	5		6		8	14	7	8	6	15	7	4	8	11	16	12	9	13	10	18	31	27	238	Kanagawa
Saitama	3	4	3		10		11	7	6	5	7	10	4	13	15	12	11	12	14	11	20	22	38	22	260	Saitama

Hokkaido	3	2	1		5		4	5	4	8	3	3	7	5	9	20	15	11	11	8	15	17	29	18	203	Hokkaido
Hiroshima	4	3	7		3		5	7	9	10	5	6	5	9	14	12	12	5	9	16	13	10	16	16	196	Hiroshima
Shizuoka	2	4	6		4		6	1	4	8	8	6	3	7	7	10	3	4	4	5	9	9	15	14	139	Shizuoka
Kumamoto		2	1				1	2	7	7	5	3	12	10	10	7	10	12	9	17	12	19	29	12	187	Kumamoto
Chiba	2	3	6		6		7	3	2	5	3	12	11	8	4	9	6	14	12	6	15	17	22	12	185	Chiba
Miyagi	2	2	1		6		3	2	9	6	4	8	19	8	5	7	2	5	6	5	4	11	13	12	140	Miyagi
Hyogo	4	4	3		5		9	4	8	8	7	12	9	14	9	10	9	7	12	16	18	18	57	11	254	Hyogo
Gifu	1		3		1		4	3	5	4	2	5	2	1	1	3	4	5	4	11	3	4	13	11	90	Gifu
Yamaguchi	3	1	4		5		5	4	10		4	1	5	5	5	7	6	8	6	3	9	1	6	9	107	Yamaguchi
Aomori	1	1	2		1		1	3	3	5	2	2	5	3	4	5	4	6	6	6	8	9	12	9	98	Aomori
Mie	1	3			5		2			2	3	4	3	2	4	4	4	3	6	3		4	12	9	74	Mie
Kyoto	2	3	6		3		10	6	7	7	13	5	6	7	8	5	6	7	5	11	5	9	16	8	155	Kyoto
Kagoshima	4	2	8		5		2	3	2	1	9	3	1	5	4	12	4	4	9	11	8	12	11	8	128	Kagoshima
Ibaraki		2			1			5	2	1	2	5	4	6	6	7	2	2	3	4	4	9	13	8	86	Ibaraki
Oita	1	2	1				6		1	1	3	2	3	3	3	5	2	2	3	2	2	6	7	8	63	Oita
Nagasaki	1	2	4		6		6	4	4	8	4	5	2	5	7	5	5	6	2	7	6	3	16	7	115	Nagasaki
Okayama	1		1		3		2	5	1	5	5	3	8	2	5	2	6	2	3	3	2	9	31	7	106	Okayama
Niigata	2	2	4		7		1	1	1	6	3	6	3	2	2	1	6	4	1	4	4	4	6	7	77	Niigata
Kagawa	2	3	2		2		3		1	3		7	4	3	3	5	3	3	1	3	1	9	7	7	72	Kagawa
Iwate		1	1		1		2			1	6	2	14	2	3	4	3	5	6	1	4	2	5	7	70	Iwate
Miyazaki	2	3	2		8		4	8	6	6	8	7	4	6	5	3	8	4	5	3	9	3	14	6	124	Miyazaki
Saga					4			2	1		1	3	6	6	7	1	4	2	3	7	4	11	11	6	79	Saga
Akita	1	2			2		2	2		1	2	1	2	3		1	3	1	1	4	2	3	5	6	44	Akita

Ehime			1		2			4	2	1	7	4	3	6	8	3	3	4	7	4	9	11	12	5	96	Ehime
Nagano		1	1		8		1	4	5	4	2	4	1	2	4	8	4	1	4	3	3	8	6	5	79	Nagano
Ishikawa			2		2		2	1	1	1	1		4	3	3	2	2	3		3	2	3	10	5	50	Ishikawa
Shimane	3	1	2		1		2	3			2	1	3	2		4	1	3	1	3	2	3	2	5	44	Shimane
Gunma	3	5	4		1		2	2	2	3	5	4	1	2	4	3	5	9	7	3	4	2	12	4	87	Gunma
Tokushima	2		1		1		1		3	3	4	1	1	3	6	4	2	7	5	4		5	10	4	67	Tokushima
Okinawa		1					3	3		3	1	3	3	1	1	4	3	5	8	4	3	2	14	4	66	Okinawa
Nara					1		2	5	1	1	1		4	1	2	4	4	1	1	8	6	4	10	4	60	Nara
Wakayama	1						3	2	5	2	3	3	5	2	3		2	5	4	1	3	3	4	4	55	Wakayama
Tochigi	3	1	2		1		2	2	2	2	1	3	2		1	1	4	1	1	3	1	1	3	4	41	Tochigi
Kochi			2		3		2	2	1	1			1	3	2	2	1	3			1	1	1	4	30	Kochi
Fukushima	1	2	2		1			10	1	4	4	1	3	3	4	7	5	2	6	4	6	4	8	3	81	Fukushima
Yamagata	2	3	3		3				2	2	2	3	3	3	3	5	1	1	3	2	6	5	6	3	61	Yamagata
Toyama	3		3		1		1	1	2		2	3	1	2	3	3	1		1	2		3	4	3	39	Toyama
Shiga	3	3			3		3	4	3	2			4	4		1	4	5	3	3	1	1	6	2	55	Shiga
Fukui		3	2		1		1			1	1	1	3	2	1	2	1	1	4	3	2	2	8	2	41	Fukui
Tottori		2					2	5	3	2		2		1			3	1	2	2		1	2	2	30	Tottori
Yamanashi		1					1	1	2				1		1		1	2	2	1	1	2	1	2	19	Yamanashi
total	92	109	118	128	164	177	168	187	205	201	209	243	248	230	256	285	275	285	296	319	330	441	855	449	6,270	total

Data Source : <https://anzeninfo.mhlw.go.jp/user/anzen/tok/anst00.html> MHLW, Jaan

Return to [https://www.jisha.or.jp/english/statistics/202312\\_05.html](https://www.jisha.or.jp/english/statistics/202312_05.html)