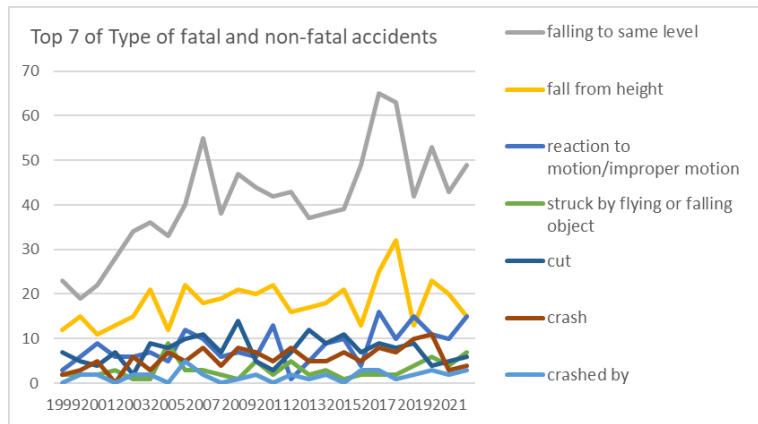
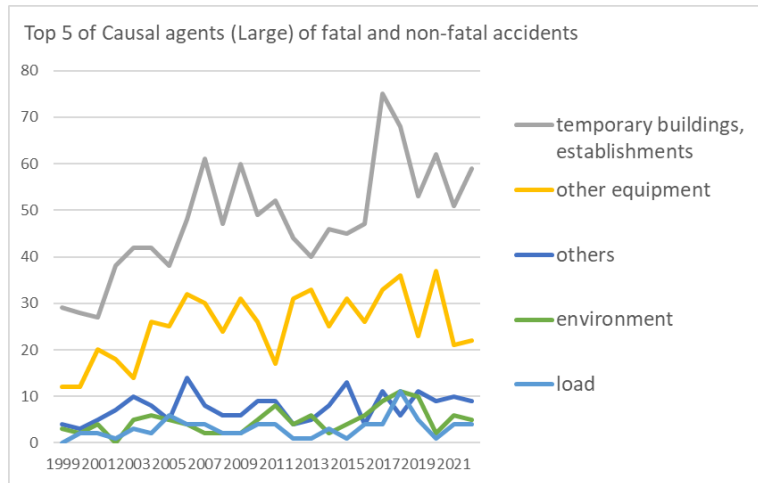


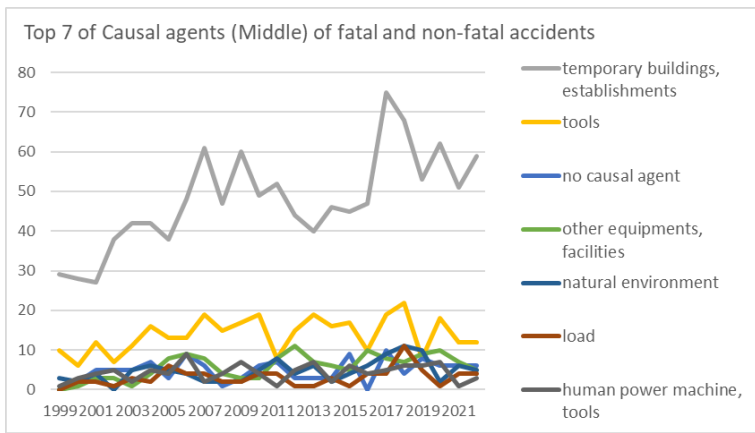
Transition of fatal and non-fatal accidents in 130301 bathhouse in Japan (1999-2022)



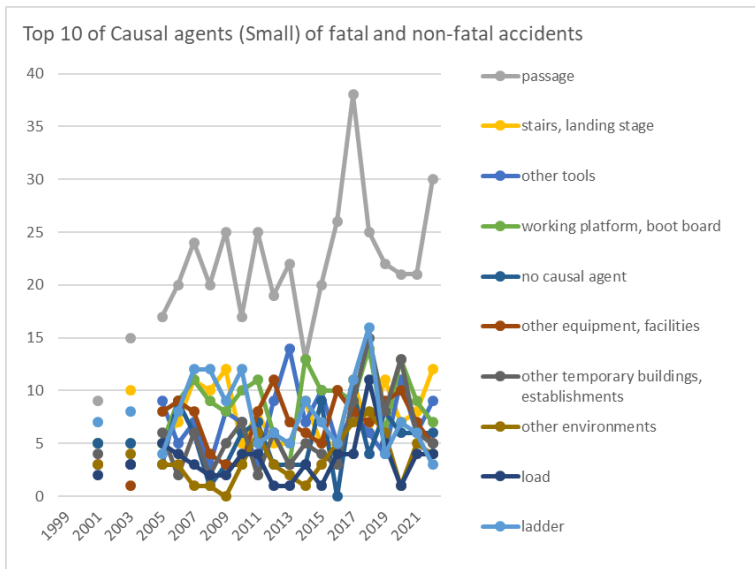
Transition of Top 7 of Type of fatal and non-fatal accidents in 130301 bathhouse in Japan (1999-2022)



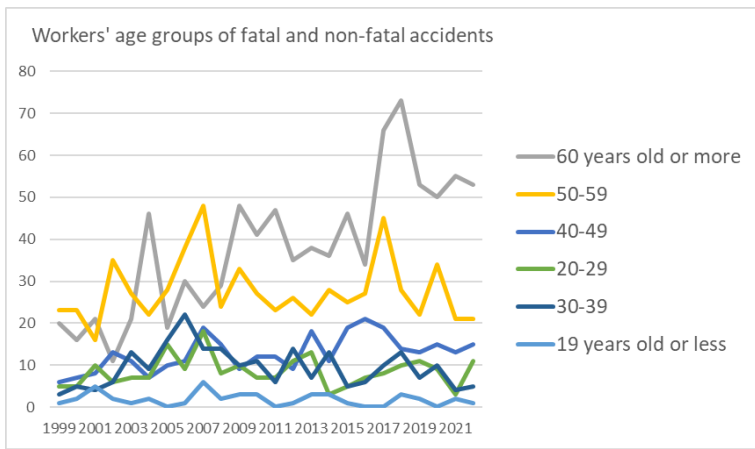
Transition of Top 5 of Causal agents (Large) of fatal and non-fatal accidents in 130301 bathhouse in Japan (1999-2022)



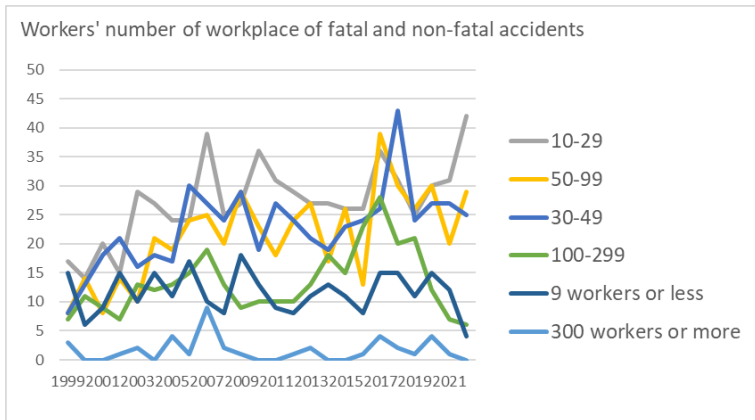
Transition of Top 7 of Causal agents (Middle) of fatal and non-fatal accidents in 130301 bathhouse in Japan (1999-2022)



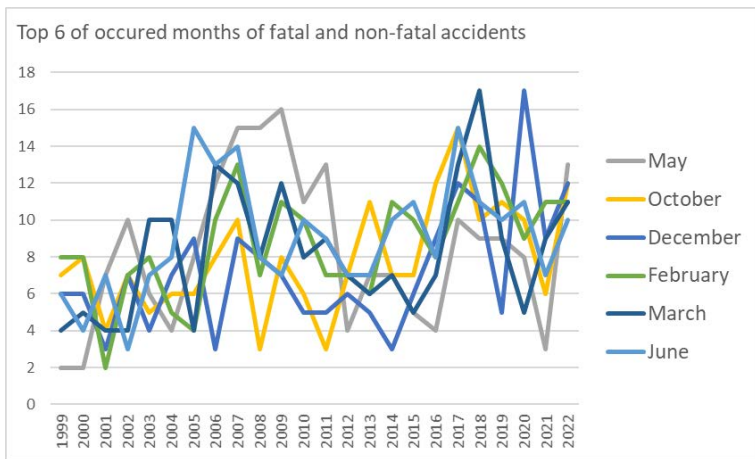
Transition of Top 10 of Causal agents (Small) of fatal and non-fatal accidents in 130301 bathhouse in Japan (1999-2022)



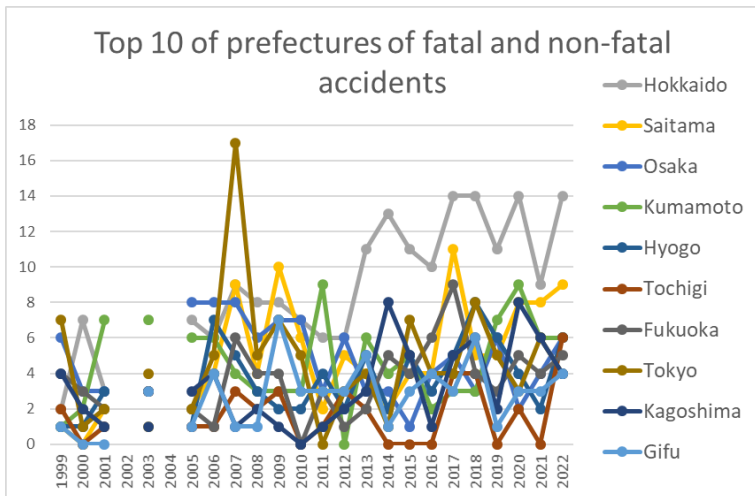
Transition of workers' age groups of fatal and non-fatal accidents in 130301 bathhouse in Japan (1999-2022)



Transition of workers' number of workplace of fatal and non-fatal accidents in 130301 bathhouse in Japan (1999-2022)



Transition of Top 6 of occurred months of fatal and non-fatal accidents in 130301 bathhouse in Japan (1999-2022)



Transition of Top 10 of prefectures of fatal and non-fatal accidents in 130301 bathhouse in Japan (1999-2022)

Transition of Type of fatal and non-fatal accidents in 130301 bathhouse in Japan (1999-2022)

Type of accidents	1999	2000	2001	2002	2003	2004	2005	2006	2007	2008	2009	2010	2011	2012	2013	2014	2015	2016	2017	2018	2019	2020	2021	2022	total	Type of accidents
falling to same level	23	19	22	28	34	36	33	40	55	38	47	44	42	43	37	38	39	49	65	63	42	53	43	49	982	falling to same level
fall from height	12	15	11	13	15	21	12	22	18	19	21	20	22	16	17	18	21	13	25	32	13	23	20	15	434	fall from height

drown							1						1															2	drown
electric shock		1								1																		2	electric shock
fire										1												1						2	fire
traffic accident (others)										1																	2	traffic accident (others)	
total	58	58	64	73	80	93	88	111	129	92	113	101	95	96	101	94	101	95	148	141	108	118	98	106	2,361	total			

Transition of Causal agents (Large) of fatal and non-fatal accidents in 130301 bathhouse in Japan (1999-2022)

Causal (L) agents	1999	2000	2001	2002	2003	2004	2005	2006	2007	2008	2009	2010	2011	2012	2013	2014	2015	2016	2017	2018	2019	2020	2021	2022	total	Causal (L) agents
temporary buildings, establishments	29	28	27	38	42	42	38	48	61	47	60	49	52	44	40	46	45	47	75	68	53	62	51	59	1,151	temporary buildings, establishments
other equipment	12	12	20	18	14	26	25	32	30	24	31	26	17	31	33	25	31	26	33	36	23	37	21	22	605	other equipment
others	4	3	5	7	10	8	5	14	8	6	6	9	9	4	5	8	13	4	11	6	11	9	10	9	184	others
environment	3	2	4		5	6	5	4	2	2	2	5	8	4	6	2	4	6	9	11	10	2	6	5	113	environment
load		2	2	1	3	2	6	4	4	2	2	4	4	1	1	3	1	4	4	11	5	1	4	4	75	load
substance, material	7	6	3	4	4	3	7	4	15	6	2	2	2	5	7	5	1	5	8	6	4	5	2	3	116	substance, material
machine	3	2		3	1	6		3	8	3	9	4	3	5	4	4	4	3	6	1	1	1	4	3	81	machine
crane, conveying machine		3	3	2	1		2	2	1	2	1	2		2	5	1	2		2	2	1	1		1	36	crane, conveying machine
total	58	58	64	73	80	93	88	111	129	92	113	101	95	96	101	94	101	95	148	141	108	118	98	106	2,361	total

Transition of Causal agents (Middle) of fatal and non-fatal accidents in 130301 bathhouse in Japan (1999-2022)

Causal (M) agents	1999	2000	2001	2002	2003	2004	2005	2006	2007	2008	2009	2010	2011	2012	2013	2014	2015	2016	2017	2018	2019	2020	2021	2022	total	Causal (M) agents
temporary buildings, establishments	29	28	27	38	42	42	38	48	61	47	60	49	52	44	40	46	45	47	75	68	53	62	51	59	1,151	temporary buildings, establishments
tools	10	6	12	7	11	16	13	13	19	15	17	19	8	15	19	16	17	10	19	22	8	18	12	12	334	tools
no causal agent		2	5	5	5	7	3	9	6	1	3	6	7	3	3	3	9		10	4	8	6	6	6	117	no causal agent
other equipments, facilities		1	3	3	1	4	8	9	8	4	3	3	8	11	7	6	5	10	8	7	9	10	7	5	140	other equipments, facilities
natural environment	3	2	4		5	6	5	4	2	2	2	5	8	4	6	2	4	6	9	11	10	2	6	5	113	natural environment
load		2	2	1	3	2	6	4	4	2	2	4	4	1	1	3	1	4	4	11	5	1	4	4	75	load
human power machine, tools	1	3	4	5	2	5	4	9	2	4	7	4	1	5	7	2	6	4	5	6	6	7	1	3	103	human power machine, tools
other causal agent	3	1		2	4	1	2	5	2	4	3	3	2	1	2	5	4	4	1	2	2	3	4	3	63	other causal agent
hazards, harmful substances	2	2	1		1		2	2	7	3				2	2	1		2	4	1	1	1		3	37	hazards, harmful substances
general machine	2	1		3	1	3		3	6	3	6	2	2	5	4	3	2	3	5	1	1		3	2	61	general machine

vehicle		1	3	2	1		1	1	1	2	1	1		1	4	1	2		1		1	1		1	26	vehicle	
pressure vessel											4					1	2	1		1		1	1	1	1	12	pressure vessel
electric equipment		1		1		1				1								1	1			1		1	8	electric equipment	
metal manufacturing machine						1					2													1	4	metal manufacturing machine	
materials	5	4	2	4	3	3	5	2	8	3	2	2	2	3	5	4	1	3	4	5	3	4	2		79	materials	
woodworking machine	1					1			2		1	1				1	1		1			1	1		11	woodworking machine	
conveying machine		2						1				1		1	1				1	2					9	conveying machine	
kiln, caldron	1	1	1	1				1	1								1								7	kiln, caldron	
unclassifiable	1				1					1											1				4	unclassifiable	
construction machine		1				1							1												3	construction machine	
power transmission mechanism												1					1								2	power transmission mechanism	
crane							1																		1	crane	
chemical facilities				1																					1	chemical facilities	
engine																											engine
mobile silviculture machine																											mobile silviculture machine

manufacturing machines																												2	manufacturing machines	
truck												1						1											2	truck
conveyor												1		1															2	conveyor
other powered conveying machines																		1											2	other powered conveying machines
human power machine																													2	human power machine
machine/equipment as load																													2	machine/equipment as load
vehicle for high lift work																													1	vehicle for high lift work
mixer, grinder																													1	mixer, grinder
roll machine (except printingroll machine)																													1	roll machine (except printingroll machine)
mobile crane																													1	mobile crane
forklift																													1	forklift
other vehicles																													1	other vehicles
pressure vessel																													1	pressure vessel
industrial dryer																													1	industrial dryer
timbering																													1	timbering
radiation																													1	radiation
engine																														engine
band sawing																														band sawing

machine																							machine
wood planer machine																							wood planer machine
hollow chisel mortiser, wood borer																							hollow chisel mortiser, wood borer
chamfering machine, router, woodworking milling machine																							chamfering machine, router, woodworking milling machine
other woodworking machines																							other woodworking machines
leveling, transporting or loading machine																							leveling, transporting or loading machine
excavating machine																							excavating machine
foundation work machine																							foundation work machine
hardening machine																							hardening machine
demolition machine																							demolition machine
other construction machines																							other construction machines
lathe																							lathe
drill press, milling machine																							drill press, milling machine

power press																											power press	
forging pressure hammer																												forging pressure hammer
shearing machine																												shearing machine
centrifugal machine																												centrifugal machine
injection molding machine																												injection molding machine
printing machine																												printing machine
industrial robot																												industrial robot
felling machine																												felling machine
mobile logging machine																												mobile logging machine
skyline yarding machine																												skyline yarding machine
other mobile silviculture machine																												other mobile silviculture machine
crane																												crane
derrick crane																												derrick crane
elevator, lift																												elevator, lift
cargo lifting appliance																												cargo lifting appliance
gondola																												gondola
lumberyard equipment, logging																												lumberyard equipment, logging

cableway																										cableway	
simple skyline yarding equipment																											simple skyline yarding equipment
other powered crane																											other powered crane
railway equipment																											railway equipment
loader																											loader
straddle carrier																											straddle carrier
rough terrain hauler																											rough terrain hauler
railway vehicle																											railway vehicle
chemical facilities																											chemical facilities
gas welding equipment																											gas welding equipment
arc welding equipment																											arc welding equipment
other welding equipment																											other welding equipment
other kiln, caldron																											other kiln, caldron
electric power facilities																											electric power facilities
slinging tool																											slinging tool
explosive substance																											explosive substance
inflammable substance																											inflammable substance
total	58	58	64	73	80	93	88	111	129	92	113	101	95	96	101	94	101	95	148	141	108	118	98	106	2,361	total	

Transition of workers' age groups of fatal and non-fatal accidents in 130301 bathhouse in Japan (1999-2022)

Age	1999	2000	2001	2002	2003	2004	2005	2006	2007	2008	2009	2010	2011	2012	2013	2014	2015	2016	2017	2018	2019	2020	2021	2022	total	Age
60 years old or more	20	16	21	11	21	46	19	30	24	29	48	41	47	35	38	36	46	34	66	73	53	50	55	53	912	60 years old or more
50-59	23	23	16	35	27	22	28	38	48	24	33	27	23	26	22	28	25	27	45	28	22	34	21	21	666	50-59
40-49	6	7	8	13	11	7	10	11	19	15	9	12	12	9	18	11	19	21	19	14	13	15	13	15	307	40-49
20-29	5	5	10	6	7	7	15	9	18	8	10	7	7	11	13	3	5	7	8	10	11	9	3	11	205	20-29
30-39	3	5	4	6	13	9	16	22	14	14	10	11	6	14	7	13	5	6	10	13	7	10	4	5	227	30-39
19 years old or less	1	2	5	2	1	2		1	6	2	3	3		1	3	3	1			3	2		2	1	44	19 years old or less
total	58	58	64	73	80	93	88	111	129	92	113	101	95	96	101	94	101	95	148	141	108	118	98	106	2,361	total

Transition of workers' number of workplace of fatal and non-fatal accidents in 130301 bathhouse in Japan (1999-2022)

Workers scale	1999	2000	2001	2002	2003	2004	2005	2006	2007	2008	2009	2010	2011	2012	2013	2014	2015	2016	2017	2018	2019	2020	2021	2022	total	Workers scale
10-29	17	14	20	15	29	27	24	24	39	25	27	36	31	29	27	27	26	26	36	31	25	30	31	42	658	10-29
50-99	8	14	8	14	10	21	19	24	25	20	29	23	18	24	27	17	26	13	39	30	26	30	20	29	514	50-99
30-49	8	13	18	21	16	18	17	30	27	24	29	19	27	24	21	19	23	24	26	43	24	27	27	25	550	30-49
100-299	7	11	9	7	13	12	13	15	19	13	9	10	10	10	13	18	15	23	28	20	21	12	7	6	321	100-299
9 workers or less	15	6	9	15	10	15	11	17	10	8	18	13	9	8	11	13	11	8	15	15	11	15	12	4	279	9 workers or less
300 workers or more	3			1	2		4	1	9	2	1			1	2			1	4	2	1	4	1		39	300 workers or more
total	58	58	64	73	80	93	88	111	129	92	113	101	95	96	101	94	101	95	148	141	108	118	98	106	2,361	total

Transition of occurred months of fatal and non-fatal accidents in 130301 bathhouse in Japan (1999-2022)

Month	1999	2000	2001	2002	2003	2004	2005	2006	2007	2008	2009	2010	2011	2012	2013	2014	2015	2016	2017	2018	2019	2020	2021	2022	total	Month
May	2	2	7	10	6	4	8	12	15	15	16	11	13	4	7	7	5	4	10	9	9	8	3	13	200	May
October	7	8	4	7	5	6	6	8	10	3	8	6	3	7	11	7	7	12	15	10	11	10	6	12	189	October
December	6	6	3	7	4	7	9	3	9	8	7	5	5	6	5	3	6	9	12	11	5	17	9	12	174	December
February	8	8	2	7	8	5	4	10	13	7	11	10	7	7	6	11	10	8	11	14	12	9	11	11	210	February
March	4	5	4	4	10	10	4	13	12	8	12	8	9	7	6	7	5	7	13	17	9	5	9	11	199	March
June	6	4	7	3	7	8	15	13	14	8	7	10	9	7	7	10	11	8	15	11	10	11	7	10	218	June
April	4	1	4	2	10	10	6	8	6	9	8	12	5	15	8	9	7	7	8	6	3	5	8	8	169	April
July	6	6	4	8	1	14	7	13	11	7	11	9	8	10	10	8	10	8	10	14	8	12	10	7	212	July
January	4	7	8	11	9	8	6	11	15	6	16	9	13	13	15	5	13	12	16	15	14	12	10	6	254	January
November	4	4	7	5	5	6	9	9	7	10	5	7	12	9	11	10	10	9	15	9	3	13	8	6	193	November
August	5	2	7	4	10	9	8	8	9	5	4	9	10	5	10	8	10	5	7	17	13	10	6	6	187	August
September	2	5	7	5	5	6	6	3	8	6	8	5	1	6	5	9	7	6	16	8	11	6	11	4	156	September
total	58	58	64	73	80	93	88	111	129	92	113	101	95	96	101	94	101	95	148	141	108	118	98	106	2,361	total

Transition of prefectures of fatal and non-fatal accidents in 130301 bathhouse in Japan (1999-2022)

Prefecture	1999	2000	2001	2002	2003	2004	2005	2006	2007	2008	2009	2010	2011	2012	2013	2014	2015	2016	2017	2018	2019	2020	2021	2022	total	Prefecture
Hokkaido	2	7	3		3		7	6	9	8	8	7	6	6	11	13	11	10	14	14	11	14	9	14	193	Hokkaido
Saitama	1		2		1		2	4	9	4	10	6	2	5	4	2	4	4	11	5	5	8	8	9	106	Saitama
Osaka	6	3	3		3		8	8	8	6	7	7	3	6	3	3	1	4	5	3	6	2	4	6	105	Osaka
Kumamoto	1	2	7		7		6	6	4	3	3	3	9		6	4	5	2	3	3	7	9	6	6	102	Kumamoto
Hyogo	1	1	3		3		1	7	5	3	2	2	4	2	5	2	5	3	5	8	6	4	2	6	80	Hyogo
Tochigi	2		1		3		1	1	3	2	3		1	3	2				4	4		2		6	38	Tochigi
Fukuoka	4	3	2		3		2	1	6	4	4		3	1	2	5	4	6	9	4	3	5	4	5	80	Fukuoka

Tokyo	7	1	2		4		2	5	17	5	7	5		3	4	1	7	4	4	8	5	3	6	4	104	Tokyo
Kagoshima	4	2	1		1		3	4	1	2	1		1	2	3	8	5	1	5	6	2	8	6	4	70	Kagoshima
Gifu	1				3		1	4	1	1	7	3	3	3	5	1	3	4	3	6	1	3	3	4	60	Gifu
Aomori	1	2	3		5		7		5	2	1	3	4	9	1	1	2	5	3	4	4	1	6	3	72	Aomori
Chiba	1	1					1	4	5	4	2		1	4		3	5	2	7	5	8	4	6	3	66	Chiba
Gunma	1	2			2		1	3	4	2	5	4		4	3		6	4	2	1	6	2	2	3	57	Gunma
Fukui		2					1	1	1	2			2	2	1	1	1		4	2	1	1	1	3	26	Fukui
Miyagi					1				1			1	1	1	2	1	1		1	1		1	2	3	17	Miyagi
Yamagata	1	2						1				1	2	1		1				1	2	1		3	16	Yamagata
Kanagawa	1	1	1		2		8	9	6	2		6	4	5	7	1	6	9	16	5	6	3		2	100	Kanagawa
Aichi	3	8	6		10		5	8	5	5	3	2	3	5	3	5	3	2	4	7	3	6		2	98	Aichi
Mie	3	2			1		1	2	3	3	5	3	1		1	1	1	3	3	3	2	3	1	2	44	Mie
Hiroshima	1	1	2		2		2	2	1	2	1	2	3		1		1	2	3	1	2		2	2	33	Hiroshima
Yamanashi			1		1		3	1			2				4		2	3	2	1	1		2	2	25	Yamanashi
Wakayama					1			1			1	1	1		1		1					1	3	2	13	Wakayama
Niigata		1	1					2	4	2	3	4	4	4	2	2	4		7	4	5	4		1	54	Niigata
Ishikawa	1	3	1				2	1	2	6	1	2	7	4	2	3	2	5	2	2	4		3	1	54	Ishikawa
Kyoto	1				4		2	5	2	1	2	5	1	2	1	3	2	1	3	3	3	5	3	1	50	Kyoto
Nagano	3	1	3		2			5	2	2	3	2	4	2	2	4	3	1	3	2	1	1	2	1	49	Nagano
Saga	1	2	5		1		2	1		1	3	1	3	3		4	1	4	4	5		1	2	1	45	Saga
Ehime	2	1	2		1		3	1	1	2	3	4	3		3	3	1	3	1	2		2	3	1	42	Ehime
Akita		1	1		1		2		4	3	4	1	1	1	2	1			1			2	1	1	27	Akita
Ibaraki			1		2		1	1	3	2	1	1	1	2	1	4				2	1	2		1	26	Ibaraki

Okayama							1	1		1	1	2	3	1	1	2	3	1	1	1		3	2	1	25	Okayama
Miyazaki	1		1		2			1	1			1	3	1	1		1	1	1		2	5	1	1	24	Miyazaki
Toyama	2	1	1					1	1		1	1			2		1	1	1	3		1		1	18	Toyama
Kagawa			3					2				2	1			1			2	3		1		1	16	Kagawa
Shizuoka		2			2		3	2	4	2	3	6	1	2	1	2	1	6	3	5	1	2	3		51	Shizuoka
Nara	1	4	4		2		1	2	1	1	3	2	4	2	2	5	3	1	4	3	4				49	Nara
Oita	3	1			2		1		1		2	2	1	1	3	3	2	2	3	4	1	1	1		34	Oita
Shiga									2		1	1	1	3	2	1	1			2	1	3	1		19	Shiga
Shimane			1		1			2	1	4	1	2	1	1		1			1	1		2			19	Shimane
Yamaguchi	1	1	1		1		1	2				2		2			2	1		1	2		1		18	Yamaguchi
Fukushima			1					2	2	1	1			1	2	1			1	3	1				16	Fukushima
Iwate					1		1	1	2	2	1	1	2	1					1	1			1		15	Iwate
Kochi			1		1		2	1		1	4	2											1		13	Kochi
Nagasaki							2				2	1			4					1		1			11	Nagasaki
Tottori									2	1	1			1	1				1	1		1			9	Tottori
Okinawa	1				1		1													1					4	Okinawa
Tokushima							1								1										2	Tokushima
total	58	58	64	73	80	93	88	111	129	92	113	101	95	96	101	94	101	95	148	141	108	118	98	106	2,361	total

Data Source : <https://anzeninfo.mhlw.go.jp/user/anzen/tok/anst00.html> MHLW, Jaan

Return to https://www.jisha.or.jp/english/statistics/202312_05.html