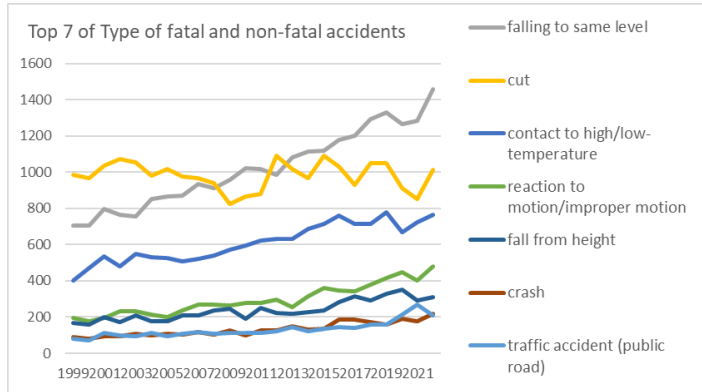
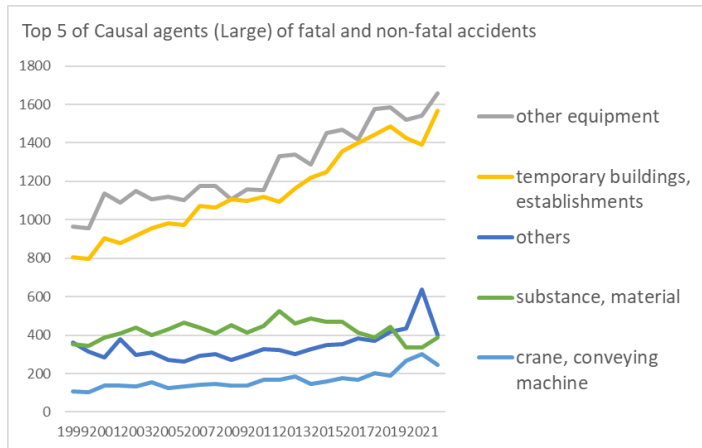


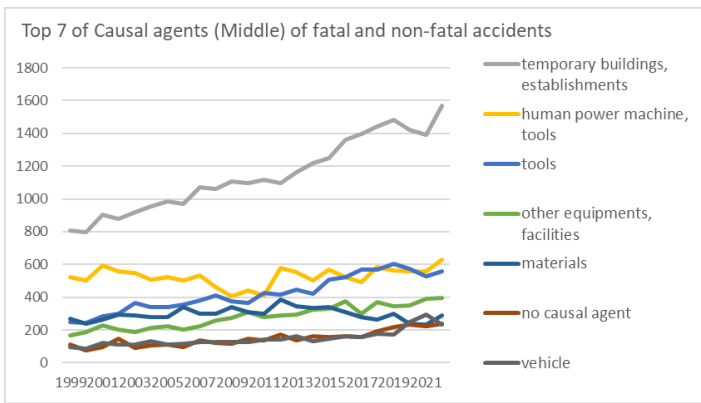
Transition of fatal and non-fatal accidents in 140201 general restaurant in Japan (1999-2022)



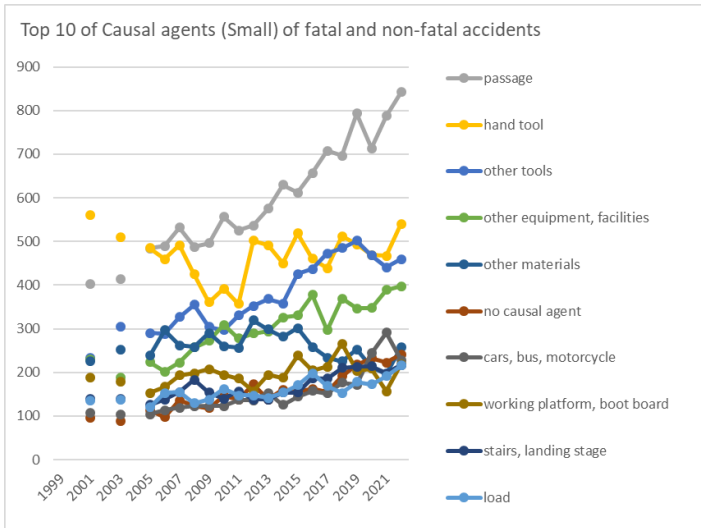
Transition of Top 7 of Type of fatal and non-fatal accidents in 140201 general restaurant in Japan (1999-2022)



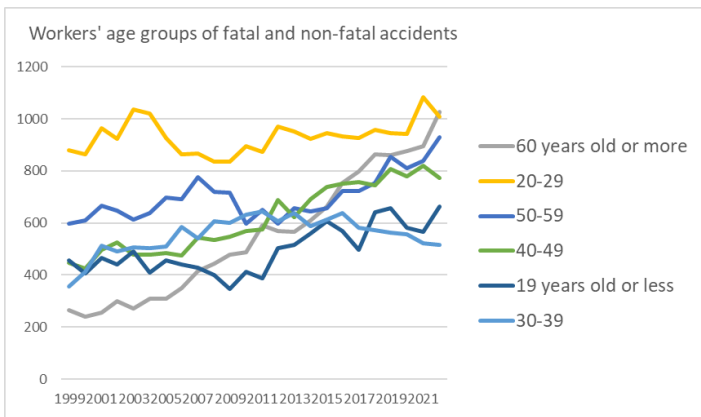
Transition of Top 5 of Causal agents (Large) of fatal and non-fatal accidents in 140201 general restaurant in Japan (1999-2022)



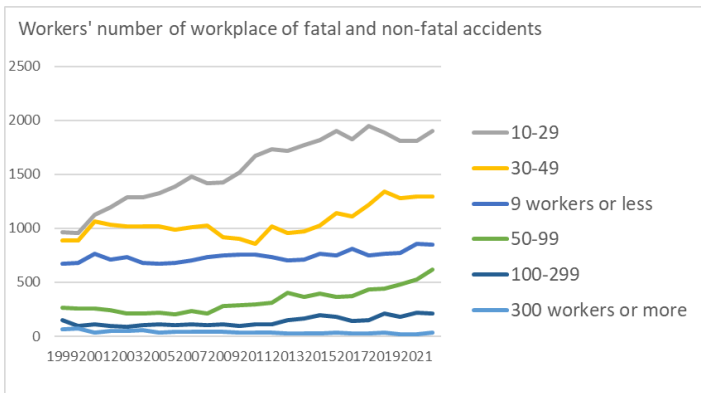
Transition of Top 7 of Causal agents (Middle) of fatal and non-fatal accidents in 140201 general restaurant in Japan (1999-2022)



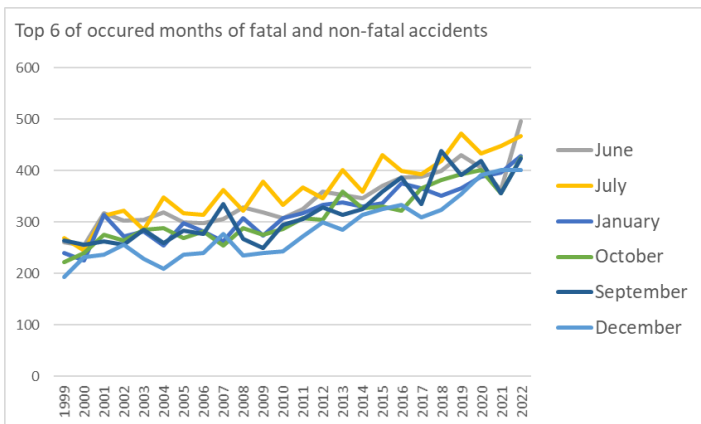
Transition of Top 10 of Causal agents (Small) of fatal and non-fatal accidents in 140201 general restaurant in Japan (1999-2022)



Transition of workers' age groups of fatal and non-fatal accidents in 140201 general restaurant in Japan (1999-2022)



Transition of workers' number of workplace of fatal and non-fatal accidents in 140201 general restaurant in Japan (1999-2022)



Transition of Top 6 of occurred months of fatal and non-fatal accidents in 140201 general restaurant in Japan (1999-2022)

caught in/between	159	112	153	151	161	156	160	148	158	147	160	160	186	205	184	192	164	165	154	168	197	174	158	178	3,950	in/between
struck by flying or falling object	100	103	115	140	102	117	114	124	128	134	114	125	98	123	132	128	149	141	138	152	124	141	131	127	3,000	struck by flying or falling object
crashed by	31	27	25	26	26	41	26	26	23	39	31	40	34	26	39	29	34	36	38	39	41	39	46	51	813	crashed by
others	25	28	31	26	32	20	24	25	41	41	42	30	39	37	31	31	35	22	37	36	31	79	334	42	1,119	others
collapse	16	19	20	24	22	18	27	20	33	20	20	28	25	23	18	29	14	28	26	29	29	25	22	17	552	collapse
contact to harmful substance	13	8	17	13	20	16	15	22	20	14	19	13	20	19	15	8	17	15	32	20	30	23	20	15	424	contact to harmful substance
unclassifiable	9	11	10	16	12	11	8	10	7	8	8	7	9	11	14	12	8	7	9	12	5	2	4	7	217	unclassifiable
electric shock	1	3	2	1	3		3	1	4	1	4	2		3	5		2	3	2	3	1	2	2	6	54	electric shock
explosion	6	6	10	10	10	7	9	4	15	10	11	13	3	5	5	8	5	3	2	9	1	3	6	5	166	explosion
fire	3	8	3	2	2	4	4	5	5	5	5	2	6	3	4	5	2	3	4	3	3	6	6	3	96	fire
injury to the sole of the foot	5	4	5	2	5	2	4	2	3	6	6	4		7	3	5	6	3	7	4	5	1	2	3	94	injury to the sole of the foot
burst		2	2				2	3	1	1	2	2	3	2	1	3		3	1				1	2	31	burst
traffic accident (others)		1						2	1	1				2	2			2	1		2		2	1	17	traffic accident (others)
drown	1		2				1		1				5		1	2		1				1			15	drown
total	2,998	2,955	3,364	3,328	3,396	3,357	3,387	3,403	3,576	3,540	3,526	3,591	3,723	3,935	3,953	4,018	4,229	4,364	4,284	4,534	4,689	4,549	4,728	4,916	92,343	total

Transition of Causal agents (Large) of fatal and non-fatal accidents in 140201 general restaurant in Japan (1999-2022)

Causal (L) agents	1999	2000	2001	2002	2003	2004	2005	2006	2007	2008	2009	2010	2011	2012	2013	2014	2015	2016	2017	2018	2019	2020	2021	2022	total	Causal (L) agents
other equipment	964	957	1,135	1,090	1,151	1,105	1,121	1,104	1,175	1,175	1,106	1,157	1,156	1,333	1,339	1,287	1,453	1,470	1,418	1,578	1,586	1,520	1,544	1,660	30,584	other equipment

temporary buildings, establishments	806	796	903	879	918	956	983	972	1,072	1,063	1,109	1,098	1,118	1,095	1,163	1,219	1,248	1,359	1,398	1,444	1,484	1,424	1,390	1,567	27,464	temporary buildings, establishments
others	361	316	285	379	296	312	269	261	292	301	269	295	327	322	300	325	350	353	383	371	418	433	637	402	8,257	others
substance, material	353	344	388	410	439	399	430	465	437	411	450	414	447	525	460	485	470	468	412	388	444	336	334	386	10,095	substance, material
crane, conveying machine	109	101	136	136	133	155	125	135	143	145	137	136	167	166	184	147	159	175	169	201	189	267	301	246	3,962	crane, conveying machine
machine	231	233	252	225	232	212	246	219	207	237	221	220	255	230	241	248	262	254	233	246	252	233	207	238	5,634	machine
load	104	118	144	133	142	117	124	160	157	131	143	171	150	154	147	158	177	204	172	156	182	179	193	218	3,734	load
environment	70	90	121	76	85	101	89	87	93	77	91	100	103	110	119	149	110	81	99	150	134	157	122	199	2,613	environment
total	2,998	2,955	3,364	3,328	3,396	3,357	3,387	3,403	3,576	3,540	3,526	3,591	3,723	3,935	3,953	4,018	4,229	4,364	4,284	4,534	4,689	4,549	4,728	4,916	92,343	total

Transition of Causal agents (Middle) of fatal and non-fatal accidents in 140201 general restaurant in Japan (1999-2022)

Causal (M) agents	1999	2000	2001	2002	2003	2004	2005	2006	2007	2008	2009	2010	2011	2012	2013	2014	2015	2016	2017	2018	2019	2020	2021	2022	total	Causal (M) agents
temporary buildings, establishments	806	796	903	879	918	956	983	972	1,072	1,063	1,109	1,098	1,118	1,095	1,163	1,219	1,248	1,359	1,398	1,444	1,484	1,424	1,390	1,567	27,464	temporary buildings, establishments
human power machine, tools	521	504	592	557	546	509	522	503	531	461	408	443	411	578	552	504	570	523	492	583	563	556	559	629	12,617	human power machine, tools
tools	250	243	283	299	368	340	341	355	382	412	376	363	424	414	446	420	507	523	568	571	602	576	529	558	10,150	tools
other equipments, facilities	170	189	230	203	189	215	223	202	222	257	272	309	278	289	294	326	331	378	297	369	347	348	389	397	6,724	other equipments, facilities
materials	268	240	262	292	288	279	281	342	302	297	340	309	297	386	343	333	338	311	278	266	299	239	231	291	7,112	materials

metal manufacturing machine	9	2	4	1	2		2		1		2	2		1	1								2	29	manufacturing machine	
construction machine	1		2							2	1		1	1					1				1	10	construction machine	
chemical facilities																1	1	1	1					4	chemical facilities	
welding equipment															1			1			1		3	3	welding equipment	
engine														1										1	1	engine
mobile silviculture machine																						1		1	1	mobile silviculture machine
total	2,998	2,955	3,364	3,328	3,396	3,357	3,387	3,403	3,576	3,540	3,526	3,591	3,723	3,935	3,953	4,018	4,229	4,364	4,284	4,534	4,689	4,549	4,728	4,916	92,343	total

Transition of Causal agents (Small) of fatal and non-fatal accidents in 140201 general restaurant in Japan (1999-2022)

Causal (S) agents	1999	2000	2001	2002	2003	2004	2005	2006	2007	2008	2009	2010	2011	2012	2013	2014	2015	2016	2017	2018	2019	2020	2021	2022	total	Causal (S) agents
passage			402		413		484	490	532	488	496	556	525	537	575	630	612	657	708	696	793	713	788	842	11,937	passage
hand tool			561		510		485	459	491	425	361	392	357	502	491	450	519	460	439	512	493	469	467	540	9,383	hand tool
other tools			233		305		290	288	327	355	304	297	331	352	368	358	426	437	473	485	502	468	441	459	7,499	other tools
other equipment, facilities			230		189		223	202	222	257	272	309	278	289	294	326	331	378	297	369	347	348	389	397	5,947	other equipment, facilities
other materials			225		253		238	297	262	258	290	260	256	319	299	282	301	258	234	225	253	211	196	257	5,174	other materials
no causal agent			96		89		113	97	136	124	118	146	138	173	138	160	156	162	156	191	218	233	222	241	3,107	no causal agent
cars, bus, motorcycle			108		104		104	113	119	123	123	123	137	136	153	126	144	158	152	176	172	244	291	228	3,034	cars, bus, motorcycle
working platform,			188		178		153	167	193	198	207	194	186	157	194	188	238	205	213	266	204	208	157	219	3,913	working platform,

boot board																											boot board
stairs, landing stage			139		139		126	138	155	183	154	140	157	138	138	154	154	187	186	210	213	214	198	217	3,340	stairs, landing stage	
load			135		137		120	153	155	129	138	162	147	147	142	154	171	198	169	153	178	173	191	216	3,168	load	
food manufacturing machine			190		181		163	158	156	181	168	166	198	168	182	188	203	200	186	192	193	180	163	169	3,585	food manufacturing machine	
other causal agent			172		190		140	157	143	158	136	136	179	138	148	151	176	182	216	172	192	197	409	151	3,543	other causal agent	
building, establishment			104		109		118	104	110	134	155	124	170	160	150	130	140	156	170	147	134	148	134	136	2,733	building, establishment	
other temporary buildings, establishments			55		64		88	63	68	50	82	71	68	81	91	98	89	132	103	105	120	120	93	130	1,771	other temporary buildings, establishments	
ladder			50		62		51	66	55	57	72	65	93	62	78	62	81	85	95	84	100	108	88	99	1,513	ladder	
other environments			39		23		36	31	27	24	27	42	35	36	52	55	41	41	45	59	38	46	40	93	830	other environments	
high/cold temperature environment			61		41		33	35	36	33	36	38	47	62	41	71	47	28	42	58	68	67	61	89	994	high/cold temperature environment	
human power hauling equipment			28		32		36	43	39	33	45	50	52	74	58	52	48	62	53	67	63	79	84	75	1,073	human power hauling equipment	
other hazards, harmful substances			82		107		108	75	91	66	77	67	112	93	75	104	88	106	97	80	106	72	80	62	1,748	other hazards, harmful substances	
kiln, caldron			12		26		23	29	24	17	35	30	22	32	24	18	20	20	34	38	51	26	43	50	574	kiln, caldron	
other general power machines			39		39		61	47	36	44	38	36	37	41	34	40	37	38	38	40	39	41	27	42	794	other general power machines	
metal material			31		31		35	34	37	28	39	41	30	59	35	39	34	47	36	31	34	20	28	30	699	metal material	
opening			11		7		9	7	6	7	12	7	7	18	10	13	13	16	17	15	19	17	16	22	249	opening	
inflammable substance			22		19		23	22	20	16	13	17	14	21	18	30	14	13	9	19	13	13	12	17	345	inflammable substance	

water			13		16		17	18	27	16	22	13	19	11	24	21	17	10	9	29	25	40	17	15	379	water	
roll machine (except printingroll machine)			11		6		8	7	10	6	5	9	12	10	13	14	7	7	6	9	10	9	9	14	182	roll machine (except printingroll machine)	
human power cranes					1						1						1			1	4	6	6	14	34	human power cranes	
unclassifiable			17		17		16	7	13	19	15	13	10	11	14	14	18	9	11	8	8	3	6	10	239	unclassifiable	
other pressure vessels			5		5		3	4	8	12	4	3	8	3	6	7	6	11	5	3	6	4	2	10	115	other pressure vessels	
harmful substance			8		7		10	14	9	10	6	10	10	14	13	3	19	11	14	10	8	4	2	9	191	harmful substance	
truck			5		10		5	7	6	8	5	3	13	13	10	9	7	12	3	8	7	12	4	9	156	truck	
other electrical equipment			5		7		4	2	5	6	4	5	5	7	10	7	6	5	10	4	6	7	12	9	126	other electrical equipment	
inflammable gas			14		18		8	12	13	22	12	9	14	9	10	15	11	26	13	12	15	7	9	5	254	inflammable gas	
other kiln, caldron			6		8		2	3	3	7	5	3	2	5	3	3	10	3	5	1	4	1	7	5	86	other kiln, caldron	
other vehicles			14		9		7	4	7	6	5	6	3	8	8	3	4	2	4	3	1	3	1	4	102	other vehicles	
lumber, bamboo			5		4		6	10	3	10	9	5	9	7	8	9	2	3	6	8	9	7	6	3	129	lumber, bamboo	
power transmission mechanism					1		3	1		1	2	1		2		2	1	4			1			3	22	power transmission mechanism	
machine/equipment as load			9		5		4	7	2	2	5	9	3	7	5	4	6	6	3	3	4	6	2	2	94	machine/equipment as load	
mixer, grinder			4		2		4	5	3	2	5	2	3	5	6	2	8	3	2	3	5	3	3	2	72	mixer, grinder	
conveyor			4		4		2	1	5	3	2	1	8	2	4	4		3	3	8		1	3	2	60	conveyor	
explosive substance									2		2	2		2	1			1	1	1	1	3	1		2	18	explosive substance
circular sawing machine			1				1							3		1		3		1	1			3	2	17	circular sawing machine

elevator, lift			2		3		4	9	4	5	2	2	2	4	5	3	2		5	4	6	5	1	1	69	elevator, lift
roof, beam, haze, crossbeam, principal rafter			4		3		4	3	6	3	1	6	3	3	3	5	1	4		4	1	4	2	1	61	roof, beam, haze, crossbeam, principal rafter
natural ground, rock			7		2		2	2	3	2	4	4	1	1	2		1	2		2	2	1	1	1	40	natural ground, rock
transmission			1				2	4		2	1		3	4	3		2	2	1	4	4	1	2	1	37	transmission
stone, sand, substance			1				2	1		1	2	3	2	1	1	3	1	3	2	2	3	1	1	1	31	stone, sand, substance
pressure vessel					2		1			1		1	2				1	2	3	2		1		1	17	pressure vessel
other metal manufacturing machines			4		2		2		1			2		1		1								1	14	other metal manufacturing machines
abnormal environment			1		3		1	1		1			1				1		1	1			1	1	13	abnormal environment
chain saw					1		2						2		1			1			1			1	9	chain saw
forklift			1										1	1			1				1	1		1	7	forklift
other woodworking machines														2	1		1			1				1	6	other woodworking machines
injection molding machine								1	1	1	1									1				1	6	injection molding machine
demolition machine																								1	1	demolition machine
forging pressure hammer																								1	1	forging pressure hammer
crane																								1	1	crane
human power machine			3		3		1	1	1	3	1	1	2	2	3	2	2	1		3	3	2	2		36	human power machine

other powered conveying machines			2		2		2		1			1	3	1	4	1	1		2	2	1	1	1		25	other powered conveying machines
scaffolding					5		1		2		2	2	1	2	1	1	1	2	1				1		21	scaffolding
standing tree									1	2	3				2	3		2	1	1	3	2		20	standing tree	
wood planer machine			1						1		3					1								6	wood planer machine	
slinging tool					1				1							1		2						6	slinging tool	
boiler												1			2		1		1					5	boiler	
industrial dryer								1			1						1	1	1					5	industrial dryer	
electric power facilities			1														1							5	electric power facilities	
other powered crane					1																		1	4	other powered crane	
chemical facilities																		1	1	1	1			4	chemical facilities	
leveling, transporting or loading machine			1																					2	leveling, transporting or loading machine	
excavating machine											1	1												2	excavating machine	
vehicle for high lift work																	1						1	2	vehicle for high lift work	
other construction machines			1																					2	other construction machines	
centrifugal machine								1																2	centrifugal machine	
industrial robot																							1	2	industrial robot	
railway vehicle								1																2	railway vehicle	
other welding																							1	1	2	other welding

equipment																							equipment
timbering																	1			1		2	timbering
engine													1									1	engine
chamfering machine, router, woodworking milling machine																			1			1	chamfering machine, router, woodworking milling machine
grinding machine, buffing machine															1							1	grinding machine, buffing machine
shearing machine													1									1	shearing machine
printing machine							1															1	printing machine
other mobile silviculture machine																				1		1	other mobile silviculture machine
mobile crane							1															1	mobile crane
gas welding equipment																1						1	gas welding equipment
band sawing machine																							band sawing machine
hollow chisel mortiser, wood borer																							hollow chisel mortiser, wood borer
foundation work machine																							foundation work machine
hardening machine																							hardening machine
lathe																							lathe
drill press, milling machine																							drill press, milling machine

60 years old or more	265	239	257	299	272	308	310	349	417	444	477	488	590	568	567	610	664	754	798	864	862	875	896	1,026	13,199	60 years old or more
20-29	881	864	964	924	1,036	1,021	928	863	868	837	837	895	873	972	952	923	947	932	928	957	945	943	1,084	1,009	22,383	20-29
50-59	596	610	665	649	613	639	699	690	777	720	716	598	651	598	657	645	656	722	724	753	855	812	840	929	16,814	50-59
40-49	446	424	498	524	479	479	484	474	543	534	547	568	577	687	623	691	740	750	756	746	807	780	820	772	14,749	40-49
19 years old or less	455	406	467	441	490	408	456	441	429	399	348	411	388	502	515	560	608	568	496	641	656	583	566	664	11,898	19 years old or less
30-39	355	412	513	491	506	502	510	586	542	606	601	631	644	608	639	589	614	638	582	573	564	556	522	516	13,300	30-39
total	2,998	2,955	3,364	3,328	3,396	3,357	3,387	3,403	3,576	3,540	3,526	3,591	3,723	3,935	3,953	4,018	4,229	4,364	4,284	4,534	4,689	4,549	4,728	4,916	92,343	total

Transition of workers' number of workplace of fatal and non-fatal accidents in 140201 general restaurant in Japan (1999-2022)

Workers scale	1999	2000	2001	2002	2003	2004	2005	2006	2007	2008	2009	2010	2011	2012	2013	2014	2015	2016	2017	2018	2019	2020	2021	2022	total	Workers scale
10-29	963	959	1,125	1,198	1,284	1,288	1,329	1,384	1,476	1,421	1,422	1,515	1,670	1,730	1,716	1,775	1,819	1,899	1,824	1,951	1,889	1,813	1,812	1,904	37,166	10-29
30-49	885	888	1,067	1,033	1,022	1,021	1,020	988	1,011	1,023	918	900	855	1,016	957	976	1,028	1,140	1,110	1,220	1,338	1,281	1,292	1,297	25,286	30-49
9 workers or less	669	679	767	712	731	680	672	678	702	737	752	757	754	736	702	712	766	747	810	751	768	773	858	853	17,766	9 workers or less
50-99	264	254	254	239	215	211	218	202	232	215	278	288	295	308	402	364	392	364	372	434	443	482	530	617	7,873	50-99
100-299	150	99	113	95	92	101	110	105	111	104	113	94	114	113	150	162	195	180	142	152	215	180	218	214	3,322	100-299
300 workers or more	67	76	38	51	52	56	38	46	44	40	43	37	35	32	26	29	29	34	26	26	36	20	18	31	930	300 workers or more
total	2,998	2,955	3,364	3,328	3,396	3,357	3,387	3,403	3,576	3,540	3,526	3,591	3,723	3,935	3,953	4,018	4,229	4,364	4,284	4,534	4,689	4,549	4,728	4,916	92,343	total

Transition of occurred months of fatal and non-fatal accidents in 140201 general restaurant in Japan (1999-2022)

Month	1999	2000	2001	2002	2003	2004	2005	2006	2007	2008	2009	2010	2011	2012	2013	2014	2015	2016	2017	2018	2019	2020	2021	2022	total	Month
June	261	254	318	303	305	319	300	299	307	329	319	308	326	359	353	347	371	387	389	400	431	406	362	496	8,249	June
July	269	245	312	323	285	349	318	314	363	323	379	333	368	346	401	359	430	399	393	419	472	434	448	468	8,750	July
January	241	226	314	273	282	255	298	282	262	308	274	308	318	334	338	330	337	376	366	351	366	388	397	429	7,653	January
October	223	241	275	264	286	289	269	282	255	289	276	287	308	304	359	327	331	322	366	382	394	402	357	425	7,513	October

Aomori	28	26	22		19		26	21	21	24	30	16	16	16	16	20	12	22	19	24	25	35	29	32	499	Aomori
Toyama	13	17	23		22		22	15	9	24	21	19	16	31	19	22	28	20	29	29	23	23	37	31	493	Toyama
Kochi	23	30	23		18		26	24	34	18	33	18	37	33	31	28	31	27	20	30	24	24	28	27	587	Kochi
Fukui	15	12	13		15		22	14	13	19	10	10	14	22	19	15	17	18	21	30	30	26	16	25	396	Fukui
Akita	21	16	15		21		18	13	20	17	16	22	19	24	24	11	25	19	19	20	20	19	24	24	427	Akita
Iwate	17	11	28		22		12	29	25	24	25	16	27	25	29	33	30	25	24	22	32	27	38	23	544	Iwate
Shimane	16	16	17		9		17	10	12	12	10	11	17	15	17	13	16	15	13	13	10	15	25	22	321	Shimane
Yamanashi	17	15	23		20		25	11	11	15	18	25	20	18	22	26	20	24	20	33	32	20	21	19	455	Yamanashi
Tottori	8	4	21		11		10	9	6	14	11	15	20	8	19	9	12	10	16	9	11	14	13	12	262	Tottori
total	2,998	2,955	3,364	3,328	3,396	3,357	3,387	3,403	3,576	3,540	3,526	3,591	3,723	3,935	3,953	4,018	4,229	4,364	4,284	4,534	4,689	4,549	4,728	4,916	92,343	total

Data Source : <https://anzeninfo.mhlw.go.jp/user/anzen/tok/anst00.html> MHLW, Jaan

Return to https://www.jisha.or.jp/english/statistics/202312_05.html