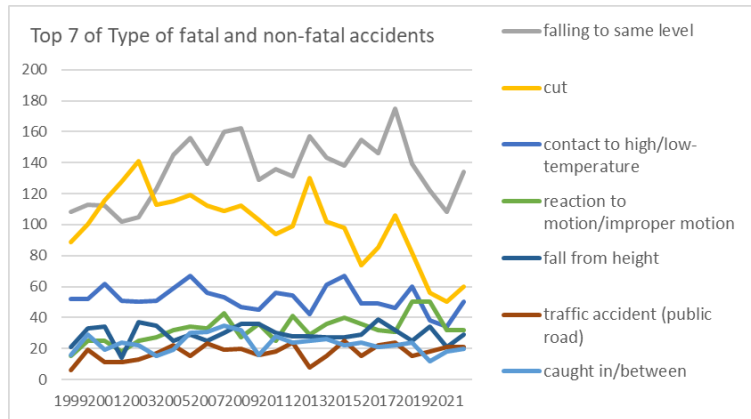
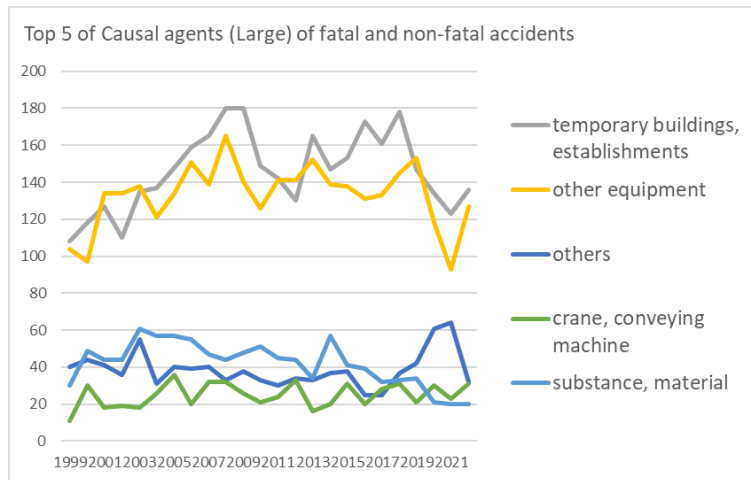


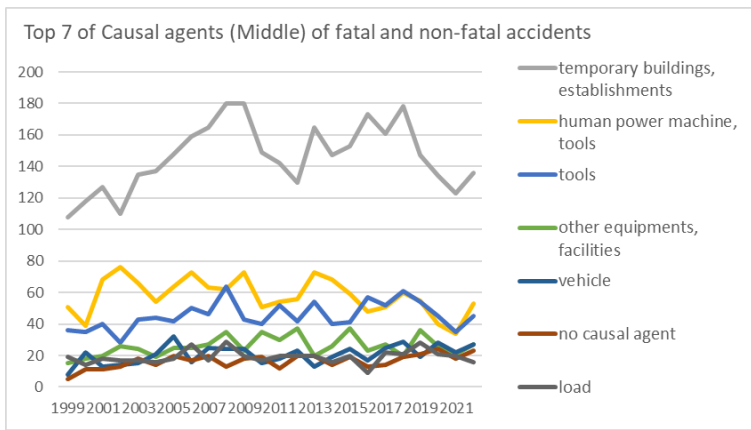
Transition of fatal and non-fatal accidents in 140209 other restaurants in Japan (1999-2022)



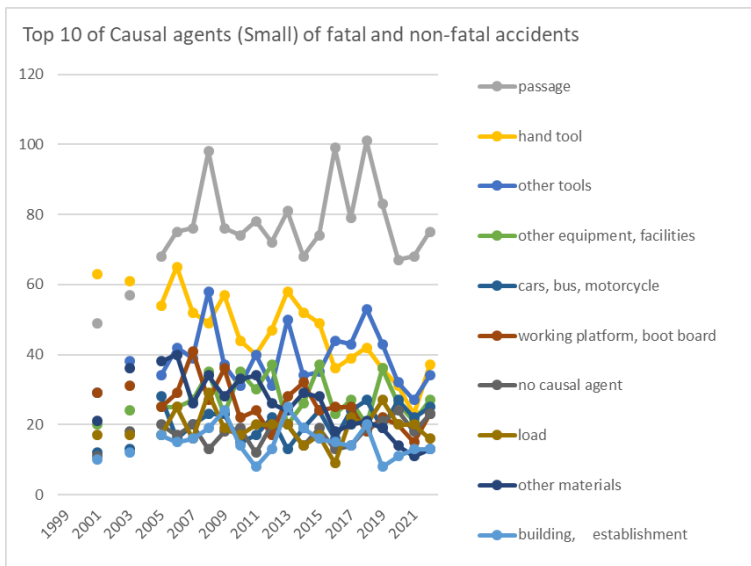
Transition of Top 7 of Type of fatal and non-fatal accidents in 140209 other restaurants in Japan (1999-2022)



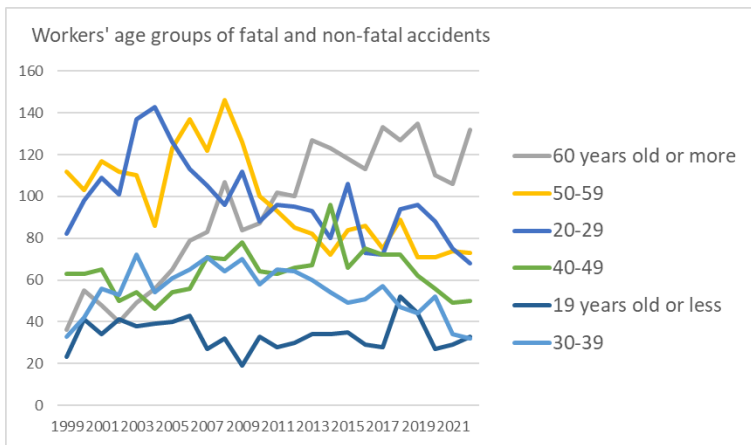
Transition of Top 5 of Causal agents (Large) of fatal and non-fatal accidents in 140209 other restaurants in Japan (1999-2022)



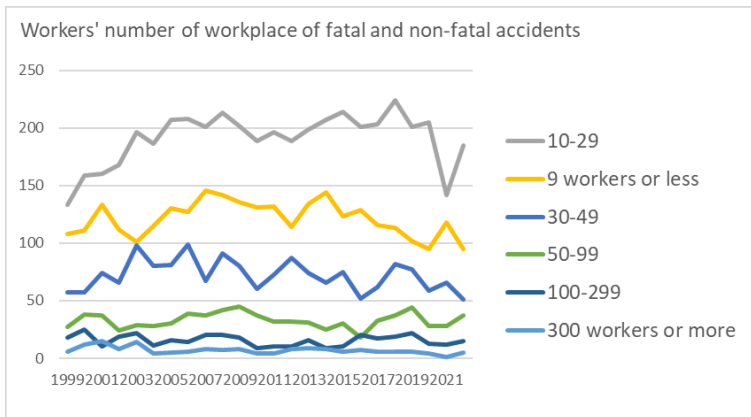
Transition of Top 7 of Causal agents (Middle) of fatal and non-fatal accidents in 140209 other restaurants in Japan (1999-2022)



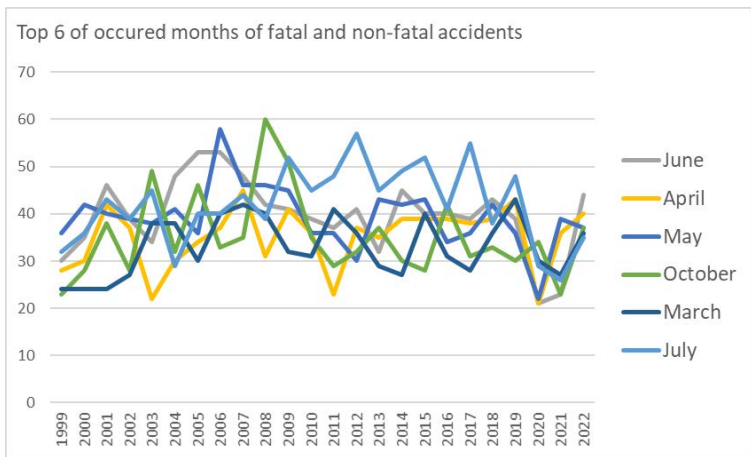
Transition of Top 10 of Causal agents (Small) of fatal and non-fatal accidents in 140209 other restaurants in Japan (1999-2022)



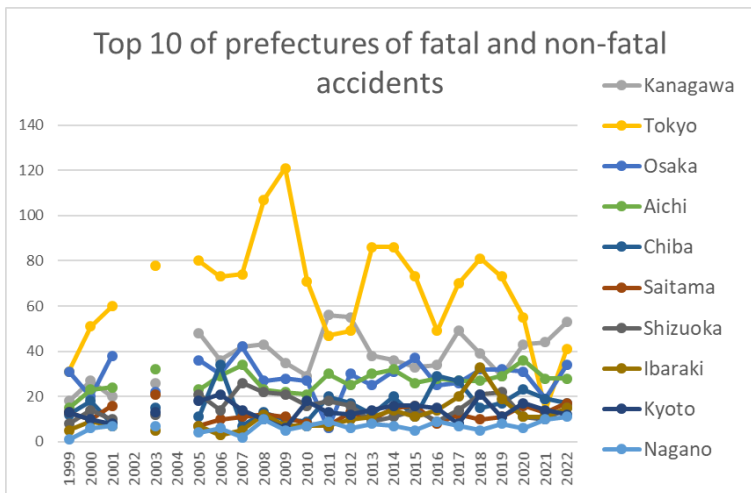
Transition of workers' age groups of fatal and non-fatal accidents in 140209 other restaurants in Japan (1999-2022)



Transition of workers' number of workplace of fatal and non-fatal accidents in 140209 other restaurants in Japan (1999-2022)



Transition of Top 6 of occurred months of fatal and non-fatal accidents in 140209 other restaurants in Japan (1999-2022)



Transition of Top 10 of prefectures of fatal and non-fatal accidents in 140209 other restaurants in Japan (1999-2022)

Transition of Type of fatal and non-fatal accidents in 140209 other restaurants in Japan (1999-2022)

Type of accidents	1999	2000	2001	2002	2003	2004	2005	2006	2007	2008	2009	2010	2011	2012	2013	2014	2015	2016	2017	2018	2019	2020	2021	2022	total	Type of accidents
falling to same level	108	113	112	102	105	123	145	156	139	160	162	129	136	131	157	143	138	155	146	175	139	122	108	134	3,238	falling to same level
cut	89	100	116	128	141	113	115	119	112	109	112	103	94	99	130	102	98	74	85	106	82	56	50	60	2,393	cut

contact to high/low-temperature	52	52	62	51	50	51	59	67	56	53	47	45	56	54	42	61	67	49	49	46	60	38	34	50	1,251	contact to high/low-temperature
reaction to motion/improper motion	15	25	25	18	25	27	32	34	33	43	27	36	25	41	29	36	40	36	32	31	50	50	32	32	774	reaction to motion/improper motion
fall from height	21	33	34	14	37	35	25	29	25	30	36	36	30	28	28	27	27	29	39	32	25	34	21	29	704	fall from height
traffic accident (public road)	6	19	11	11	13	17	22	15	23	19	20	16	18	24	8	15	25	15	22	24	15	18	21	21	418	traffic accident (public road)
caught in/between	16	29	19	24	22	15	19	30	31	35	32	16	28	24	25	26	22	24	21	22	24	12	18	20	554	caught in/between
crash	14	4	13	15	17	7	10	16	20	23	18	15	20	13	21	17	15	15	18	18	21	22	15	14	381	crash
crashed by	3	6	2	8	3	6	7	4	7	4	1	5	4	7	3	7	5	2	6	6	5	5	11	11	128	crashed by
struck by flying or falling object	13	9	19	13	17	16	19	15	16	22	19	15	14	11	11	16	9	13	11	12	18	10	10	8	336	struck by flying or falling object
others	5	6	6	5	7	3	4	2	9	5	8	5	10	1	2	4	7	5	4	2	3	31	43	3	180	others
collapse	3	1	2	2	3	3	3	3	1	4	1	2	4		2	1	1	4	1	2	5	4	1	3	56	collapse
contact to harmful substance		2	6	1	1		7	2	5	2	3	4	3	1	2	2	4	4	1	3	2	2	1	1	59	contact to harmful substance
fire					2		1			1	1	1			1			1						1	9	fire
traffic accident (others)	1	1																						1	3	traffic accident (others)
unclassifiable	2		2	3	14	4	1	1	2	3		2	2	2	1			1			1				41	unclassifiable
injury to the sole of		1		2		2						1		1	1		1			1	2			1	13	injury to the sole

other causal agent			29		22		18	20	20	18	19	13	18	11	12	22	19	11	11	16	18	37	45	9	388	other causal agent	
other temporary buildings, establishments			10		11		15	15	15	10	9	12	12	9	12	6	14	12	17	10	16	14	12	9	240	other temporary buildings, establishments	
human power hauling equipment			4		5		10	8	11	13	16	7	14	9	14	16	10	12	12	17	17	9	11	9	224	human power hauling equipment	
human power cranes																				1	2			6	9	human power cranes	
other environments			9		1		9	9	5	2	7	4	7	8	8	13	4	8	6	7	7	3	5	5	127	other environments	
high/cold temperature environment			11		2		7	8	2	3	1	4	5	3	3	4	9	2	4	5	8	4	7	5	97	high/cold temperature environment	
other hazards, harmful substances			13		9		14	9	8	4	12	7	6	9	6	12	8	8	6	8	10	1	4	4	158	other hazards, harmful substances	
other general power machines			6		8		5	3	8	2	3	5	6	5	6	7	4	5	6	3	2	3	5	2	94	other general power machines	
truck			2		1			1	1	2		5	1	2		1	5	1	1	1	1	1		2	28	truck	
opening			2		2		1		1	1	1	1	4			1		1	2	3	2			2	24	opening	
other vehicles			1		2		3		5	1	1		1	1					1	1		1		2	20	other vehicles	
metal material			6		8		2	2	5	2	4	6	1	3	1	6	1	6	5	1	3	3	2	1	68	metal material	
kiln, caldron			3		3		2	3	3	2	1		1	2	3	1	1	2		2	4	6	1	1	41	kiln, caldron	
inflammable substance			1		4		1	1	4		4	1	1	2	2	6		1		2				1	1	32	inflammable substance
water			1		4		1	2	1	2	3	1	4	3	3	2		3			1			1	32	water	
lumber, bamboo					2		1	1		1		1	1	1		3		2				2		1	16	lumber, bamboo	

June	30	35	46	39	34	48	53	53	48	42	41	39	37	41	32	45	40	40	39	43	39	21	23	44	952	June
April	28	30	42	37	22	30	34	37	45	31	41	36	23	37	35	39	39	39	38	39	43	21	36	40	842	April
May	36	42	40	39	38	41	36	58	46	46	45	36	36	30	43	42	43	34	36	42	36	22	39	37	943	May
October	23	28	38	28	49	32	46	33	35	60	51	35	29	32	37	30	28	42	31	33	30	34	23	37	844	October
March	24	24	24	27	38	38	30	40	42	40	32	31	41	36	29	27	40	31	28	36	43	30	27	36	794	March
July	32	36	43	39	45	29	40	40	44	39	52	45	48	57	45	49	52	41	55	38	48	29	26	35	1,007	July
August	28	44	34	39	52	30	43	42	39	57	31	45	48	45	48	35	39	35	39	52	47	44	50	31	997	August
September	27	32	29	28	38	40	28	41	44	50	45	39	44	39	40	32	22	33	41	51	38	30	27	31	869	September
February	39	29	32	34	34	33	38	39	32	42	36	39	37	19	34	42	35	33	29	43	35	42	33	26	835	February
January	30	34	41	23	45	25	37	53	40	46	43	24	51	41	52	53	43	42	35	53	32	44	40	24	951	January
December	25	38	19	23	30	37	49	22	35	27	34	37	23	27	34	30	29	27	43	29	31	50	24	24	747	December
November	27	30	41	41	35	41	35	35	29	35	38	24	30	36	34	35	48	30	23	22	30	37	19	23	778	November
total	349	402	429	397	460	424	469	493	479	515	489	430	447	440	463	459	458	427	437	481	452	404	367	388	10,559	total

Transition of prefectures of fatal and non-fatal accidents in 140209 other restaurants in Japan (1999-2022)

Prefecture	1999	2000	2001	2002	2003	2004	2005	2006	2007	2008	2009	2010	2011	2012	2013	2014	2015	2016	2017	2018	2019	2020	2021	2022	total	Prefecture
Kanagawa	18	27	20		26		48	36	42	43	35	29	56	55	38	36	33	34	49	39	29	43	44	53	833	Kanagawa
Tokyo	31	51	60		78		80	73	74	107	121	71	47	49	86	86	73	49	70	81	73	55	14	41	1,470	Tokyo
Osaka	31	20	38		22		36	30	42	27	28	27	6	30	25	31	37	25	26	32	32	31	19	34	629	Osaka
Aichi	15	23	24		32		23	29	34	23	22	21	30	25	30	32	26	28	27	27	29	36	28	28	592	Aichi
Chiba	12	18	8		15		11	34	7	13	10	9	20	17	12	20	11	29	27	15	17	23	19	17	364	Chiba
Saitama	13	10	16		21		7	10	11	12	11	8	7	13	10	15	16	8	12	10	11	16	13	17	267	Saitama
Shizuoka	8	14	10		12		21	14	26	22	21	16	18	16	9	11	14	9	14	21	22	11	10	15	334	Shizuoka
Ibaraki	5	9	7		5		7	3	5	12	7	7	7	10	11	14	11	14	20	33	19	11	11	15	243	Ibaraki

Kyoto	13	10	8		13		18	21	14	10	6	18	13	12	14	16	16	15	8	21	11	17	14	12	300	Kyoto
Nagano	1	6	7		7		4	6	2	10	5	7	9	6	8	7	5	9	7	5	8	6	10	11	146	Nagano
Fukushima	4	3	11		3		2	6	7	7	2	4	1	5	8	11	5	8	8	12	10	7	6	11	141	Fukushima
Fukuoka	13	24	22		26		12	13	19	21	15	17	19	20	18	12	18	9	10	15	17	12	10	10	352	Fukuoka
Hokkaido	18	13	12		8		12	19	17	15	18	10	22	11	23	19	13	15	12	11	9	10	17	10	314	Hokkaido
Hyogo	7	15	18		11		12	14	11	12	20	28	21	16	12	9	15	13	13	8	9	11	11	10	296	Hyogo
Kumamoto	7	8	9		13		11	12	13	12	12	9	7	7	9	4	9	6	3	10	6	4	15	10	196	Kumamoto
Shiga	2	1	5		10		7	16	6	19	11	8	17	8	15	19	9	14	9	9	12	9	6	7	219	Shiga
Kagoshima	2	3	6		9		2	9	4	5	7	2	4	14	16	7	6	13	8	4	5	5	8	7	146	Kagoshima
Yamaguchi	3	5	2		1		5	3	2	1	6	9	7	10	8	4	6	5	5	3	6	4	6	7	108	Yamaguchi
Niigata	9	9	16		10		19	12	20	23	13	11	10	10	12	11	9	16	11	2	11	11	1	5	251	Niigata
Miyagi	4	12	10		13		8	11	9	7	7	12	8	8	5	7	14	8	10	13	19	6	10	5	206	Miyagi
Tochigi	8	7	13		4		9	4	6	7	5	6	4	4	9	16	12	7	4	6	9	5	8	5	158	Tochigi
Saga	1		1		5		2	4	3	4	3	6	5	2	4	6	9	5	6	4	5	6	8	5	94	Saga
Iwate	15	7	5		6		5	4	1	5	4	3	4	3	4	1	4	5	5		3	2	1	5	92	Iwate
Oita	1	6	7		2		10	16	20	11	3	5	18	4	4	2	9	6	8	6	6	2	2	4	152	Oita
Aomori	4	4	4		4		4	5	5	1	3	14	6	7	10	5	11	8	8	11	4	2	2	4	126	Aomori
Mie	8	3	5		6		10	4	4	5	9	6	4	6	4	1	5	1	3	7	2	3	11	4	111	Mie
Okinawa	5	6	16		3			2	1	2	11	6	3	1		1	3	7	6	4	3	5	5	4	94	Okinawa
Akita	5	4	3		1			4	7	4		3		1	1	1	1	7	3	4	5	1	2	4	61	Akita
Yamagata	2	4			3		5	2	2	4	2	1	2	4	6	2	2	4		3	3	2	2	4	59	Yamagata
Ishikawa	1	3	1		2		2	1	1	2	2	2	2	2	1	1	4	1	2	4	3		4	4	45	Ishikawa
Gunma	16	11	7		6		6	3	4	9	2	1	6	6	4	7	4	4	2	4	6	5	6	3	122	Gunma
Toyama	7	3	1		1		4	10	10	5	9	4	13	1	1		1		9	5	2	5		3	94	Toyama

Okayama	3	4	3		7		8	13	6	5	10	11	6	5	5	3	4	3	5	6	2	7	10	2	128	Okayama
Nagasaki	2	1			4		6	1	9	4	2	2	8	2	6	9	3	4	3	7	3	4	3	2	85	Nagasaki
Wakayama	2	1	2		1		2	3	2	1	3	3	2	3	5	3	2	3	1	9	5	5	4	2	64	Wakayama
Nara	2	3	3		10		8	5	2	3	5	1	3	3	1		5		1		2		3	2	62	Nara
Yamanashi	1		4		2		3	3	1	2	1	2	1	1	1	2	1	4	2	3	2		1	2	39	Yamanashi
Ehime	4	3	3		16		2	5	2	4	7	2	6	10	2	6		1	1	1		1		1	77	Ehime
Kochi	7	8	1		3		2	5	3	1	3	3	2		1	4	2	2	4	1	4	1	3	1	61	Kochi
Tokushima	1	2	6		5		2	4	5	2	3	6		2		2	4	2	1	2	1	2	3	1	56	Tokushima
Shimane	1	3	4		4		2	2	2	3	1			2	3	1	4	4		2	6	4	3	1	52	Shimane
Hiroshima	22	16	8		13		4	5	7	13	7	7	8	10	6	2	11	6	5	7	7	4	2		170	Hiroshima
Gifu	3	6	10		2		9	4	3	9	6	3	5	5	5		2	6	2	3	2	3	5		93	Gifu
Fukui	3	8	5		6		7	2	2	4	4	4	3	7	4	6	2	2	4	1	6		2		82	Fukui
Miyazaki	3	4	3		6		7	9	4	3	7	4	2	3	3	3	4	3	3	1	3	3	1		79	Miyazaki
Kagawa	4	2	4		3		4	2	2	1		2	3	3	3	4	2	4		6	2	3	3		57	Kagawa
Tottori	2	2	1				1						2	1	1		1	1		3	1	1	1		18	Tottori
total	349	402	429	397	460	424	469	493	479	515	489	430	447	440	463	459	458	427	437	481	452	404	367	388	10,559	total

Data Source : <https://anzeninfo.mhlw.go.jp/user/anzen/tok/anst00.html> MHLW, Jaan

Return to https://www.jisha.or.jp/english/statistics/202312_05.html