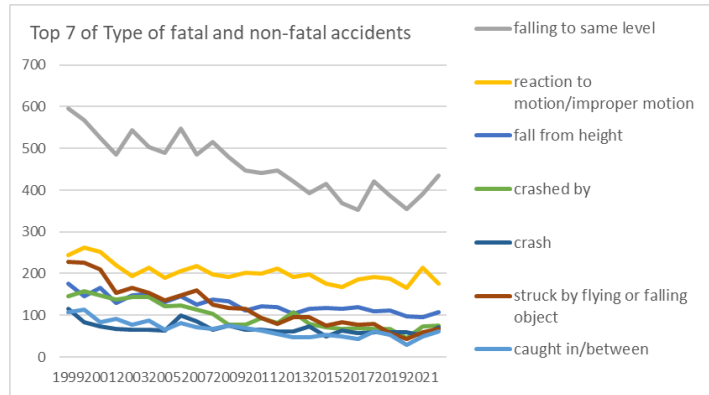
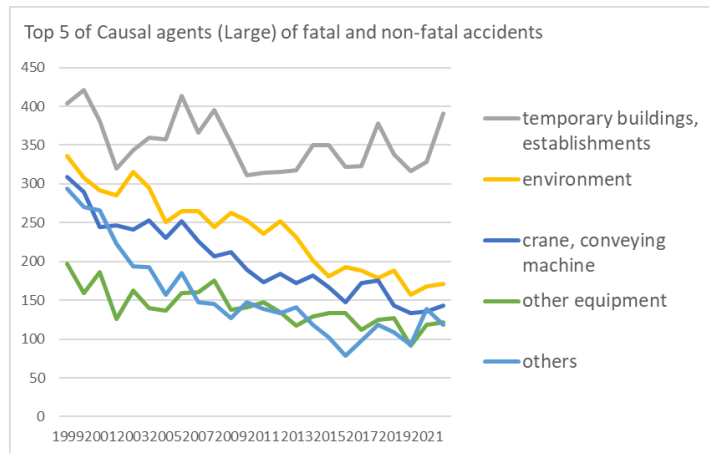


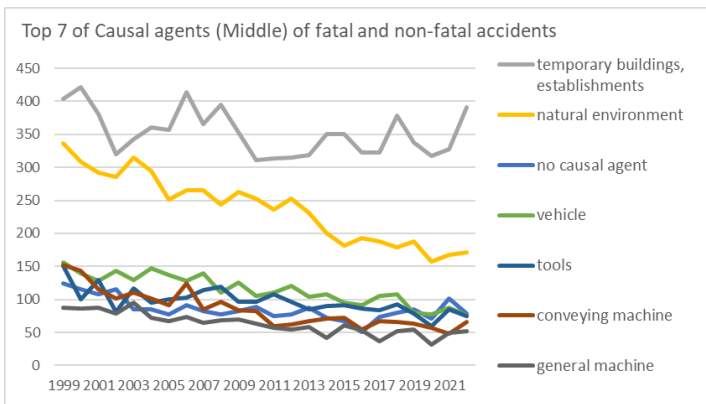
Transition of fatal and non-fatal accidents in 140301 golf course in Japan (1999-2022)



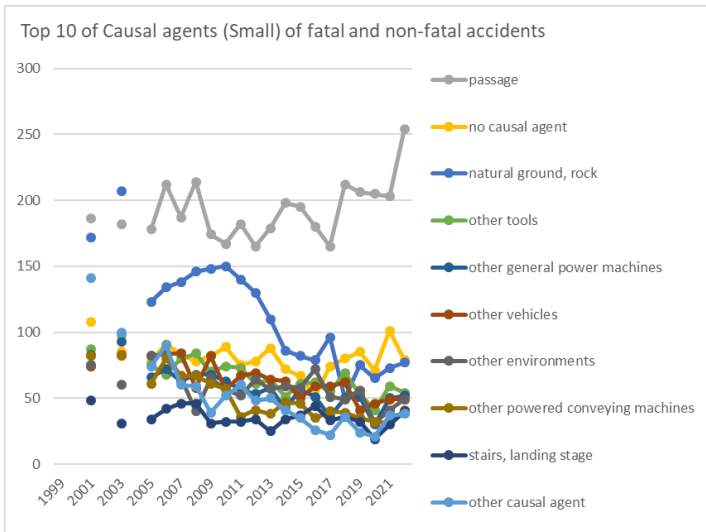
Transition of Top 7 of Type of fatal and non-fatal accidents in 140301 golf course in Japan (1999-2022)



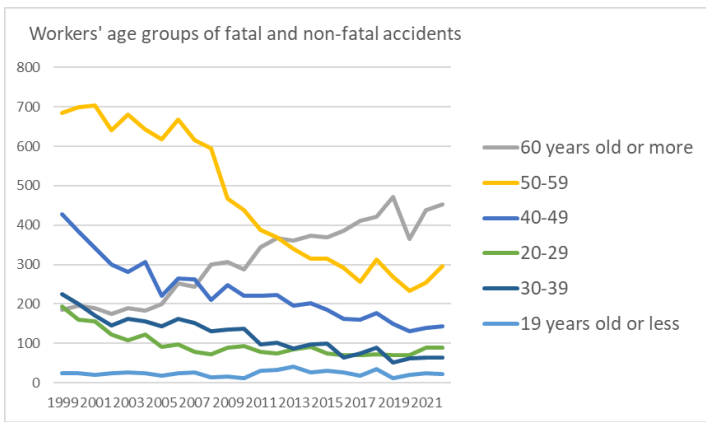
Transition of Top 5 of Causal agents (Large) of fatal and non-fatal accidents in 140301 golf course in Japan (1999-2022)



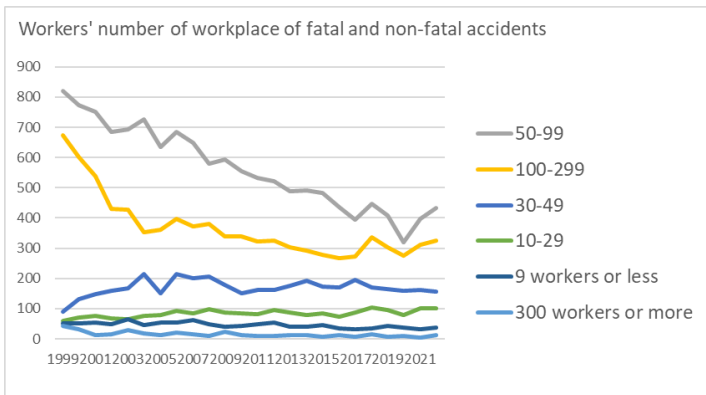
Transition of Top 7 of Causal agents (Middle) of fatal and non-fatal accidents in 140301 golf course in Japan (1999-2022)



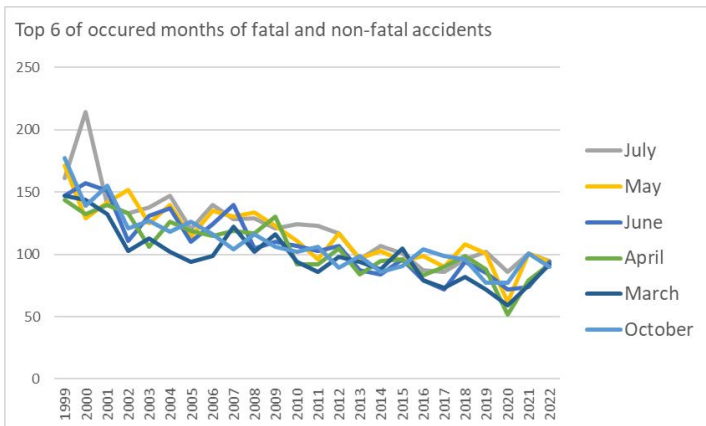
Transition of Top 10 of Causal agents (Small) of fatal and non-fatal accidents in 140301 golf course in Japan (1999-2022)



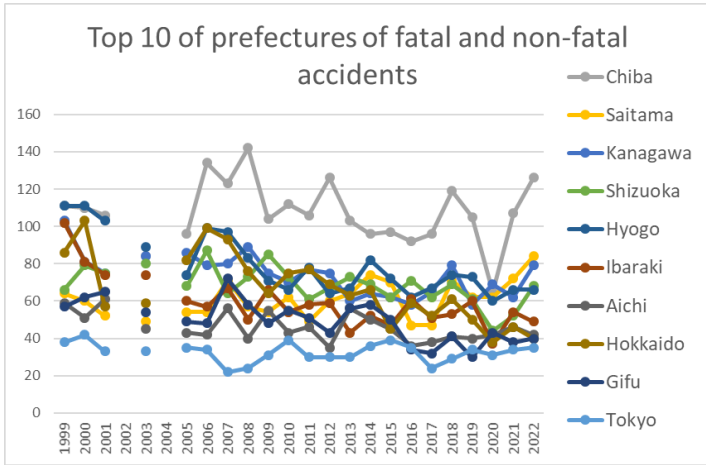
Transition of workers' age groups of fatal and non-fatal accidents in 140301 golf course in Japan (1999-2022)



Transition of workers' number of workplace of fatal and non-fatal accidents in 140301 golf course in Japan (1999-2022)



Transition of Top 6 of occurred months of fatal and non-fatal accidents in 140301 golf course in Japan (1999-2022)



Transition of Top 10 of prefectures of fatal and non-fatal accidents in 140301 golf course in Japan (1999-2022)

Transition of Type of fatal and non-fatal accidents in 140301 golf course in Japan (1999-2022)

Type of accidents	1999	2000	2001	2002	2003	2004	2005	2006	2007	2008	2009	2010	2011	2012	2013	2014	2015	2016	2017	2018	2019	2020	2021	2022	total	Type of accidents
falling to same level	596	567	525	485	543	504	489	547	486	515	479	448	442	447	422	392	416	369	352	421	387	355	390	436	11,013	falling to same level
reaction to motion/improper motion	244	263	252	221	194	215	190	207	219	197	192	201	199	212	191	198	175	168	185	192	187	166	215	175	4,858	reaction to motion/improper motion
fall from height	175	145	165	130	147	152	131	146	126	137	133	111	121	120	104	116	117	115	119	110	112	98	96	107	3,033	fall from height
crashed by	145	158	147	138	143	143	121	124	114	104	78	77	94	81	108	79	72	68	69	68	67	46	73	75	2,392	crashed by
crash	115	84	74	68	65	66	64	99	86	66	75	65	65	61	61	74	49	64	57	60	59	59	51	71	1,658	crash
struck by flying or falling object	228	226	211	154	165	154	136	148	160	126	118	115	94	80	96	95	75	83	77	80	58	44	59	67	2,849	struck by flying or falling object
caught in/between	108	113	84	92	78	87	66	81	72	67	76	70	63	56	47	48	54	49	43	61	54	29	49	61	1,608	caught in/between
cut	56	53	64	63	66	49	44	64	65	52	57	45	45	51	42	47	47	39	39	39	49	29	34	29	1,168	cut

others	21	16	19	12	16	15	6	13	15	16	15	12	7	15	9	14	8	15	12	12	13	6	18	16	321	others
contact to high/low-temperature	8	6	6	17	7	15	12	10	12	15	14	13	10	12	14	19	18	10	7	43	23	25	14	13	343	contact to high/low-temperature
collapse	6	4	4	7	8	6	9	5	6	6	9	5	3	9	3	3	14	5	5	3	3	7	2	6	138	collapse
traffic accident (public road)	16	12	10	8	9	10	8	13	9	8	5	8	4	9	4	6	15	7	12	5	6	4	3	1	192	traffic accident (public road)
traffic accident (others)	12	8	6	4	2	3	5	2	1	6	4	7	6	4	1	8	7	1	3	6	1	2	1	1	101	traffic accident (others)
unclassifiable	4	4	6	2	2	8	3	3	1	3		4	1	4	2	2	3	1		3	1	2		1	60	unclassifiable
contact to harmful substance	1	1	1		1	1	1		4			1	3	2	2			2	3			1	2	1	27	contact to harmful substance
electric shock						1			1	1			1		1	1			1					1	8	electric shock
burst	1		1	1						1	1	1										1		1	8	burst
injury to the sole of the foot	3	1	1	1	2	4	5	1	1	4	4	2		2			1	1	1	2	1	3	1		41	injury to the sole of the foot
explosion			3	2				2				1		1		1						1			11	explosion
drown	1					1			1		1	1							1						6	drown
fire					1	1								1					1			1			5	fire
total	1,740	1,661	1,579	1,405	1,449	1,435	1,290	1,465	1,379	1,324	1,261	1,187	1,158	1,167	1,107	1,103	1,071	997	987	1,105	1,021	879	1,008	1,062	29,840	total

Transition of Causal agents (Large) of fatal and non-fatal accidents in 140301 golf course in Japan (1999-2022)

Causal (L) agents	1999	2000	2001	2002	2003	2004	2005	2006	2007	2008	2009	2010	2011	2012	2013	2014	2015	2016	2017	2018	2019	2020	2021	2022	total	Causal (L) agents
temporary buildings,	404	421	381	320	343	360	357	414	366	395	353	311	314	315	318	350	350	322	323	378	338	317	328	391	8,469	temporary buildings,

establishments																											establishments
environment	336	308	292	285	315	295	251	265	265	244	263	253	236	252	231	201	181	193	188	179	188	157	168	171	5,717	environment	
crane, conveying machine	309	290	244	247	241	253	230	252	226	207	212	190	173	184	172	182	167	147	172	175	143	134	136	143	4,829	crane, conveying machine	
other equipment	197	159	186	126	163	140	137	159	160	176	138	141	148	135	117	129	134	133	112	125	127	91	118	122	3,373	other equipment	
others	294	270	266	223	194	193	157	185	148	145	127	148	139	133	141	118	102	79	98	118	109	93	139	118	3,737	others	
machine	118	121	131	119	128	106	103	105	111	96	103	96	89	96	88	79	88	77	52	78	82	57	74	73	2,270	machine	
substance, material	59	68	55	60	46	59	45	61	69	34	43	31	35	24	18	28	28	25	31	24	18	13	15	22	911	substance, material	
load	23	24	24	25	19	29	10	24	34	27	22	17	24	28	22	16	21	21	11	28	16	17	30	22	534	load	
total	1,740	1,661	1,579	1,405	1,449	1,435	1,290	1,465	1,379	1,324	1,261	1,187	1,158	1,167	1,107	1,103	1,071	997	987	1,105	1,021	879	1,008	1,062	29,840	total	

Transition of Causal agents (Middle) of fatal and non-fatal accidents in 140301 golf course in Japan (1999-2022)

Causal (M) agents	1999	2000	2001	2002	2003	2004	2005	2006	2007	2008	2009	2010	2011	2012	2013	2014	2015	2016	2017	2018	2019	2020	2021	2022	total	Causal (M) agents
temporary buildings, establishments	404	421	381	320	343	360	357	414	366	395	353	311	314	315	318	350	350	322	323	378	338	317	328	391	8,469	temporary buildings, establishments
natural environment	336	308	292	285	315	295	251	265	265	244	263	253	236	252	231	201	181	193	188	179	188	157	168	171	5,717	natural environment
no causal agent	124	116	108	116	85	85	78	91	83	78	82	89	75	78	88	72	67	51	74	80	85	71	101	79	2,056	no causal agent
vehicle	156	140	128	144	129	147	137	128	139	110	126	105	111	121	104	108	95	91	105	108	80	77	88	76	2,753	vehicle
tools	151	100	129	81	117	95	100	103	114	119	97	96	108	97	85	90	92	86	84	93	79	60	85	75	2,336	tools

conveying machine	152	144	116	101	110	101	92	124	85	96	84	83	60	62	67	71	72	55	67	66	63	57	48	66	2,042	conveying machine
general machine	88	86	87	79	95	72	67	73	65	68	70	64	57	54	59	42	61	53	37	52	54	32	50	52	1,517	general machine
other causal agent	156	147	141	90	100	97	74	90	60	59	39	52	60	48	50	41	35	26	22	36	24	21	37	38	1,543	other causal agent
other equipments, facilities	13	17	26	16	17	13	10	17	16	23	18	22	21	18	10	17	18	27	8	13	19	14	17	23	413	other equipments, facilities
human power machine, tools	33	41	27	24	27	31	25	38	30	31	21	22	18	18	20	20	24	17	20	17	26	15	14	22	581	human power machine, tools
load	23	24	24	25	19	29	10	24	34	27	22	17	24	28	22	16	21	21	11	28	16	17	30	22	534	load
materials	55	65	53	57	45	50	40	58	66	32	41	29	32	19	16	26	22	21	26	20	18	12	14	20	837	materials
construction machine	9	11	18	15	6	17	21	12	18	11	16	10	12	12	13	12	9	14	2	7	10	6	9	11	281	construction machine
woodworking machine	15	15	21	19	20	13	14	15	24	11	15	13	14	27	14	21	13	8	12	13	11	14	12	7	361	woodworking machine
hazards, harmful substances	4	3	2	3	1	9	5	3	3	2	2	2	3	5	2	2	6	4	5	4		1	1	2	74	hazards, harmful substances
power transmission mechanism	2	6	2	5	3	1	1	3	2	2	2	5	4	1	1	2	1	1	1	2		1	1	2	51	power transmission mechanism
unclassifiable	14	7	17	17	9	11	5	4	5	8	6	7	4	7	3	5		2	2	2		1	1	1	138	unclassifiable
metal manufacturing machine	4	1	1	1	4	3		2	2	4		4	2	2	1	2	3			2	5		1	1	45	metal manufacturing machine

crane	1	6		2	2	5	1		2	1	2	2	2	1	1	3		1		1				1	34	crane	
electric equipment		1	1	4	1	1	1			1	1	1		1	1	2				1	2	1	2	1	23	electric equipment	
pressure vessel				1	1					1	1		1		1				1		1		1	9	pressure vessel		
mobile silviculture machine																	1	1		2	2	4	1		11	mobile silviculture machine	
kiln, caldron			2					1		1				1				3			1				9	kiln, caldron	
engine		2	2																						4	engine	
welding equipment			1				1																		2	welding equipment	
chemical facilities																											chemical facilities
total	1,740	1,661	1,579	1,405	1,449	1,435	1,290	1,465	1,379	1,324	1,261	1,187	1,158	1,167	1,107	1,103	1,071	997	987	1,105	1,021	879	1,008	1,062	29,840	total	

Transition of Causal agents (Small) of fatal and non-fatal accidents in 140301 golf course in Japan (1999-2022)

Causal (S) agents	1999	2000	2001	2002	2003	2004	2005	2006	2007	2008	2009	2010	2011	2012	2013	2014	2015	2016	2017	2018	2019	2020	2021	2022	total	Causal (S) agents
passage			186		182		178	212	187	214	174	167	182	165	179	198	195	180	165	212	206	205	203	254	3,844	passage
no causal agent			108		85		78	91	83	78	82	89	75	78	88	72	67	51	74	80	85	71	101	79	1,615	no causal agent
natural ground, rock			172		207		123	134	138	146	148	150	140	130	110	86	82	79	96	50	75	65	73	77	2,281	natural ground, rock
other tools			87		98		75	68	80	84	70	74	73	61	64	51	61	62	55	69	53	41	59	54	1,339	other tools
other general power machines			83		93		66	72	63	68	68	63	57	53	58	42	57	51	36	50	51	30	50	52	1,163	other general power machines
other vehicles			74		83		82	84	84	58	82	57	67	69	64	63	50	59	59	62	41	46	49	49	1,282	other vehicles
other environments			75		60		82	84	66	40	65	57	52	64	57	59	58	72	51	49	56	31	41	49	1,168	other environments

other powered conveying machines			82		82		61	80	67	67	61	57	36	41	38	47	46	35	40	39	35	32	31	41	1,018	other powered conveying machines
stairs, landing stage			48		31		34	42	46	46	31	32	32	34	25	34	37	44	33	36	32	19	30	40	706	stairs, landing stage
other causal agent			141		100		74	90	60	59	39	52	60	48	50	41	35	26	22	36	24	21	37	38	1,053	other causal agent
other temporary buildings, establishments			47		52		46	54	33	28	44	33	34	32	30	37	21	21	26	26	18	24	25	37	668	other temporary buildings, establishments
working platform, boot board			62		43		60	48	58	66	68	43	35	57	53	52	52	47	70	80	52	33	42	33	1,054	working platform, boot board
standing tree			39		41		39	40	45	43	43	30	33	46	50	39	30	33	32	45	40	36	42	31	777	standing tree
cars, bus, motorcycle			54		46		55	44	55	52	44	48	44	52	40	45	45	32	46	46	39	31	39	27	884	cars, bus, motorcycle
truck			30		26		26	39	16	25	21	22	17	19	27	21	21	18	20	27	26	22	13	23	459	truck
other equipment, facilities			26		17		10	17	16	23	18	22	21	18	10	17	18	27	8	13	19	14	17	23	354	other equipment, facilities
building, establishment			36		33		36	50	36	36	27	33	28	23	27	26	38	28	27	21	25	33	26	21	610	building, establishment
ladder			42		18		25	35	34	35	27	22	35	36	20	39	30	24	29	24	25	19	25	21	565	ladder
load			23		16		8	22	32	26	20	16	22	25	20	14	20	20	10	26	16	17	30	21	404	load
hand tool			20		12		21	23	22	22	12	16	10	11	11	12	13	11	13	10	14	5	10	13	281	hand tool
high/cold temperature environment			5		2		4	4	13	10	4	12	8	9	9	16	9	8	7	34	16	24	11	9	214	high/cold temperature environment
human power hauling equipment			3		11		2	11	5	7	8	3	6	6	8	6	11	5	7	7	8	8	3	9	134	human power hauling equipment
other materials			32		26		23	34	50	16	24	22	16	9	10	16	13	9	11	8	14	5	9	8	355	other materials
chain saw			10		11		10	12	17	4	11	12	12	20	10	16	9	7	8	8	7	11	7	7	209	chain saw

metal material			6		7		6	9	8	7	6	4	3	4	1	2	4	2	5	6	3	3		6	92	metal material
lumber, bamboo			8		9		9	13	3	8	7	2	5	4	1	7	3	9	8	4		4	4	5	113	lumber, bamboo
other construction machines			10		1		11	3	6	2	6	3	5	6	5	7	3	8		2	3		4	5	90	other construction machines
water			1		5		3	3	3	3	3	3	2	2	5	1	2	1	2	1	1	1	1	4	47	water
leveling, transporting or loading machine			5		1		3	6	8	5	6	2	5	2	5	4	3	2		4	2	4	3	3	73	leveling, transporting or loading machine
opening			1		1		1	3	1		2		1		2	1	3	1	1	2	3	1	1	3	28	opening
excavating machine			2		3		5	2	4	4	4	5	2	3	2	1	2	3	1		2	2	2	2	51	excavating machine
roof, beam, haze, crossbeam, principal rafter					1		2	4	4	4	6	2	2	3	1	2	4		1	1	1	2		2	42	roof, beam, haze, crossbeam, principal rafter
power transmission mechanism			2		3		1	3	2	2	2	5	4	1	1	2	1	1	1	2		1	1	2	37	power transmission mechanism
other hazards, harmful substances							2	1			2			4	1	1	6	3	2	4				2	28	other hazards, harmful substances
unclassifiable			17		9		5	4	5	8	6	7	4	7	3	5		2	2	2		1	1	1	89	unclassifiable
stone, sand, substance			7		3		2	2	5	1	4	1	8	2	4	1	2	1	2	2	1		1	1	50	stone, sand, substance
machine/equipment as load			1		3		2	2	2	1	2	1	2	3	2	2	1	1	1	2				1	29	machine/equipment as load
grinding machine, buffing machine			1		1			2	1	2		1	1		1	1	3			1	5		1	1	22	grinding machine, buffing machine
loader					1		1	1					3	2	1	2	2		1		2	1		1	18	loader
other electrical			1		1		1				1	1	1		1	1				1	1			1	11	other electrical

inflammable substance			1			1	2		2		1						2		1			10	inflammable substance	
wood planer machine			1		2		1		1	1									1				7	wood planer machine
hardening machine					1		2	1					1	1			1						7	hardening machine
other mobile silviculture machine																				2	4	1	7	other mobile silviculture machine
other powered crane							1		1				1	1								1	5	other powered crane
transmission															1					1	1	2	5	transmission
slinging tool					1									1		1				1		1	5	slinging tool
railway equipment			1					1		1							1						4	railway equipment
kiln, caldron			2							1							1						4	kiln, caldron
inflammable gas							1							1	1							1	4	inflammable gas
drill press, milling machine					1								1										3	drill press, milling machine
felling machine															1	1			1				3	felling machine
other kiln, caldron								1						1							1		3	other kiln, caldron
engine			2																				2	engine
vehicle for high lift work			1																			1	2	vehicle for high lift work
mixer, grinder			1													1							2	mixer, grinder
elevator, lift															1	1							2	elevator, lift
boiler					1																		2	boiler
arc welding equipment			1																				2	arc welding equipment

industrial dryer																						2	2	industrial dryer					
explosive substance			1						1															2	2	explosive substance			
band sawing machine																									1	1	band sawing machine		
foundation work machine																										1	1	foundation work machine	
lathe					1																					1	1	lathe	
centrifugal machine			1																							1	1	centrifugal machine	
roll machine (except printingroll machine)																											1	1	roll machine (except printingroll machine)
mobile logging machine																										1	1	mobile logging machine	
gondola																										1	1	gondola	
lumberyard equipment, logging cableway																											1	1	lumberyard equipment, logging cableway
straddle carrier																										1	1	straddle carrier	
pressure vessel																										1	1	pressure vessel	
electric power facilities																											1	1	electric power facilities
timbering																										1	1	timbering	
hollow chisel mortiser, wood borer																													hollow chisel mortiser, wood borer
chamfering machine, router,																													chamfering machine, router,

woodworking milling machine																											woodworking milling machine
power press																											power press
forging pressure hammer																											forging pressure hammer
shearing machine																											shearing machine
injection molding machine																											injection molding machine
printing machine																											printing machine
industrial robot																											industrial robot
skyline yarding machine																											skyline yarding machine
derrick crane																											derrick crane
cargo lifting appliance																											cargo lifting appliance
simple skyline yarding equipment																											simple skyline yarding equipment
railway vehicle																											railway vehicle
chemical facilities																											chemical facilities
gas welding equipment																											gas welding equipment
other welding equipment																											other welding equipment
radiation																											radiation
total	1,740	1,661	1,579	1,405	1,449	1,435	1,290	1,465	1,379	1,324	1,261	1,187	1,158	1,167	1,107	1,103	1,071	997	987	1,105	1,021	879	1,008	1,062	29,840	total	

Transition of workers' age groups of fatal and non-fatal accidents in 140301 golf course in Japan (1999-2022)

Age	1999	2000	2001	2002	2003	2004	2005	2006	2007	2008	2009	2010	2011	2012	2013	2014	2015	2016	2017	2018	2019	2020	2021	2022	total	Age
60 years old or more	186	195	189	174	190	183	200	251	244	301	307	287	344	367	361	373	368	385	410	421	471	365	438	452	7,462	60 years old or more
50-59	684	700	703	640	681	643	618	667	616	595	467	439	387	368	339	315	315	292	256	312	268	233	253	295	11,086	50-59
40-49	428	383	342	299	281	306	221	264	262	211	248	221	220	223	195	201	184	161	160	176	149	130	139	143	5,547	40-49
20-29	194	160	155	122	108	123	90	97	78	73	89	92	79	75	85	90	74	69	69	73	71	69	89	88	2,312	20-29
30-39	225	199	171	145	162	155	143	162	152	130	134	136	97	102	87	97	100	63	74	89	51	62	64	63	2,863	30-39
19 years old or less	23	24	19	25	27	25	18	24	27	14	16	12	31	32	40	27	30	27	18	34	11	20	25	21	570	19 years old or less
total	1,740	1,661	1,579	1,405	1,449	1,435	1,290	1,465	1,379	1,324	1,261	1,187	1,158	1,167	1,107	1,103	1,071	997	987	1,105	1,021	879	1,008	1,062	29,840	total

Transition of workers' number of workplace of fatal and non-fatal accidents in 140301 golf course in Japan (1999-2022)

Workers scale	1999	2000	2001	2002	2003	2004	2005	2006	2007	2008	2009	2010	2011	2012	2013	2014	2015	2016	2017	2018	2019	2020	2021	2022	total	Workers scale
50-99	819	773	751	684	694	726	635	686	648	580	594	556	533	522	488	491	482	436	393	446	408	320	397	433	13,495	50-99
100-299	675	603	539	431	428	352	360	398	371	381	338	340	323	324	304	291	278	268	273	336	302	274	311	324	8,824	100-299
30-49	90	132	149	160	168	215	150	214	200	206	179	151	161	162	175	191	173	171	195	170	164	159	162	157	4,054	30-49
10-29	60	71	75	67	66	76	78	93	84	97	88	85	82	95	87	79	84	74	87	103	96	79	102	100	2,008	10-29
9 workers or less	52	51	53	48	64	47	55	53	62	49	39	42	48	54	40	39	47	35	32	35	44	37	32	36	1,094	9 workers or less
300 workers or more	44	31	12	15	29	19	12	21	14	11	23	13	11	10	13	12	7	13	7	15	7	10	4	12	365	300 workers or more
total	1,740	1,661	1,579	1,405	1,449	1,435	1,290	1,465	1,379	1,324	1,261	1,187	1,158	1,167	1,107	1,103	1,071	997	987	1,105	1,021	879	1,008	1,062	29,840	total

Transition of occurred months of fatal and non-fatal accidents in 140301 golf course in Japan (1999-2022)

Month	1999	2000	2001	2002	2003	2004	2005	2006	2007	2008	2009	2010	2011	2012	2013	2014	2015	2016	2017	2018	2019	2020	2021	2022	total	Month
July	161	214	140	133	138	147	120	140	128	129	121	124	123	117	96	107	101	87	86	96	102	86	101	95	2,892	July
May	171	129	142	152	125	140	114	135	130	134	123	111	96	117	97	103	95	99	90	108	101	62	101	94	2,769	May

June	147	157	151	111	131	137	110	124	140	105	110	107	103	107	87	84	96	79	72	94	85	72	74	94	2,577	June
April	144	132	140	133	106	126	119	115	119	117	130	92	92	105	84	95	96	83	90	99	88	52	79	92	2,528	April
March	147	144	132	103	113	102	94	99	122	102	116	94	86	98	94	88	105	79	73	82	72	59	75	92	2,371	March
October	177	139	155	121	127	118	126	116	104	116	106	102	106	89	99	86	91	104	99	96	77	77	101	90	2,622	October
January	115	94	132	96	124	92	111	105	88	75	85	97	100	76	90	79	71	71	62	94	77	56	84	90	2,164	January
August	133	157	151	135	141	123	108	163	130	125	111	98	88	97	99	92	94	80	89	102	92	99	85	87	2,679	August
December	116	102	98	112	107	120	110	94	100	109	89	89	83	103	78	71	66	67	81	68	74	77	66	87	2,167	December
September	172	159	118	108	125	135	101	150	115	99	104	101	115	110	96	106	97	91	90	100	103	80	75	85	2,635	September
November	150	127	128	116	118	109	109	134	120	107	102	101	93	83	105	104	92	87	89	90	76	90	95	78	2,503	November
February	107	107	92	85	94	86	68	90	83	106	64	71	73	65	82	88	67	70	66	76	74	69	72	78	1,933	February
total	1,740	1,661	1,579	1,405	1,449	1,435	1,290	1,465	1,379	1,324	1,261	1,187	1,158	1,167	1,107	1,103	1,071	997	987	1,105	1,021	879	1,008	1,062	29,840	total

Transition of prefectures of fatal and non-fatal accidents in 140301 golf course in Japan (1999-2022)

Prefecture	1999	2000	2001	2002	2003	2004	2005	2006	2007	2008	2009	2010	2011	2012	2013	2014	2015	2016	2017	2018	2019	2020	2021	2022	total	Prefecture
Chiba	111	110	106		84		96	134	123	142	104	112	106	126	103	96	97	92	96	119	105	65	107	126	2,360	Chiba
Saitama	64	60	52		49		54	54	71	57	54	62	49	60	64	74	70	47	47	71	62	62	72	84	1,339	Saitama
Kanagawa	103	81	75		84		86	79	80	89	75	70	77	75	60	64	62	58	65	79	58	69	62	79	1,630	Kanagawa
Shizuoka	66	79	75		80		68	87	64	73	85	73	61	67	73	69	62	71	62	69	61	44	52	68	1,509	Shizuoka
Hyogo	111	111	103		89		74	99	97	83	71	66	78	64	67	82	72	62	67	74	73	60	66	66	1,735	Hyogo
Ibaraki	102	81	74		74		60	57	67	50	66	54	58	59	43	52	47	61	51	53	60	37	54	49	1,309	Ibaraki
Aichi	59	51	61		45		43	42	56	40	55	43	46	35	56	50	45	36	38	41	40	42	46	42	1,012	Aichi
Hokkaido	86	103	57		59		82	99	93	76	64	75	77	69	63	66	45	59	52	61	50	38	46	40	1,460	Hokkaido
Gifu	57	62	65		54		49	48	72	58	48	55	51	43	56	58	50	34	32	41	30	43	38	40	1,084	Gifu
Tokyo	38	42	33		33		35	34	22	24	31	39	30	30	30	36	39	35	24	29	34	31	34	35	718	Tokyo
Fukuoka	68	52	52		57		41	65	39	45	47	38	50	60	55	40	42	33	41	38	29	38	30	34	994	Fukuoka

Tochigi	80	70	66		60		59	50	40	40	53	48	37	40	39	29	39	33	44	42	43	34	39	33	1,018	Tochigi
Osaka	51	53	67		53		45	47	52	45	39	32	32	36	28	28	29	28	27	30	26	30	34	32	844	Osaka
Yamanashi	36	27	32		23		24	29	22	24	32	22	28	17	18	22	23	26	18	28	13	16	16	23	519	Yamanashi
Mie	65	57	85		65		48	50	39	58	43	42	41	34	28	35	41	30	27	43	28	25	31	22	937	Mie
Kyoto	20	25	33		25		23	24	18	16	15	9	20	15	14	12	12	14	9	15	18	13	20	19	389	Kyoto
Shiga	29	40	36		39		29	26	21	24	27	28	31	29	17	29	21	24	26	11	20	18	11	18	554	Shiga
Gunma	45	37	46		31		22	32	33	31	30	23	17	21	23	24	15	18	21	17	30	21	19	17	573	Gunma
Nara	37	46	36		36		26	33	37	31	23	29	33	24	28	19	30	23	21	22	22	8	22	15	601	Nara
Nagano	22	27	27		26		17	26	19	24	20	13	9	19	13	16	16	17	20	11	10	16	15	15	398	Nagano
Okayama	35	45	26		34		21	19	23	19	28	15	13	16	19	20	14	12	15	24	13	17	14	13	455	Okayama
Miyagi	24	26	12		19		10	10	14	15	8	15	8	11	15	16	11	12	10	11	11	9	7	13	287	Miyagi
Kumamoto	30	27	36		25		24	22	31	21	20	21	20	18	24	14	23	13	17	21	10	11	18	12	458	Kumamoto
Hiroshima	40	35	34		24		19	31	23	20	24	12	16	9	13	20	13	12	10	14	15	10	18	12	424	Hiroshima
Miyazaki	25	17	12		17		15	28	19	14	12	15	15	15	10	16	19	9	10	17	11	13	12	12	333	Miyazaki
Ishikawa	14	16	11		11		6	12	8	11	7	9	5	7	4	10	7	3	12	3	10	5	13	12	196	Ishikawa
Saga	13	14	15		11		8	6	16	9	13	9	7	7	12	9	12	10	12	10	10	2	4	11	220	Saga
Kagoshima	17	22	14		24		22	9	19	14	16	18	8	17	12	10	7	10	7	11	11	13	8	9	298	Kagoshima
Kochi	18	11	14		14		7	15	12	12	9	15	15	9	8	11	12	12	5	5	10	4	10	9	237	Kochi
Ehime	20	17	12		20		12	13	12	13	15	8	12	10	13	8	7	7	9	5	5	4	4	9	235	Ehime
Wakayama	19	18	25		10		7	8	16	11	8	13	7	13	2	4	10	10	9	4	10	8	4	9	225	Wakayama
Nagasaki	14	9	13		16		11	18	12	12	10	4	9	11	4	5	4	7	6	7	8	7	3	9	199	Nagasaki
Oita	26	22	20		11		13	14	10	14	14	12	4	8	11	8	3	11	6	9	7	6	9	8	246	Oita
Niigata	11	11	7		12		19	19	13	11	10	2	8	15	11	2	2	10	8	5	8	4	16	8	212	Niigata
Yamagata	6	6	4		4		2	12	2	3	6	3	1	2	4	2	5		2	2	4	1	2	8	81	Yamagata
Fukushima	32	28	14		20		20	20	15	18	22	12	9	12	11	10	13	11	5	12	8	12	14	7	325	Fukushima

Tokushima	18	16	18		18		5	6	7	6	6	5	2	4	4		3	6	6	1	4	4	1	7	147	Tokushima
Okinawa	19	16	22		20		17	18	13	12	9	11	9	11	7	12	15	6	11	11	12	7	8	6	272	Okinawa
Yamaguchi	27	19	14		14		19	15	9	10	6	7	17	11	5	5	9	4	5	12	10	8	3	5	234	Yamaguchi
Toyama	15	14	12		13		13	13	8	13	6	15	9	10	10		3	9	10	10	9	6	6	5	209	Toyama
Kagawa	25	17	18		18		11	14	5	15	10	11	10	9	6	5	5	5	6	4	9	3	5	4	215	Kagawa
Akita	11	7	11		5		5	6	3	9	6	4	5	4	8	5	4	3	2	3	5	2	2	4	114	Akita
Fukui	4	8	7		5		5	9	4	2	3	4	5	6	6	1	5	4	3	4		4	4	4	97	Fukui
Shimane	6	2	7		4		3	6	7	2	3	2	2	2		1	2	1	1	1	2	1	2	4	61	Shimane
Tottori	6	5	4		1		1	2	2	2		2	4	1	3	2	1	4	6		1	2	1	3	53	Tottori
Aomori	4	10	8		3		8	3	2	5	4	7	6	3	5	4	3	2	3	2	5	5	5	2	99	Aomori
Iwate	11	9	8		10		6	2	9	1	4	3	1	3	2	2	2	3	3	3	1	1	1		85	Iwate
total	1,740	1,661	1,579	1,405	1,449	1,435	1,290	1,465	1,379	1,324	1,261	1,187	1,158	1,167	1,107	1,103	1,071	997	987	1,105	1,021	879	1,008	1,062	29,840	total

Data Source : <https://anzeninfo.mhlw.go.jp/user/anzen/tok/anst00.html> MHLW, Jaan

Return to https://www.jisha.or.jp/english/statistics/202312_05.html