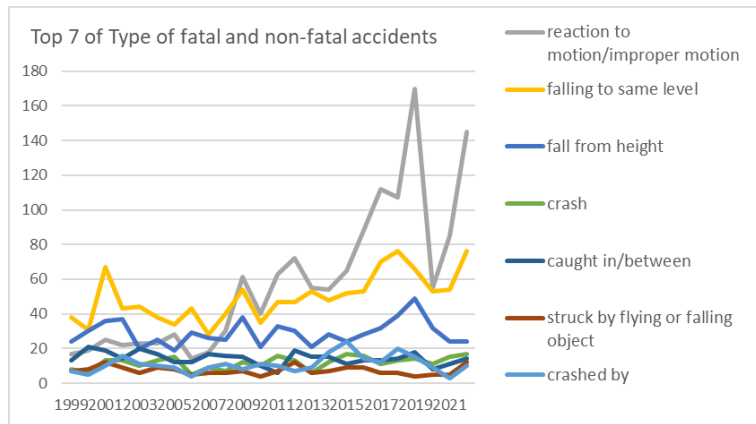
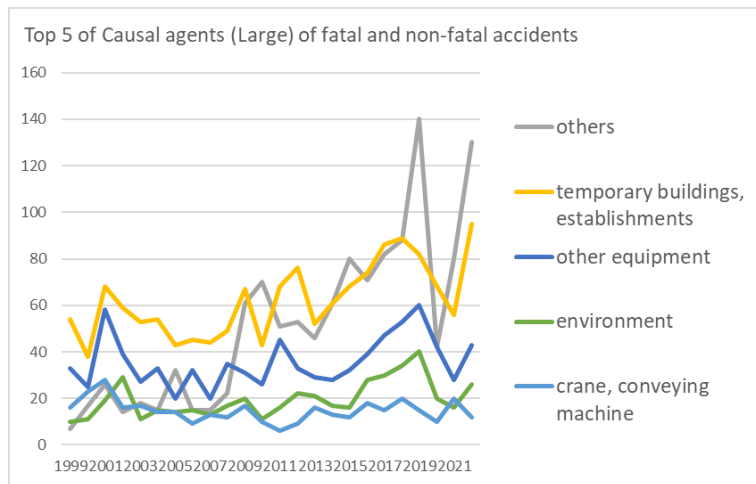


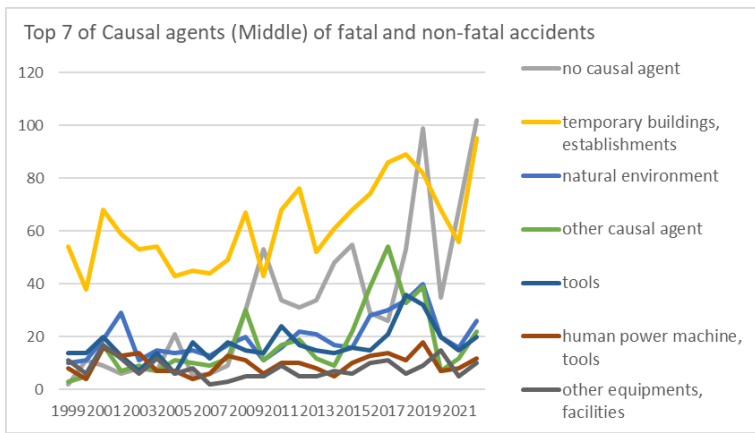
Transition of fatal and non-fatal accidents in 140302 park and amusement park in Japan (1999-2022)



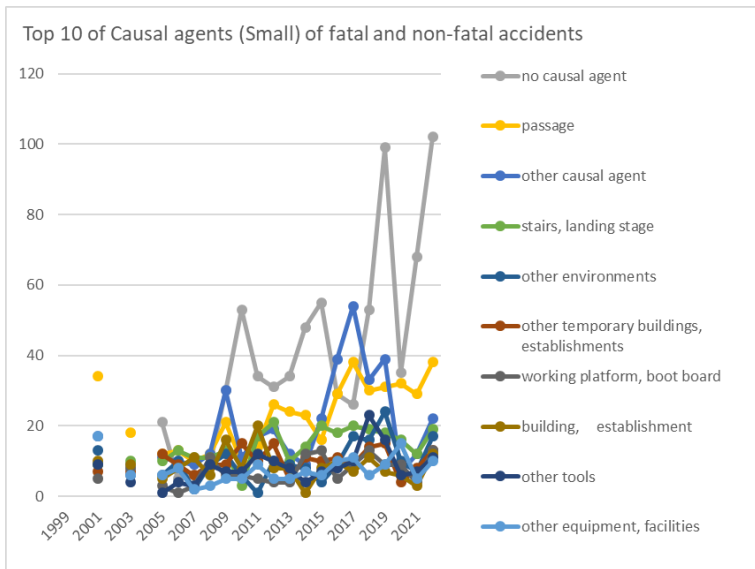
Transition of Top 7 of Type of fatal and non-fatal accidents in 140302 park and amusement park in Japan (1999-2022)



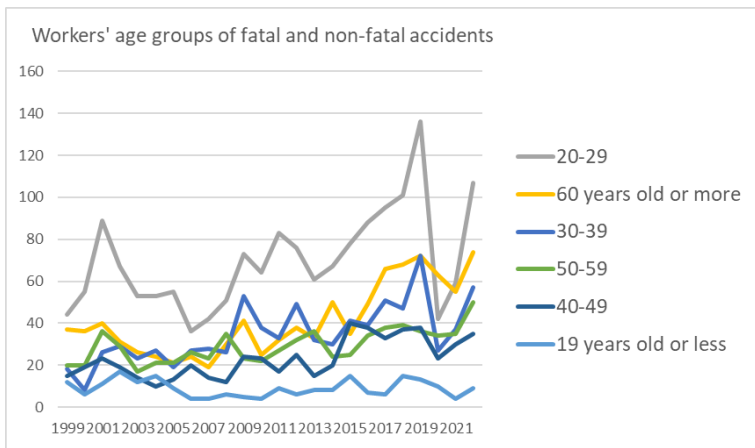
Transition of Top 5 of Causal agents (Large) of fatal and non-fatal accidents in 140302 park and amusement park in Japan (1999-2022)



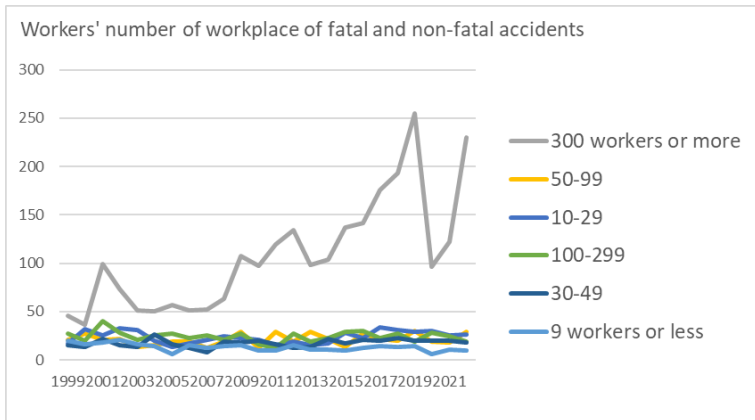
Transition of Top 7 of Causal agents (Middle) of fatal and non-fatal accidents in 140302 park and amusement park in Japan (1999-2022)



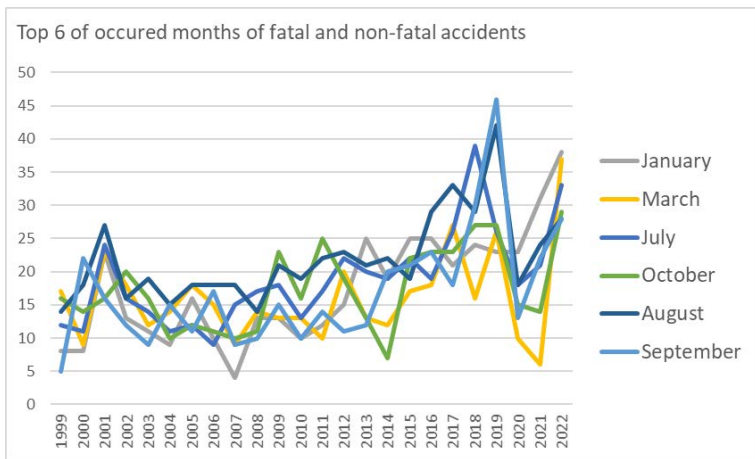
Transition of Top 10 of Causal agents (Small) of fatal and non-fatal accidents in 140302 park and amusement park in Japan (1999-2022)



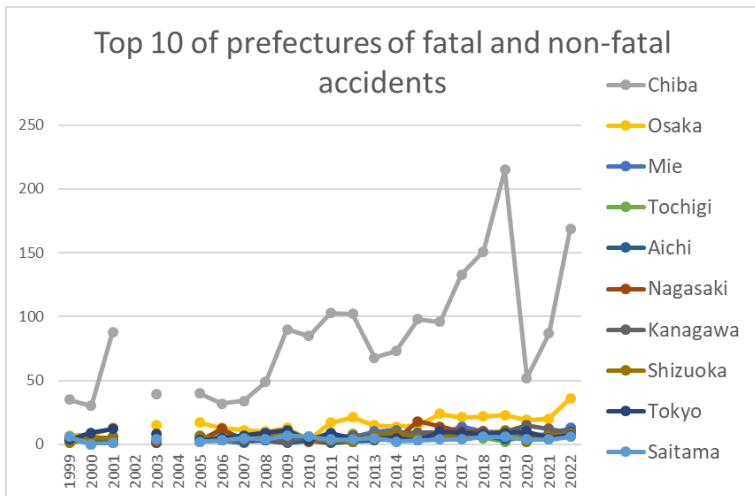
Transition of workers' age groups of fatal and non-fatal accidents in 140302 park and amusement park in Japan (1999-2022)



Transition of workers' number of workplace of fatal and non-fatal accidents in 140302 park and amusement park in Japan (1999-2022)



Transition of Top 6 of occurred months of fatal and non-fatal accidents in 140302 park and amusement park in Japan (1999-2022)



Transition of Top 10 of prefectures of fatal and non-fatal accidents in 140302 park and amusement park in Japan (1999-2022)

Transition of Type of fatal and non-fatal accidents in 140302 park and amusement park in Japan (1999-2022)

Type of accidents	1999	2000	2001	2002	2003	2004	2005	2006	2007	2008	2009	2010	2011	2012	2013	2014	2015	2016	2017	2018	2019	2020	2021	2022	total	Type of accidents
reaction to motion/improper motion	17	19	25	22	23	23	28	14	18	30	61	40	63	72	55	54	65	88	112	107	170	55	85	145	1,391	reaction to motion/improper motion



(others)										1								1			1							3	(others)	
explosion																		1			1							2	explosion	
drown						1																							1	drown
electric shock																													1	electric shock
burst																														burst
total	146	144	225	192	145	150	138	137	130	160	219	176	201	226	185	199	234	255	289	307	367	199	220	332	4,976	total				

Transition of Causal agents (Large) of fatal and non-fatal accidents in 140302 park and amusement park in Japan (1999-2022)

Causal (L) agents	1999	2000	2001	2002	2003	2004	2005	2006	2007	2008	2009	2010	2011	2012	2013	2014	2015	2016	2017	2018	2019	2020	2021	2022	total	Causal (L) agents
others	7	17	26	14	18	15	32	15	15	22	61	70	51	53	46	61	80	71	82	88	140	42	80	130	1,236	others
temporary buildings, establishments	54	38	68	59	53	54	43	45	44	49	67	43	68	76	52	61	68	74	86	89	82	68	56	95	1,492	temporary buildings, establishments
other equipment	33	25	58	39	27	33	20	32	20	35	31	26	45	33	29	28	32	39	47	53	60	42	28	43	858	other equipment
environment	10	11	19	29	11	15	14	15	13	17	20	11	16	22	21	17	16	28	30	34	40	20	16	26	471	environment
crane, conveying machine	16	23	28	16	17	14	14	9	13	12	17	10	6	9	16	13	12	18	15	20	15	10	20	12	355	crane, conveying machine
substance, material	6	14	6	11	7	7	4	4	9	2	6	3	1	7	4	3	6	3	4	7	8	4	4	11	141	substance, material
load	6	5	9	9	6	2	6	7	6	10	6	6	11	13	7	7	8	10	10	11	16	5	6	8	190	load
machine	14	11	11	15	6	10	5	10	10	13	11	7	3	13	10	9	12	12	15	5	6	8	10	7	233	machine

total	146	144	225	192	145	150	138	137	130	160	219	176	201	226	185	199	234	255	289	307	367	199	220	332	4,976	total
-------	-----	-----	-----	-----	-----	-----	-----	-----	-----	-----	-----	-----	-----	-----	-----	-----	-----	-----	-----	-----	-----	-----	-----	-----	-------	-------

Transition of Causal agents (Middle) of fatal and non-fatal accidents in 140302 park and amusement park in Japan (1999-2022)

Causal (M) agents	1999	2000	2001	2002	2003	2004	2005	2006	2007	2008	2009	2010	2011	2012	2013	2014	2015	2016	2017	2018	2019	2020	2021	2022	total	Causal (M) agents
no causal agent	2	11	9	6	8	7	21	5	6	9	30	53	34	31	34	48	55	29	26	53	99	35	68	102	781	no causal agent
temporary buildings, establishments	54	38	68	59	53	54	43	45	44	49	67	43	68	76	52	61	68	74	86	89	82	68	56	95	1,492	temporary buildings, establishments
natural environment	10	11	19	29	11	15	14	15	13	17	20	11	16	22	21	17	16	28	30	34	40	20	16	26	471	natural environment
other causal agent	3	5	17	7	9	7	11	10	9	12	30	11	17	19	12	9	22	39	54	33	39	7	12	22	416	other causal agent
tools	14	14	20	13	7	14	6	18	12	18	15	14	24	17	15	14	16	15	21	36	32	20	15	20	410	tools
human power machine, tools	8	4	16	13	14	7	7	4	6	13	11	6	10	10	8	5	10	13	14	11	18	7	8	12	235	human power machine, tools
other equipments, facilities	11	6	17	12	6	12	6	8	2	3	5	5	9	5	5	7	6	10	11	6	9	15	5	10	191	other equipments, facilities
materials	3	12	5	6	6	5	4	2	6	1	6	3		6	3	2	4	2	3	7	7	3	4	10	110	materials
vehicle	10	16	19	8	11	10	9	5	7	8	12	6	5	3	12	10	10	8	8	13	13	5	15	9	232	vehicle
load	6	5	9	9	6	2	6	7	6	10	6	6	11	13	7	7	8	10	10	11	16	5	6	8	190	load
unclassifiable	2	1		1	1	1				1	1	6		3		4	3	3	2	2	2			6	39	unclassifiable
woodworking machine	4	3	2	4	1	1	1	2	2	3	5	1		6	4	1	4	3	3	3	3	4	4	4	68	woodworking machine







hauling equipment			11		8		6	3	4	6	5	4	7	8	6	2	7	7	7	6	15	4	2	9	127	hauling equipment	
load			8		4		5	7	6	9	6	6	11	12	7	7	8	10	10	10	16	4	6	8	160	load	
cars, bus, motorcycle			11		8		3	3	3	4	6	3	2	2	2	6	4	2	2	6	8	2	8	6	91	cars, bus, motorcycle	
unclassifiable					1					1	1	6		3		4	3	3	2	2	2			6	34	unclassifiable	
metal material					3		2	1	3		2			3	1		1	1		1	1	1	1	5	26	metal material	
other vehicles			8		3		6	2	4	4	6	2	3	1	10	4	6	6	6	7	5	3	7	3	96	other vehicles	
standing tree			3		1		2	2	5	4	4	3	5	3	2	4	6	1	6	9	7	3	4	3	77	standing tree	
natural ground, rock			2		2		5	2	5	1	4		6	6	5	3	3	8	3	3	3	4	4	3	72	natural ground, rock	
high/cold temperature environment					1		1	1		1			3	2	5	2	2	9	1	6	5	2	1	3	45	high/cold temperature environment	
other materials			3		1				2	1	2	2		2	1	2	1		2	2	4	1	1	3	30	other materials	
hand tool			5		6		1	1	1	6	6	1	3	2	2	3	2	6	6	5	3	3	4	2	68	hand tool	
truck			6		2		3		1	2	3	1		5	2	2	2	5	6	5	1	2	2	2	52	truck	
chain saw											3			2	1	1	1	3	1	2		2	3	2	21	chain saw	
other woodworking machines								1	2	1	1	1		1			1			2	1	1	2		15	other woodworking machines	
other general power machines			6		2		3	6	4	6	4	4	1	6	4	2	4	4	6	1	2	4	4	1	74	other general power machines	
other powered conveying machines			2		2		2	3	1	2	2	2	1		1			2		1			3	3	1	28	other powered conveying machines
lumber, bamboo			2		1		2	1	1		1	1		1	1		1	1	1	2	2	1	2	1	22	lumber, bamboo	

food manufacturing machine				2		1		2			1				2	2	2	2	1	1		1	1	18	food manufacturing machine
excavating machine									1								1	3					1	6	excavating machine
inflammable substance			1									1	1			1					1		1	6	inflammable substance
stone, sand, substance				1						1					1				2				1	6	stone, sand, substance
transmission														1									1	2	transmission
human power cranes																						1	1	2	human power cranes
circular sawing machine			2				1	1		2	1			2	3		1		1			1		15	circular sawing machine
roof, beam, haze, crossbeam, principal rafter					1		1		1		2		2	1	1		1	1	1	1	1	2		15	roof, beam, haze, crossbeam, principal rafter
other hazards, harmful substances					1			2	3	1				1				1		1				10	other hazards, harmful substances
power transmission mechanism					1				2	1				1		1	2		1					9	power transmission mechanism
kiln, caldron			5					1					1	1										8	kiln, caldron
machine/equipment as load			1		2			1					1							1		1		8	machine/equipment as load
water			1		1				1			2	1				1	1						8	water
abnormal environment										2				1					3		1	1		8	abnormal environment

other construction machines			2							2				2	1									7	other construction machines
conveyor					1			1						1			1	1	1					7	conveyor
opening			2					1	1					1					1		1			7	opening
human power machine									1	1						1			1				1	6	human power machine
other electrical equipment										1						2			1		1			5	other electrical equipment
scaffolding			1							1									2					5	scaffolding
wood planer machine					1											1							1	4	wood planer machine
leveling, transporting or loading machine			1																				1	4	leveling, transporting or loading machine
forklift									2						1								1	4	forklift
grinding machine, buffing machine										1						1								3	grinding machine, buffing machine
other powered crane										1						1							1	3	other powered crane
electric power facilities																							1	3	electric power facilities
flammable gas																							1	2	flammable gas
engine																							1	1	engine
hollow chisel mortiser, wood																							1	1	hollow chisel mortiser, wood







total	146	144	225	192	145	150	138	137	130	160	219	176	201	226	185	199	234	255	289	307	367	199	220	332	4,976	total
-------	-----	-----	-----	-----	-----	-----	-----	-----	-----	-----	-----	-----	-----	-----	-----	-----	-----	-----	-----	-----	-----	-----	-----	-----	-------	-------

Transition of workers' age groups of fatal and non-fatal accidents in 140302 park and amusement park in Japan (1999-2022)

Age	1999	2000	2001	2002	2003	2004	2005	2006	2007	2008	2009	2010	2011	2012	2013	2014	2015	2016	2017	2018	2019	2020	2021	2022	total	Age
20-29	44	55	89	67	53	53	55	36	42	51	73	64	83	76	61	67	78	88	95	101	136	42	59	107	1,675	20-29
60 years old or more	37	36	40	31	26	24	21	24	19	30	41	25	32	38	33	50	35	49	66	68	72	63	55	74	989	60 years old or more
30-39	18	8	26	29	23	27	19	27	28	26	53	38	33	49	32	30	41	39	51	47	72	27	37	57	837	30-39
50-59	20	20	36	29	17	21	21	26	23	35	23	22	27	32	36	24	25	34	38	39	36	34	35	50	703	50-59
40-49	15	19	23	19	14	10	13	20	14	12	24	23	17	25	15	20	40	38	33	37	38	23	30	35	557	40-49
19 years old or less	12	6	11	17	12	15	9	4	4	6	5	4	9	6	8	8	15	7	6	15	13	10	4	9	215	19 years old or less
total	146	144	225	192	145	150	138	137	130	160	219	176	201	226	185	199	234	255	289	307	367	199	220	332	4,976	total

Transition of workers' number of workplace of fatal and non-fatal accidents in 140302 park and amusement park in Japan (1999-2022)

Workers scale	1999	2000	2001	2002	2003	2004	2005	2006	2007	2008	2009	2010	2011	2012	2013	2014	2015	2016	2017	2018	2019	2020	2021	2022	total	Workers scale
300 workers or more	46	36	99	73	51	50	57	51	52	63	107	97	119	134	98	104	137	142	176	193	255	96	122	230	2,588	300 workers or more
50-99	21	27	21	22	13	15	19	19	12	19	29	12	29	19	29	22	13	27	22	20	30	19	18	29	506	50-99
10-29	17	32	25	33	31	20	13	17	21	24	23	21	15	19	15	17	28	23	34	31	29	30	25	26	569	10-29
100-299	27	20	40	28	21	25	27	23	25	21	27	16	12	27	19	23	29	30	23	27	19	28	24	19	580	100-299
30-49	15	13	22	15	13	26	16	12	8	19	18	20	16	12	13	22	17	21	20	23	20	20	20	18	419	30-49
9 workers or less	20	16	18	21	16	14	6	15	12	14	15	10	10	15	11	11	10	12	14	13	14	6	11	10	314	9 workers or less
total	146	144	225	192	145	150	138	137	130	160	219	176	201	226	185	199	234	255	289	307	367	199	220	332	4,976	total



Transition of occurred months of fatal and non-fatal accidents in 140302 park and amusement park in Japan (1999-2022)

Month	1999	2000	2001	2002	2003	2004	2005	2006	2007	2008	2009	2010	2011	2012	2013	2014	2015	2016	2017	2018	2019	2020	2021	2022	total	Month
January	8	8	23	13	11	9	16	10	4	13	13	10	12	15	25	19	25	25	21	24	23	23	31	38	419	January
March	17	9	23	18	12	14	18	15	9	14	13	13	10	20	13	12	17	18	27	16	26	10	6	37	387	March
July	12	11	24	16	14	11	12	9	15	17	18	13	17	22	20	19	22	19	26	39	26	18	21	33	454	July
October	16	14	16	20	16	10	12	11	10	11	23	16	25	19	13	7	22	23	23	27	27	15	14	29	419	October
August	14	18	27	16	19	15	18	18	18	14	21	19	22	23	21	22	19	29	33	29	42	18	24	28	527	August
September	5	22	16	12	9	15	11	17	9	10	15	10	14	11	12	20	21	23	18	30	46	13	22	28	409	September
May	10	9	11	15	13	17	9	11	16	9	23	19	13	14	11	17	22	24	34	25	36	8	18	26	410	May
April	17	13	15	16	13	12	9	4	5	11	25	14	13	23	22	17	21	25	21	19	34	6	18	26	399	April
June	14	12	17	15	12	12	5	16	14	8	24	21	11	19	18	14	13	15	24	26	23	12	17	25	387	June
November	9	10	23	15	9	10	18	7	9	14	14	16	31	24	13	18	21	23	19	23	26	22	18	23	415	November
December	9	10	20	13	8	17	6	7	11	13	21	11	18	20	12	12	14	19	20	22	30	16	21	23	373	December
February	15	8	10	23	9	8	4	12	10	26	9	14	15	16	5	22	17	12	23	27	28	38	10	16	377	February
total	146	144	225	192	145	150	138	137	130	160	219	176	201	226	185	199	234	255	289	307	367	199	220	332	4,976	total

Transition of prefectures of fatal and non-fatal accidents in 140302 park and amusement park in Japan (1999-2022)

Prefecture	1999	2000	2001	2002	2003	2004	2005	2006	2007	2008	2009	2010	2011	2012	2013	2014	2015	2016	2017	2018	2019	2020	2021	2022	total	Prefecture
Chiba	35	30	88		39		40	32	34	49	90	85	103	102	68	73	98	96	133	151	215	52	87	169	1,869	Chiba
Osaka	7	7	13		15		17	13	11	10	13	4	17	21	15	14	15	24	21	22	23	19	20	36	357	Osaka
Mie	5		4		1		4	3	1	8	8	4	8	6	10	11	5	7	14	10	9	7	8	13	146	Mie
Tochigi	3	4	4		2		3	10	3	3	3	3	2	8	5	7	6	5	5	5	2	7	4	10	104	Tochigi
Aichi	4	3	1		1		3	5	2	3	1	3	1	2	3	6	9	6	6	7	4	8	5	10	93	Aichi
Nagasaki	5	3	3		2		3	12	4	4	10	2	3	7	4	4	18	14	10	10	8	6	7	9	148	Nagasaki

Kanagawa	3	2	6		3		2	3	6	4	2	6	5	6	7	9	9	9	7	9	10	15	12	9	144	Kanagawa
Shizuoka	1	5	5		4		7	3	4	8	10	4	3	2	7	9	5	6	8	6	11	2	7	8	125	Shizuoka
Tokyo	4	9	12		8		3	5	7	9	11	3	9	4	5	5	3	10	9	8	9	10	5	7	155	Tokyo
Saitama	6		1		4		2	3	5	4	7	6	4	4	5	2	3	4	4	6	6	4	4	6	90	Saitama
Gunma	2		1		1		1	4	2	5	6	4	6	1	4	7	1	6	4	3	2	5	2	6	73	Gunma
Kyoto	1		1		1			2	1	1	1	2		2		2	3		3	1		1	2	6	30	Kyoto
Hyogo	10	9	12		13		5	2	8	6	5	2	6	7	4	7	1	4	7	6	7	5	8	4	138	Hyogo
Kagawa	2	2	1		1		1	1	2	1	2		1	2	2	2	4	7	6	2	3	3	1	4	50	Kagawa
Hiroshima		4	4				1		1			1			1			1	1	3	4	4	5	4	34	Hiroshima
Fukuoka	2	2	8		3		2	6	2	1	4	2	3	2	4	6	3	5	1	2	3	4		3	68	Fukuoka
Oita	4	4	6		2		3	4	1	4	2	3	3	1	1	1	2	6	5	1	2	1	3	3	62	Oita
Shiga	3	1					3		1	1	3	1	2	4	7	3	1				3	3		3	39	Shiga
Ehime	4	1	1				1	2		2				2	2			1	1	1	6	2	2	3	31	Ehime
Gifu	5	3	2		5		4	1	1	4	2	1	2	1	1	2		2	2	3	3	4	3	2	53	Gifu
Okinawa		3			1		2	1	3	3	1	3	2	6	1		3	2	1	5	2	7	1	2	49	Okinawa
Fukushima	2	7	4		1		1	1			2		1				2	2	4		2		2		31	Fukushima
Hokkaido	7	10	7		5		10	5	8	6	22	9	3	9	7	6	8	7	8	6	9	1	3	1	157	Hokkaido
Kagoshima	3	3	4		4		1	1	5	6	2	2	3	6	2	2	10	10	4	6	3	5	7	1	90	Kagoshima
Kumamoto	2	3	5		2		2	1	4	1	1			1	2	2	8	6	3	5	1	2	2	1	54	Kumamoto
Okayama	6	1	5		5		4	3	1		1	1	2		3	1	1	1	2	2	3		2	1	45	Okayama
Nagano	3	3	3		1		1	1	1	3		2		2		2	1		3	1	1	5	2	1	36	Nagano
Ibaraki	1	5					1	1		2	1	1	1	1	3			2	4	2	2	2	3	1	33	Ibaraki
Wakayama	1		1		4		3	1	2	1	2		1	2	1	2		2	3	2	2	1		1	32	Wakayama

Iwate			9		1					1	1	3			2	2		2	1	3				1	26	Iwate	
Yamaguchi	2		1		4		1			1	1		1	1		1	1			1	2	1	3	1	22	Yamaguchi	
Kochi	2									2						6	2						3	1	16	Kochi	
Fukui	1							1		1	1		1			1			2	1			2	1	12	Fukui	
Yamagata	1											1		1				1		1				2	1	8	Yamagata
Aomori					1									1		1	1				1	1		1	7	Aomori	
Miyagi	3	3	3		2		1		1	1	2	4	1			2					1		2		26	Miyagi	
Niigata	1	2	1					3	3	1		2	1	1	3	1		2	1	1	1	1			25	Niigata	
Toyama	1	1	1		1					2		2	1		1	2		1	4		2	3	1		23	Toyama	
Yamanashi			1		2		1	1	1	2	1		1	2	1		4			4		1			22	Yamanashi	
Miyazaki	1	2			3		1		1		1			1		2	1		3	1	3	2			22	Miyazaki	
Ishikawa	1	5	2				1	2				1	1	1		1		2	1	2	1				21	Ishikawa	
Shimane		2	3				1	2				3			1		1			2			1		16	Shimane	
Nara								1	3			2	2	3	1	1	1				1				15	Nara	
Tottori					1		1	1			2			1							1	2	2	1		12	Tottori
Akita	1	1	1		2		1					1		1	1		1						1			11	Akita
Tokushima		4	1									1	1													7	Tokushima
Saga	1								1				1	1	1		1			1						7	Saga
total	146	144	225	192	145	150	138	137	130	160	219	176	201	226	185	199	234	255	289	307	367	199	220	332	4,976	total	

Data Source : <https://anzeninfo.mhlw.go.jp/user/anzen/tok/anst00.html> MHLW, Jaan

Return to [https://www.jisha.or.jp/english/statistics/202312\\_05.html](https://www.jisha.or.jp/english/statistics/202312_05.html)