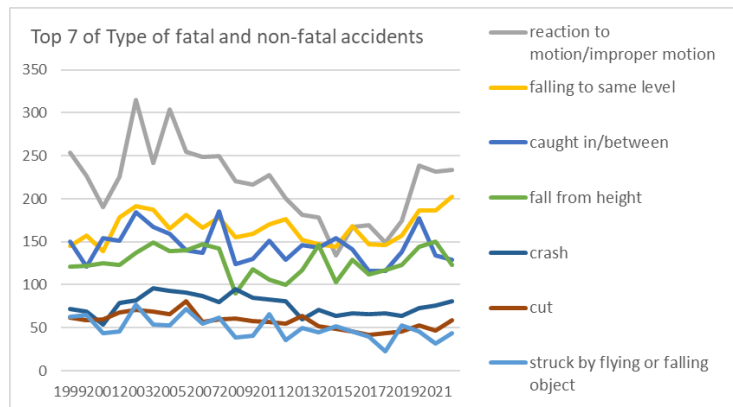
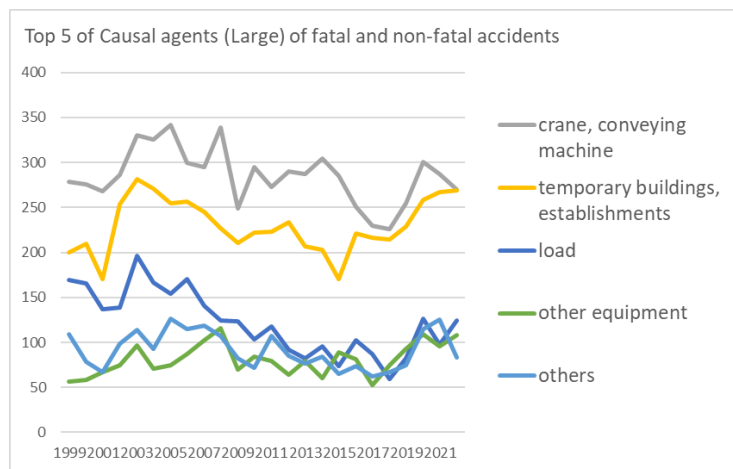


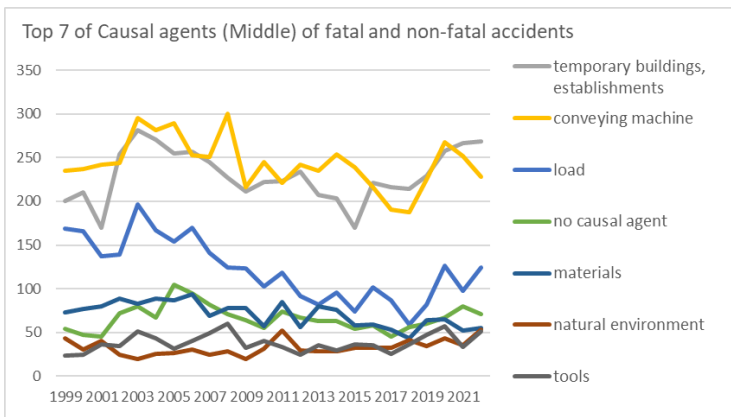
Transition of fatal and non-fatal accidents in 150103 other waste disposal service in Japan (1999-2022)



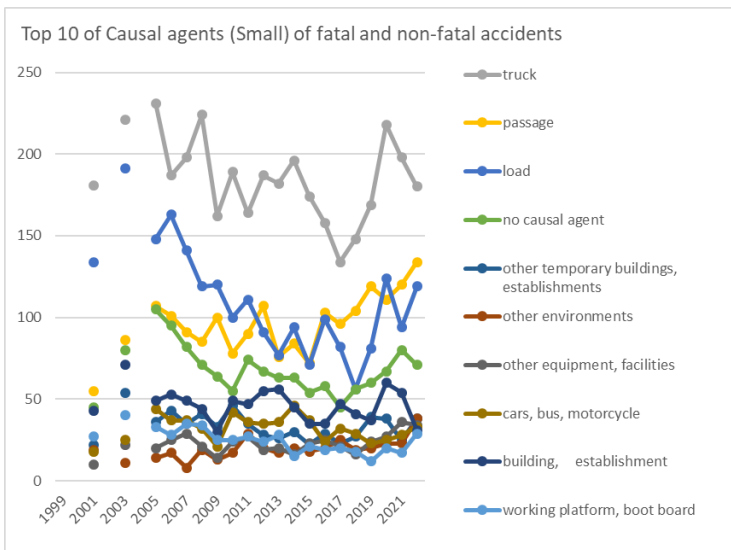
Transition of Top 7 of Type of fatal and non-fatal accidents in 150103 other waste disposal service in Japan (1999-2022)



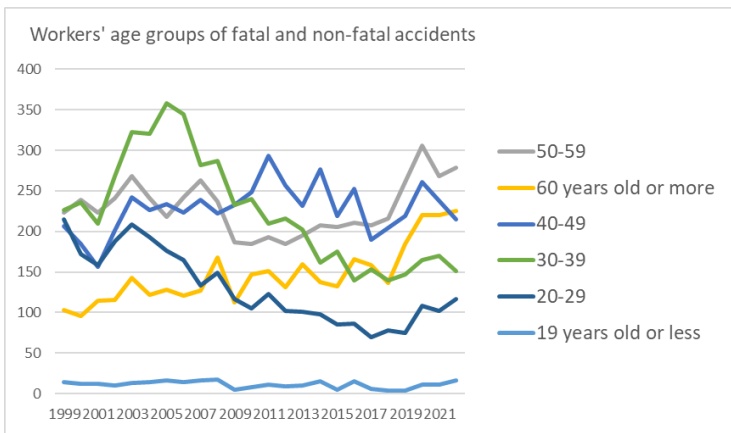
Transition of Top 5 of Causal agents (Large) of fatal and non-fatal accidents in 150103 other waste disposal service in Japan (1999-2022)



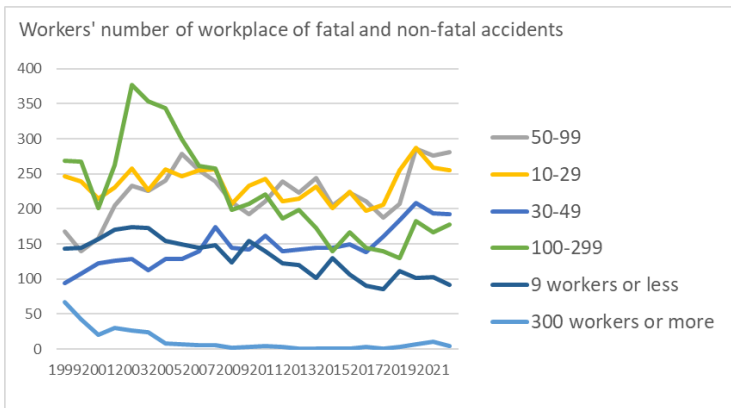
Transition of Top 7 of Causal agents (Middle) of fatal and non-fatal accidents in 150103 other waste disposal service in Japan (1999-2022)



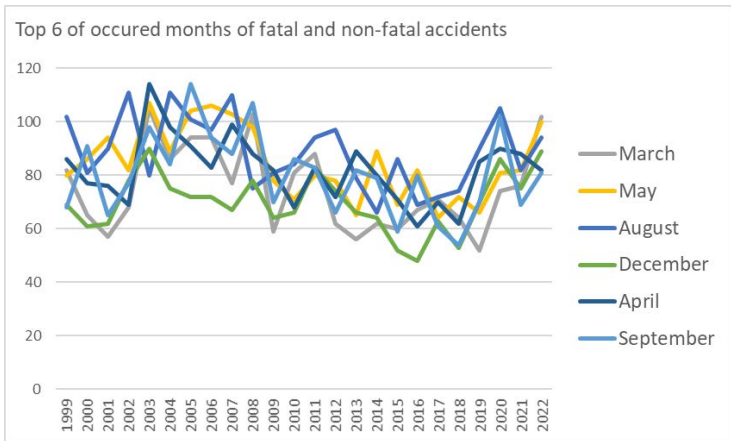
Transition of Top 10 of Causal agents (Small) of fatal and non-fatal accidents in 150103 other waste disposal service in Japan (1999-2022)



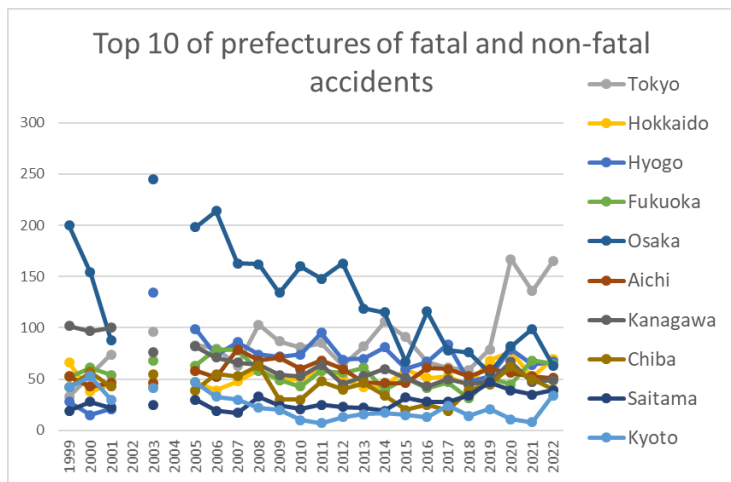
Transition of workers' age groups of fatal and non-fatal accidents in 150103 other waste disposal service in Japan (1999-2022)



Transition of workers' number of workplace of fatal and non-fatal accidents in 150103 other waste disposal service in Japan (1999-2022)



Transition of Top 6 of occurred months of fatal and non-fatal accidents in 150103 other waste disposal service in Japan (1999-2022)



Transition of Top 10 of prefectures of fatal and non-fatal accidents in 150103 other waste disposal service in Japan (1999-2022)

Transition of Type of fatal and non-fatal accidents in 150103 other waste disposal service in Japan (1999-2022)

Type of accidents	1999	2000	2001	2002	2003	2004	2005	2006	2007	2008	2009	2010	2011	2012	2013	2014	2015	2016	2017	2018	2019	2020	2021	2022	total	Type of accidents
reaction to motion/improper motion	254	227	190	226	315	242	304	255	249	250	221	217	228	200	181	178	134	167	169	149	174	239	232	234	5,235	reaction to motion/improper motion
falling to same level	145	157	139	178	191	187	165	181	166	178	155	159	170	176	152	147	144	168	147	146	157	186	186	203	3,983	falling to same level
caught in/between	150	121	154	151	184	167	159	140	137	185	124	130	151	129	146	143	154	141	116	116	138	177	134	129	3,476	caught in/between
fall from height	121	122	125	123	137	149	139	140	147	142	90	118	106	100	117	146	103	129	112	117	123	144	150	123	3,023	fall from height
crash	72	69	54	79	82	96	93	91	87	80	95	85	83	81	60	71	64	67	66	67	64	73	76	81	1,836	crash
cut	62	59	60	68	71	69	66	81	57	60	61	58	57	55	64	52	49	46	42	44	46	53	47	59	1,386	cut
struck by flying or falling object	63	65	44	46	77	54	53	72	55	62	39	41	66	36	50	45	52	46	40	23	53	46	32	44	1,204	struck by flying or falling object

conveyor			15		19		18	17	17	26	19	19	13	17	18	17	18	11	11	5	20	15	11	10	316	conveyor
opening			5		2		4	5	3	5	6	5	3	2	4	3	2	4	8	1	3	8	2	10	85	opening
other causal agent			18		33		19	17	33	35	14	15	28	15	14	19	10	15	16	11	15	46	45	9	427	other causal agent
lumber, bamboo			12		10		11	7	5	10	13	6	15	4	7	9	9	6	9	5	5	5	6	6	160	lumber, bamboo
power transmission mechanism			3		3		2	3	3	2	3	3	6	4	3	6	4	2	7	9	4	2	4	5	78	power transmission mechanism
machine/equipment as load			3		5		6	7		5	3	3	7	1	5	2	3	3	5	3	1	2	4	5	73	machine/equipment as load
stone, sand, substance			7		6		3	6	6	4	4	1	3	4	7	1	1	3	1	3	2	2	4	4	72	stone, sand, substance
mobile crane					5		4	3	2	4	5	4	3	6	8	3	2	4	3	1	2	2	3	4	68	mobile crane
other hazards, harmful substances			4		5		2		2	2	1	6	1	4	1	1	3	1	2	3	1	4	4	4	51	other hazards, harmful substances
standing tree			6		3		2	1	2	1	1	1	1	1			3	3	2	3		2	1	4	37	standing tree
grinding machine, buffing machine			1				1	5	3		2	4	2	1		1	1	1	2	2		1		4	31	grinding machine, buffing machine
human power hauling equipment			2		8		10	3	9	15	8	7	9	12	8	5	10	6	2	9	3	10	5	3	144	human power hauling equipment
excavating machine			3		9		6	5	7	7	8	8	6	5	4	4	1	3	1	4	6	1	5	3	96	excavating machine
other vehicles			7		2		1	4	3	1	3	2	6	5	4		3	2	3	7	3	4	4	3	67	other vehicles
leveling, transporting or loading machine			4		3		5	1	2	2	4	2	2	5	4	1		3	5	7	2	4	2	3	61	leveling, transporting or loading machine
circular sawing machine			2		5		6	1	2	1	2	4		4			2	3	2	1	4	2	1	3	45	circular sawing machine
unclassifiable			4		1		2	3	4	1	4	2	5	3		2	1	1	1			2		3	39	unclassifiable

mixer, grinder			2	8		4	5	5	6	3	1		3	2	2	3	5	4	4	7	2	2	2	70	mixer, grinder	
crane			1	2		3	2	2	2	3	2	5	2	3	1	3	4	1	1	1	1		2	41	crane	
human power cranes				1				2	1						1	1			1		2		2	11	human power cranes	
other metal manufacturing machines			4	4		6	3	2	3	2	10	1	3	3	8	3	2	2	1	4	2	1	1	65	other metal manufacturing machines	
harmful substance				4		4	2	5	1	1		1	1	3		1	2			3	1	1	1	31	harmful substance	
loader				5		2	2		2	1	1	3	1		1	2		1		4	1	3	1	30	loader	
kiln, caldron			1			3	2		3	2	1			1			3		2		2	2	1	23	kiln, caldron	
demolition machine				1			1				1		1	1	2	2	1	1	1	1	2	5	1	21	demolition machine	
chain saw				1		2	1	2			1	1	2		1	1		1		1		2	1	17	chain saw	
inflammable substance			2			2	1	1	1							2			1		1		1	12	inflammable substance	
food manufacturing machine																							1	1	food manufacturing machine	
natural ground, rock			7	6		5	6	10	3	3	6	6	1	6	4	4	2	2	2	2	2	2	3		80	natural ground, rock
other construction machines			1	3			2	1	3	1	4	1	2	7	2	3	2					1	1		34	other construction machines
roof, beam, haze, crossbeam, principal rafter				1			1	4	2	1	3	2		1		2	1	3	1		2	2		26	roof, beam, haze, crossbeam, principal rafter	
water			1			4	1			1	2	9		1	1	1	1	1	1					24	water	
scaffolding			1	3			2	4	1				1		2		1				1	2		18	scaffolding	

slinging tool			1		1			2	3	1					1	1	2				2			14	slinging tool	
inflammable gas			1		1		1	1	1	1	1		1	2			1	2			1				14	inflammable gas
other woodworking machines			1				1	1		1	1	1	1		2			1		1		1	1		13	other woodworking machines
gas welding equipment			1				1				1					2	1	1			2	2	2		13	gas welding equipment
shearing machine			1		1			1				2			1	1	1	1	1		1				11	shearing machine
power press			1		1		1	2	1	1			1						1				1		10	power press
transmission					2				1			1					1		1				1		7	transmission
abnormal environment			2					1													2	2			7	abnormal environment
other powered crane					1		1	1			1						1	1							6	other powered crane
other pressure vessels			1							2	1			1	1										6	other pressure vessels
engine			1					1	1							1		1							5	engine
roll machine (except printingroll machine)					1			2													2				5	roll machine (except printingroll machine)
other kiln, caldron										2				1		1							1		5	other kiln, caldron
other electrical equipment			2												1			1				1			5	other electrical equipment
human power machine			1		1								1										2		5	human power machine
drill press, milling machine							1						1									2			4	drill press, milling machine

injection molding machine																		1	1		2			4	injection molding machine	
railway vehicle																									3	railway vehicle
chemical facilities			1				1																		3	chemical facilities
industrial dryer								1																	3	industrial dryer
explosive substance																									3	explosive substance
vehicle for high lift work																									2	vehicle for high lift work
lathe																									2	lathe
centrifugal machine																									2	centrifugal machine
elevator, lift																									2	elevator, lift
rough terrain hauler			1																						2	rough terrain hauler
boiler																									2	boiler
arc welding equipment																									2	arc welding equipment
band sawing machine																									1	band sawing machine
foundation work machine																									1	foundation work machine
hardening machine																									1	hardening machine
forging pressure hammer																									1	forging pressure hammer
printing machine																									1	printing machine
industrial robot																									1	industrial robot
felling machine																									1	felling machine

100-299	269	267	201	262	377	353	344	299	261	257	199	207	221	186	199	173	140	167	144	139	130	182	166	178	5,321	100-299
9 workers or less	143	144	157	170	174	173	154	150	144	148	124	154	140	122	120	101	130	106	90	85	111	101	103	92	3,136	9 workers or less
300 workers or more	67	42	20	30	27	24	8	7	5	6	2	3	4	3	1	1	1	1	3	1	3	7	11	4	281	300 workers or more
total	987	940	873	1,024	1,198	1,116	1,130	1,109	1,060	1,080	887	932	981	900	899	896	821	870	783	778	890	1,071	1,009	1,003	23,237	total

Transition of occurred months of fatal and non-fatal accidents in 150103 other waste disposal service in Japan (1999-2022)

Month	1999	2000	2001	2002	2003	2004	2005	2006	2007	2008	2009	2010	2011	2012	2013	2014	2015	2016	2017	2018	2019	2020	2021	2022	total	Month
March	82	65	57	68	105	86	94	94	77	103	59	81	88	62	56	62	60	67	71	64	52	74	76	102	1,805	March
May	80	86	94	82	107	89	104	106	103	98	78	71	80	78	65	89	69	82	64	72	66	81	82	100	2,026	May
August	102	81	90	111	80	111	101	97	110	75	81	84	94	97	79	66	86	69	72	74	90	105	82	94	2,131	August
December	69	61	62	78	90	75	72	72	67	78	64	66	83	74	66	64	52	48	63	53	70	86	75	89	1,677	December
April	86	77	76	69	114	98	91	83	99	88	82	68	83	72	89	80	71	61	70	62	85	90	88	82	1,964	April
September	68	91	65	77	98	84	114	94	88	107	70	86	83	66	82	79	59	80	61	54	70	102	69	81	1,928	September
January	78	73	71	53	100	82	77	92	66	90	87	68	75	63	71	89	73	93	75	71	68	81	95	80	1,871	January
February	69	78	63	81	89	92	78	75	74	98	72	75	75	87	67	90	66	73	52	61	89	83	88	79	1,854	February
June	97	88	76	111	114	101	113	102	109	88	83	88	85	81	85	72	68	90	62	63	73	92	98	78	2,117	June
July	106	90	87	117	116	108	109	112	103	105	73	81	97	79	90	73	67	61	68	80	95	90	84	76	2,167	July
November	65	80	64	81	76	91	79	89	78	71	60	75	74	64	79	63	81	74	56	56	63	92	81	74	1,766	November
October	85	70	68	96	109	99	98	93	86	79	78	89	64	77	70	69	69	72	69	68	69	95	91	68	1,931	October
total	987	940	873	1,024	1,198	1,116	1,130	1,109	1,060	1,080	887	932	981	900	899	896	821	870	783	778	890	1,071	1,009	1,003	23,237	total

Transition of prefectures of fatal and non-fatal accidents in 150103 other waste disposal service in Japan (1999-2022)

Prefecture	1999	2000	2001	2002	2003	2004	2005	2006	2007	2008	2009	2010	2011	2012	2013	2014	2015	2016	2017	2018	2019	2020	2021	2022	total	Prefecture
Tokyo	33	54	74		96		83	80	63	103	87	81	85	63	82	106	91	67	61	59	79	167	136	165	1,915	Tokyo

Ibaraki	15	6	8		12		12	16	14	9	10	13	8	7	11	9	10	9	11	11	14	11	12	11	239	Ibaraki
Okinawa	2		5		1		4	2	2	6	4	2	5	7	2	1	4	6	8	5	7	9	5	9	96	Okinawa
Kochi	10	6	7		10		9	18	14	11	10	9	16	13	10	15	9	10	5	11	5	8	9	8	223	Kochi
Fukui	5	11	8		8		3	7	1	8	7	8	5	8	6	12	11	6	7	6	9	9	14	8	167	Fukui
Kumamoto	5	11	13		9		9	15	5	18	10	12	11	6	7	8	11	12	12	8	13	17	13	7	232	Kumamoto
Oita	13	6	5		5		9	8	4	7	1	3	1	2	3	8	12	13	13	8	7	17	5	7	157	Oita
Saga	9	7	4		8		3	6	8	2		3	5	4	6		2	8	2	7	6	4	6	7	107	Saga
Akita	14	8	13		12		6	8	5	7	3	9	7	11	5	9	7	4	5	8	11	8	7	6	173	Akita
Ehime	6	7	3		5		18	8	12	6	5	8	3	3	3	4	5	2	2	3	8	9	12	6	138	Ehime
Kagawa	5	6	3		3		8	5	7	5	8	5	1	5	7	7	11	7	6	8	8	6	6	6	133	Kagawa
Miyazaki	6	11			8		6	5	8	5	6	6	7	8	3	3	3	9	8	7	3	7	7	6	132	Miyazaki
Toyama	6	8	7		5		4	5	9	6	3	4	6	4	4	2	4	5	1	5	4	5	1	6	104	Toyama
Mie	14	18	9		10		13	13	17	14	16	20	11	8	14	13	7	13	10	6	9	6	12	5	258	Mie
Okayama	7	7	8		6		7	5	9	13	6	8	10	4	4	6	9	6	4	10	9	12	6	5	161	Okayama
Wakayama	2	3	9		8		23	17	14	12	10	9	4	7	8	1	4	2	4	6	4	3	5	5	160	Wakayama
Iwate	8	2	3		6		5	4	5	4	5	5	5	6	10	8	9	10	5	6	4	6	3	5	124	Iwate
Tottori	1	4	8		3		4	6	8	3	3	3	8	3	3	4	6	7	4	3	5	3	2	5	96	Tottori
Tochigi	4	6	8		8		8	7	7	7	4	7	6	6	6	4	10	8	5	5	13	9	12	4	154	Tochigi
Shimane	4	7	5		10		10	6	2	6	7	7	6	2	8	5	1	3	2	1	3	3	2	3	103	Shimane
Yamanashi	4	5	1		3		6	4	4	3	1	1		1	3	4	6	6		2	1	3	4	3	65	Yamanashi
Ishikawa	7	10	14		6		9	7	10	8	8	7	3	5	6	6	2	9	8	4	2	10	4	2	147	Ishikawa
Yamagata	9	9	5		4		4	2	6	3	1	8	6	2	7	8		4	5	2	4	6	6	2	103	Yamagata
total	987	940	873	1,024	1,198	1,116	1,130	1,109	1,060	1,080	887	932	981	900	899	896	821	870	783	778	890	1,071	1,009	1,003	23,237	total

Return to https://www.jisha.or.jp/english/statistics/202312_05.html