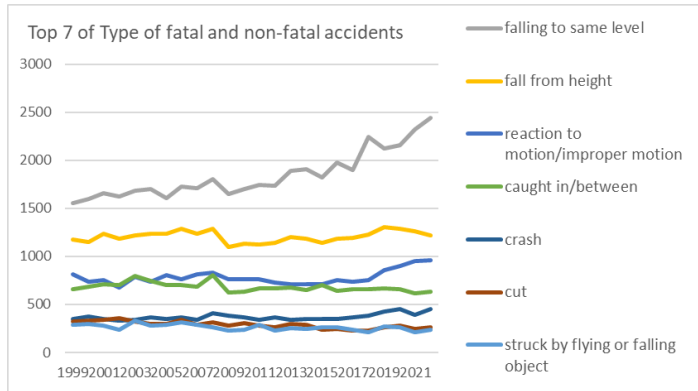
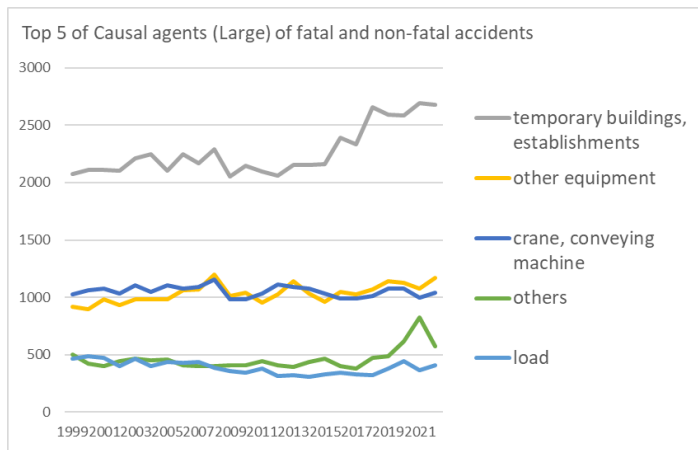


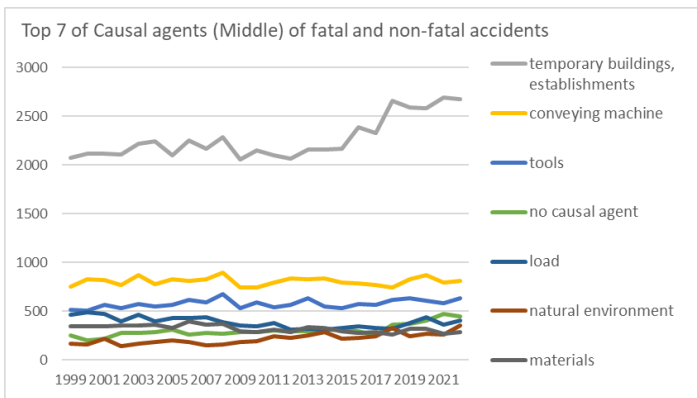
Transition of fatal and non-fatal accidents in 1501 commercial cleaning and livestock process in Japan (1999-2022)



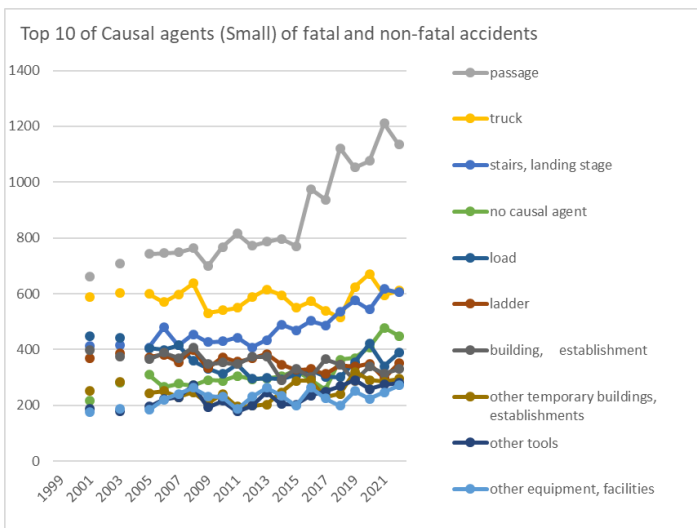
Transition of Top 7 of Type of fatal and non-fatal accidents in 1501 commercial cleaning and livestock process in Japan (1999-2022)



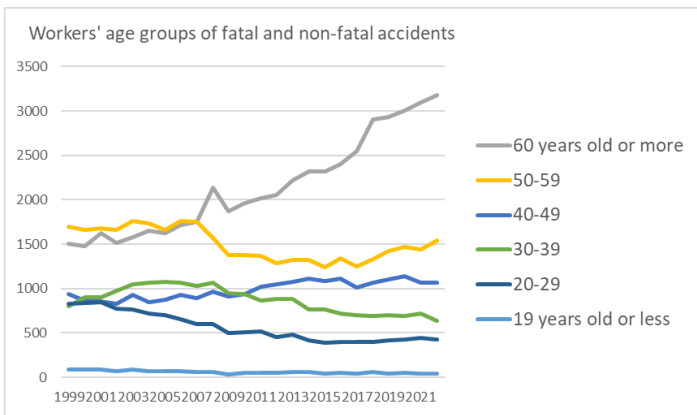
Transition of Top 5 of Causal agents (Large) of fatal and non-fatal accidents in 1501 commercial cleaning and livestock process in Japan (1999-2022)



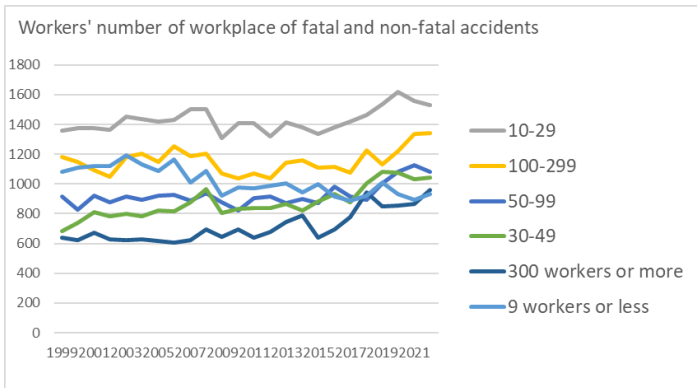
Transition of Top 7 of Causal agents (Middle) of fatal and non-fatal accidents in 1501 commercial cleaning and livestock process in Japan (1999-2022)



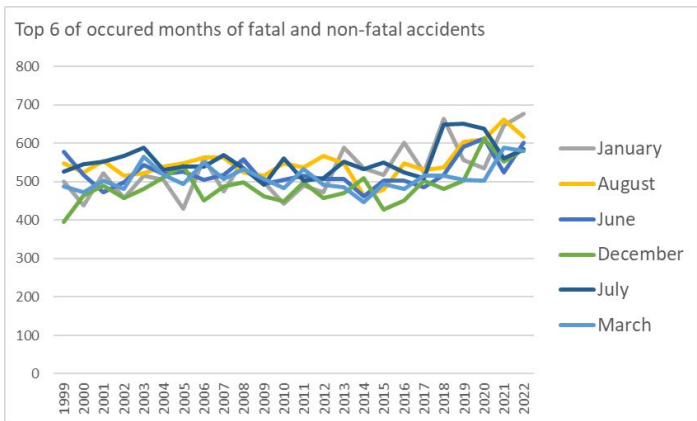
Transition of Top 10 of Causal agents (Small) of fatal and non-fatal accidents in 1501 commercial cleaning and livestock process in Japan (1999-2022)



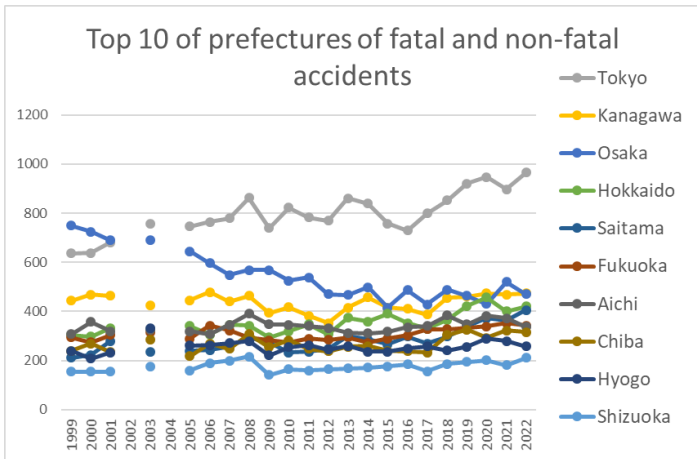
Transition of workers' age groups of fatal and non-fatal accidents in 1501 commercial cleaning and livestock process in Japan (1999-2022)



Transition of workers' number of workplace of fatal and non-fatal accidents in 1501 commercial cleaning and livestock process in Japan (1999-2022)



Transition of Top 6 of occurred months of fatal and non-fatal accidents in 1501 commercial cleaning and livestock process in Japan (1999-2022)



Transition of Top 10 of prefectures of fatal and non-fatal accidents in 1501 commercial cleaning and livestock process in Japan (1999-2022)

Transition of Type of fatal and non-fatal accidents in 1501 commercial cleaning and livestock process in Japan (1999-2022)

Type of accidents	1999	2000	2001	2002	2003	2004	2005	2006	2007	2008	2009	2010	2011	2012	2013	2014	2015	2016	2017	2018	2019	2020	2021	2022	total	Type of accidents
falling to same level	1,559	1,597	1,657	1,621	1,686	1,702	1,610	1,725	1,711	1,806	1,647	1,702	1,746	1,738	1,888	1,908	1,822	1,980	1,898	2,244	2,127	2,158	2,322	2,440	44,294	falling to same level
fall from height	1,176	1,149	1,235	1,186	1,222	1,236	1,235	1,291	1,236	1,292	1,101	1,137	1,124	1,138	1,205	1,188	1,139	1,187	1,193	1,229	1,307	1,290	1,264	1,219	28,979	fall from height
reaction to motion/improper motion	815	735	751	674	792	740	808	762	811	827	764	764	766	725	710	711	707	752	738	753	859	904	952	957	18,777	reaction to motion/improper motion
caught in/between	663	686	707	700	796	747	701	704	688	802	624	631	668	668	674	651	703	638	661	661	667	663	618	633	16,354	caught in/between
crash	347	371	345	328	341	363	352	370	342	408	381	367	344	366	343	351	351	347	363	385	422	452	393	451	8,883	crash
cut	325	332	338	354	326	299	298	336	288	317	279	309	279	265	298	290	238	248	230	230	263	276	242	261	6,921	cut
struck by flying or falling object	290	294	283	236	328	278	291	316	288	259	232	241	289	227	256	246	265	262	237	215	267	264	215	233	6,312	struck by flying or falling object
crashed by	207	201	211	202	195	224	227	212	198	207	201	172	170	203	217	175	187	202	180	199	204	209	187	222	4,812	crashed by
traffic accident (public)																										traffic accident

road)	188	194	192	218	210	190	215	206	215	202	159	192	164	214	209	204	188	157	193	206	195	159	137	167	4,574	(public road)
contact to high/low-temperature	73	64	84	71	48	73	66	69	67	64	64	81	71	49	68	67	48	68	71	126	103	100	66	99	1,760	contact to high/low-temperature
collapse	65	61	71	80	71	87	66	71	76	76	69	63	48	52	62	63	57	60	61	60	59	59	52	60	1,549	collapse
others	36	40	39	37	44	44	40	50	46	33	31	29	48	39	27	47	50	30	43	46	53	149	283	52	1,336	others
contact to harmful substance	49	41	36	54	40	43	54	29	46	47	33	34	39	43	36	37	39	44	33	44	49	47	32	46	995	contact to harmful substance
injury to the sole of the foot	18	17	15	23	26	28	22	24	23	23	22	20	17	27	18	19	11	15	29	25	15	18	17	27	499	injury to the sole of the foot
unclassifiable	14	11	9	26	16	5	14	12	23	8	9	3	6	7	9	11	9	8	7	9	7	6	7	7	243	unclassifiable
traffic accident (others)	4	3	2		7	3	2	5	10	2		4	4	2	4	2	4	1	3	3	4	9	1	6	85	traffic accident (others)
explosion	7	10	7	8	6	4	4	5	6	10	2	2	3	4	5	5	4	7	4	4	3	6	5	3	124	explosion
electric shock	5	9	8	5	6	3	6	5	6	4	3	6	10	2	4	4	5	3	3	5	6	5	5	3	121	electric shock
burst	4	1		2	2	5		3	3	1	3	4	7	1	4	3	4	5	3	1	3	4	4	2	69	burst
drown	1	1	1		1	1	2	1	1	2	2	3	22			2	2	2	3	2	2	1	2	1	55	drown
fire	9	2	2		3	2	1	2	4	5	4	4	4	2		5	1	2		3	2	2	3		62	fire
total	5,855	5,819	5,993	5,825	6,166	6,077	6,014	6,198	6,088	6,395	5,630	5,768	5,829	5,772	6,037	5,989	5,834	6,018	5,953	6,450	6,617	6,781	6,807	6,889	146,804	total

Transition of Causal agents (Large) of fatal and non-fatal accidents in 1501 commercial cleaning and livestock process in Japan (1999-2022)

Causal (L) agents	1999	2000	2001	2002	2003	2004	2005	2006	2007	2008	2009	2010	2011	2012	2013	2014	2015	2016	2017	2018	2019	2020	2021	2022	total	Causal (L) agents
temporary buildings, establishments	2,072	2,112	2,114	2,107	2,214	2,246	2,101	2,250	2,170	2,288	2,055	2,147	2,095	2,063	2,155	2,156	2,163	2,390	2,330	2,656	2,592	2,585	2,695	2,676	54,432	temporary buildings, establishments

other equipment	916	900	980	934	986	981	981	1,060	1,071	1,201	1,009	1,042	957	1,024	1,138	1,032	965	1,047	1,029	1,072	1,142	1,130	1,075	1,172	24,844	other equipment
crane, conveying machine	1,026	1,059	1,079	1,030	1,102	1,051	1,106	1,075	1,094	1,156	980	981	1,033	1,110	1,094	1,076	1,036	992	992	1,012	1,079	1,076	1,001	1,041	25,281	crane, conveying machine
others	501	424	402	444	463	453	457	406	400	398	409	411	448	409	392	440	465	401	380	476	485	617	825	576	11,082	others
load	468	490	473	399	467	399	434	432	439	389	357	343	378	315	319	311	330	347	327	320	377	442	363	410	9,329	load
environment	172	160	216	146	170	182	199	186	154	164	183	192	249	226	254	286	218	225	247	330	244	274	261	352	5,290	environment
substance, material	417	400	405	441	413	418	403	447	429	445	347	334	362	336	378	382	348	334	340	312	373	367	315	346	9,092	substance, material
machine	283	274	324	324	351	347	333	342	331	354	290	318	307	289	307	306	309	282	308	272	325	290	272	316	7,454	machine
total	5,855	5,819	5,993	5,825	6,166	6,077	6,014	6,198	6,088	6,395	5,630	5,768	5,829	5,772	6,037	5,989	5,834	6,018	5,953	6,450	6,617	6,781	6,807	6,889	146,804	total

Transition of Causal agents (Middle) of fatal and non-fatal accidents in 1501 commercial cleaning and livestock process in Japan (1999-2022)

Causal (M) agents	1999	2000	2001	2002	2003	2004	2005	2006	2007	2008	2009	2010	2011	2012	2013	2014	2015	2016	2017	2018	2019	2020	2021	2022	total	Causal (M) agents
temporary buildings, establishments	2,072	2,112	2,114	2,107	2,214	2,246	2,101	2,250	2,170	2,288	2,055	2,147	2,095	2,063	2,155	2,156	2,163	2,390	2,330	2,656	2,592	2,585	2,695	2,676	54,432	temporary buildings, establishments
conveying machine	754	827	820	772	869	782	833	810	828	894	741	745	796	840	829	837	798	787	769	744	832	875	794	814	19,390	conveying machine
tools	517	508	564	530	575	549	570	614	594	675	530	591	538	568	637	554	532	574	570	617	635	611	580	635	13,868	tools
no causal agent	257	202	218	277	282	290	310	266	277	271	291	288	305	293	296	303	325	292	255	363	369	407	478	448	7,363	no causal agent
load	468	490	473	399	467	399	434	432	439	389	357	343	378	315	319	311	330	347	327	320	377	442	363	410	9,329	load
natural environment	172	160	216	146	170	182	199	186	154	164	183	192	249	226	254	286	218	225	247	330	244	274	261	352	5,290	natural environment

materials	349	349	347	358	353	360	332	401	362	375	295	286	314	288	336	331	299	281	290	260	319	319	271	285	7,760	materials
other equipments, facilities	185	177	175	199	188	182	184	220	241	262	232	231	187	231	263	235	199	264	224	198	251	223	247	272	5,270	other equipments, facilities
human power machine, tools	176	167	188	168	193	205	190	194	194	224	219	193	184	191	208	214	208	177	194	221	221	251	209	237	4,826	human power machine, tools
vehicle	223	183	205	201	193	213	216	211	216	214	184	188	194	207	205	201	194	159	187	210	187	163	142	176	4,672	vehicle
general machine	150	154	179	184	196	188	175	182	178	200	159	162	158	143	151	156	165	131	147	125	159	133	117	151	3,843	general machine
other causal agent	199	206	167	138	155	151	128	124	101	110	98	111	132	103	84	119	133	97	111	101	110	197	342	116	3,333	other causal agent
construction machine	70	50	72	59	76	100	81	79	73	85	66	61	63	82	89	71	71	83	93	79	86	83	79	84	1,835	construction machine
hazards, harmful substances	68	51	58	83	60	58	71	46	67	70	52	48	48	48	42	51	49	53	50	52	54	48	44	61	1,332	hazards, harmful substances
crane	49	49	54	57	40	56	57	54	50	48	55	48	43	63	60	38	44	46	36	58	60	38	65	51	1,219	crane
metal manufacturing machine	25	27	27	26	28	27	32	34	37	30	20	35	40	23	28	31	28	33	23	27	33	28	28	32	702	metal manufacturing machine
woodworking machine	17	22	24	31	29	21	31	23	28	23	24	35	21	23	21	21	24	22	22	21	28	28	23	24	586	woodworking machine
power transmission mechanism	17	20	21	22	21	11	13	22	14	15	20	23	23	17	17	25	20	10	17	19	17	17	25	22	448	power transmission mechanism
electric equipment	14	19	26	14	15	24	12	14	22	18	10	12	22	17	7	16	14	16	22	23	16	25	20	14	412	electric equipment

unclassifiable	45	16	17	29	26	12	19	16	22	17	20	12	11	13	12	18	7	12	14	12	6	13	5	12	386	unclassifiable
kiln, caldron	12	20	13	12	6	9	10	11	7	13	6	5	12	9	8	4	6	10	10	5	8	10	10	8	224	kiln, caldron
welding equipment	1	2	2	5	4	3	7	3	5	2	4	4	5	1	3	5	2	3	6	7	8	6	8	4	100	welding equipment
mobile silviculture machine																		1		1	1			3	6	mobile silviculture machine
pressure vessel	10	7	11	4	5	6	5	3	7	6	7	5	8	6	12	3	3	3	2	1	2	2		1	119	pressure vessel
chemical facilities	1		1	2		3	3	1	1	1	1	1	1	1		1	1		1		1	2	1	1	25	chemical facilities
engine	4	1	1	2	1		1	2	1	1	1	2	2	1	1	2	1	2	6		1	1			34	engine
total	5,855	5,819	5,993	5,825	6,166	6,077	6,014	6,198	6,088	6,395	5,630	5,768	5,829	5,772	6,037	5,989	5,834	6,018	5,953	6,450	6,617	6,781	6,807	6,889	146,804	total

Transition of Causal agents (Small) of fatal and non-fatal accidents in 1501 commercial cleaning and livestock process in Japan (1999-2022)

Causal (S) agents	1999	2000	2001	2002	2003	2004	2005	2006	2007	2008	2009	2010	2011	2012	2013	2014	2015	2016	2017	2018	2019	2020	2021	2022	total	Causal (S) agents
passage			661		707		743	746	749	763	698	767	816	772	787	796	770	975	937	1,122	1,052	1,076	1,211	1,134	17,282	passage
truck			587		604		599	570	598	637	530	541	550	588	615	595	550	573	539	515	624	671	595	611	11,692	truck
stairs, landing stage			412		415		408	479	415	454	426	429	443	407	434	489	469	502	487	536	576	543	616	605	9,545	stairs, landing stage
no causal agent			218		282		310	266	277	271	291	288	305	293	296	303	325	292	255	363	369	407	478	448	6,337	no causal agent
load			448		442		404	398	415	359	331	313	347	295	298	293	308	327	302	300	355	420	340	389	7,084	load
ladder			368		387		372	381	355	399	333	372	356	368	384	346	327	330	313	344	338	349	298	351	7,071	ladder
building, establishment			399		376		365	388	370	407	348	353	347	374	374	290	331	300	365	346	288	338	314	330	7,003	building, establishment
other temporary buildings, establishments			253		284		243	251	229	247	205	240	196	199	202	247	287	289	231	240	320	291	284	295	5,033	other temporary buildings, establishments
other tools			188		179		195	221	229	271	193	216	178	199	246	204	202	235	250	268	290	258	274	280	4,576	other tools

excavating machine			25		34		37	30	33	41	29	28	36	30	31	32	19	26	41	34	38	34	28	35	641	excavating machine
mobile crane			17		23		22	23	20	18	20	18	21	35	33	18	21	21	23	23	36	23	35	31	481	mobile crane
leveling, transporting or loading machine			20		19		22	20	20	21	19	16	13	24	21	11	15	25	25	21	18	20	20	23	393	leveling, transporting or loading machine
power transmission mechanism			21		21		13	22	14	15	20	23	23	17	17	25	20	10	17	19	17	17	25	22	378	power transmission mechanism
machine/equipment as load			25		25		30	34	24	30	26	30	31	20	21	18	22	20	25	20	22	22	23	21	489	machine/equipment as load
mixer, grinder			13		27		21	25	33	28	25	19	16	21	19	27	25	17	21	18	26	17	27	21	446	mixer, grinder
demolition machine			8		7		4	3	3	5	2	4	4	7	15	16	24	25	18	17	26	23	24	21	256	demolition machine
human power cranes			2		1		2	2	2	4	5	1	1	1	1	2	1	1	1	2	9	17	14	21	90	human power cranes
harmful substance			19		20		26	16	33	28	19	18	20	21	19	10	16	21	18	19	20	15	7	15	380	harmful substance
other vehicles			26		19		13	17	18	10	12	12	22	18	22	9	13	10	10	14	16	10	13	15	299	other vehicles
grinding machine, buffing machine			8		7		8	11	16	10	9	11	12	5	8	8	11	12	5	11	8	11	10	15	196	grinding machine, buffing machine
roof, beam, haze, crossbeam, principal rafter			30		30		27	29	20	38	23	18	28	29	31	23	17	22	21	21	19	20	22	14	482	roof, beam, haze, crossbeam, principal rafter
stone, sand, substance			27		23		18	29	26	26	21	14	21	25	24	23	19	16	18	15	16	26	13	13	413	stone, sand, substance
standing tree			17		24		15	13	19	14	21	15	19	19	17	13	18	18	18	15	10	28	16	13	342	standing tree
other metal manufacturing machines			14		16		16	14	16	14	9	20	17	8	14	17	10	14	10	13	18	11	12	13	276	other metal manufacturing machines
unclassifiable			17		26		19	16	22	17	20	12	11	13	12	18	7	12	14	12	6	13	5	12	284	unclassifiable

circular sawing machine			15	21	17	9	19	8	15	15	9	13	9	10	12	16	14	11	19	18	7	11	268	circular sawing machine
railway vehicle			11	9	8	8	7	14	12	3	7	7	11	9	8	7	13	12	10	10	11	10	187	railway vehicle
food manufacturing machine			11	4	10	7	5	10	4	10	7	5	12	5	8	3	6	4	5	4	6	10	136	food manufacturing machine
chain saw			5	3	7	8	4	6	6	12	6	7	8	8	8	2	5	5	7	4	10	10	131	chain saw
crane			14	6	15	12	5	11	13	13	7	11	13	8	5	11	3	9	6	7	13	9	191	crane
water			19	9	19	23	16	13	15	8	44	11	9	14	3	9	6	8	7	9	11	8	261	water
natural ground, rock			30	29	28	24	28	24	22	24	20	18	21	20	23	10	23	16	23	17	18	7	425	natural ground, rock
transmission			11	5	3	2	7	13	4	4	6	12	2	8	11	6	11	9	8	9	11	7	149	transmission
kiln, caldron			12	4	9	7	4	8	6	5	12	6	8	2	4	9	8	4	4	9	6	7	134	kiln, caldron
loader			5	15	2	4	2	7	5	5	10	8	4	4	4	5	6	5	8	4	7	7	117	loader
scaffolding			23	29	24	23	25	27	21	19	18	21	17	12	20	17	8	23	13	13	12	6	371	scaffolding
elevator, lift			15	7	7	10	18	9	11	11	10	12	10	10	11	4	7	15	11	7	9	6	200	elevator, lift
other construction machines			18	15	18	20	15	16	13	12	8	21	21	9	8	5	7	4	3	5	6	5	229	other construction machines
other electrical equipment			13	5	6	11	10	3	5	3	11	3	3	4	2	8	6	8	4	13	6	4	128	other electrical equipment
slinging tool			8	9	3	12	10	5	4	3	4	1	7	4	3	9	7	5	7	4	8	4	117	slinging tool
inflammable substance			8	3	3	2	9	7	2	2	1	1	1	5	6	1	4	3	3	4	7	4	76	inflammable substance
inflammable gas			3	4	3	3	2	7	5	3	3	3	3	4	1	6	2	2	2	1	5	4	66	inflammable gas
gas welding equipment			1	4	7	2	3	2	2	4	4	1	1	3	1	3	5	5	5	3	5	4	65	gas welding equipment
other woodworking machines			3	5	6	4	5	8	2	6	5	2	3	3	4	3	3	4	2	5	4	3	80	other woodworking machines

other powered crane			4		1		6	3	4	1	8	2	2	3	2	2	6	8		8	5		3	3	71	other powered crane
electric power facilities			2		5		3	1	5	2	1	5	5	2	2	4	1	2	5	6	4	3	3	3	64	electric power facilities
shearing machine			3		2		3	3	3	2	1	4	3	6	2	4	5	4	5	2	4	2	1	3	62	shearing machine
human power machine			4		2					1	2	1	2		4	2	3	4	2		4	3	2	3	39	human power machine
gondola			4		3		7	5	3	9	3	4	3	2	2		1	2	3	3	2	1	5	2	64	gondola
other mobile silviculture machine																								2	2	other mobile silviculture machine
power press			2		2		3	5	2	2	1		5	2	3	2	2	2	3	1	2	1	5	1	46	power press
other pressure vessels			7		1		2		3	4	3	1	5	2	5	1	1	1			1			1	38	other pressure vessels
roll machine (except printingroll machine)					3		3	1	1	2	1		3	3	1	1	3		1	4	3		2	1	33	roll machine (except printingroll machine)
other kiln, caldron					1			3	2	5				3		2	2		2		1	1	3	1	26	other kiln, caldron
explosive substance			2		2		3	2	1	1	1		1	1		1	1	2	1	2	1		2	1	25	explosive substance
chemical facilities			1				3	1	1	1	1	1	1	1		1	1		1		1	2	1	1	19	chemical facilities
centrifugal machine					2		1	1			3	1			1	1	1			1	1	1		1	15	centrifugal machine
felling machine																	1		1	1				1	4	felling machine
abnormal environment			3					1		2		3	1	8	4	2	1	2	1	5	4	5	1		43	abnormal environment
boiler			4		2		1	2	1	2	3	2	1	3	4	2	1	1	2	1		1			33	boiler
engine			1		1		1	2	1	1	1	2	2	1	1	2	1	2	6		1	1			27	engine
vehicle for high lift			1					1	1	1	3	1	2			2	3	1	2	3	1	1	1		24	vehicle for high lift

hollow chisel mortiser, wood borer								1																1	hollow chisel mortiser, wood borer	
chamfering machine, router, woodworking milling machine																	1							1	chamfering machine, router, woodworking milling machine	
cargo lifting appliance								1																1	cargo lifting appliance	
mobile logging machine																									mobile logging machine	
skyline yarding machine																									skyline yarding machine	
derrick crane																									derrick crane	
lumberyard equipment, logging cableway																									lumberyard equipment, logging cableway	
simple skyline yarding equipment																									simple skyline yarding equipment	
radiation																									radiation	
total	5,855	5,819	5,993	5,825	6,166	6,077	6,014	6,198	6,088	6,395	5,630	5,768	5,829	5,772	6,037	5,989	5,834	6,018	5,953	6,450	6,617	6,781	6,807	6,889	146,804	total

Transition of workers' age groups of fatal and non-fatal accidents in 1501 commercial cleaning and livestock process in Japan (1999-2022)

Age	1999	2000	2001	2002	2003	2004	2005	2006	2007	2008	2009	2010	2011	2012	2013	2014	2015	2016	2017	2018	2019	2020	2021	2022	total	Age
60 years old or more	1,504	1,473	1,627	1,515	1,582	1,650	1,626	1,719	1,756	2,136	1,872	1,963	2,016	2,057	2,218	2,317	2,322	2,401	2,544	2,907	2,928	3,004	3,098	3,181	51,416	60 years old or more
50-59	1,701	1,664	1,683	1,662	1,761	1,733	1,663	1,763	1,751	1,569	1,373	1,379	1,372	1,289	1,321	1,325	1,237	1,337	1,249	1,331	1,419	1,469	1,445	1,541	36,037	50-59

40-49	933	861	856	831	927	848	878	930	894	967	908	935	1,017	1,045	1,077	1,114	1,081	1,108	1,012	1,070	1,104	1,142	1,065	1,068	23,671	40-49
30-39	802	903	899	976	1,045	1,062	1,077	1,065	1,028	1,067	943	937	864	882	886	763	760	719	704	687	704	690	715	637	20,815	30-39
20-29	832	835	842	775	764	717	697	656	597	598	502	504	514	449	477	415	393	402	399	399	418	424	440	422	13,471	20-29
19 years old or less	83	83	86	66	87	67	73	65	62	58	32	50	46	50	58	55	41	51	45	56	44	52	44	40	1,394	19 years old or less
total	5,855	5,819	5,993	5,825	6,166	6,077	6,014	6,198	6,088	6,395	5,630	5,768	5,829	5,772	6,037	5,989	5,834	6,018	5,953	6,450	6,617	6,781	6,807	6,889	146,804	total

Transition of workers' number of workplace of fatal and non-fatal accidents in 1501 commercial cleaning and livestock process in Japan (1999-2022)

Workers scale	1999	2000	2001	2002	2003	2004	2005	2006	2007	2008	2009	2010	2011	2012	2013	2014	2015	2016	2017	2018	2019	2020	2021	2022	total	Workers scale
10-29	1,361	1,374	1,377	1,366	1,455	1,435	1,421	1,432	1,502	1,501	1,311	1,410	1,410	1,317	1,411	1,378	1,335	1,381	1,420	1,463	1,538	1,616	1,558	1,529	34,301	10-29
100-299	1,180	1,147	1,093	1,051	1,179	1,205	1,146	1,254	1,188	1,206	1,068	1,037	1,069	1,037	1,140	1,161	1,109	1,117	1,076	1,227	1,134	1,219	1,334	1,341	27,718	100-299
50-99	914	825	919	875	916	895	923	925	889	939	878	820	903	914	874	901	870	983	915	893	1,004	1,082	1,124	1,080	22,261	50-99
30-49	684	740	811	785	799	783	823	815	875	967	805	830	836	840	864	819	883	931	876	1,003	1,084	1,074	1,032	1,044	21,003	30-49
300 workers or more	637	623	672	630	622	626	615	606	625	692	644	697	638	676	742	788	640	692	778	942	847	855	864	960	17,111	300 workers or more
9 workers or less	1,079	1,110	1,121	1,118	1,195	1,133	1,086	1,166	1,009	1,090	924	974	973	988	1,006	942	997	914	888	922	1,010	935	895	935	24,410	9 workers or less
total	5,855	5,819	5,993	5,825	6,166	6,077	6,014	6,198	6,088	6,395	5,630	5,768	5,829	5,772	6,037	5,989	5,834	6,018	5,953	6,450	6,617	6,781	6,807	6,889	146,804	total

Transition of occurred months of fatal and non-fatal accidents in 1501 commercial cleaning and livestock process in Japan (1999-2022)

Month	1999	2000	2001	2002	2003	2004	2005	2006	2007	2008	2009	2010	2011	2012	2013	2014	2015	2016	2017	2018	2019	2020	2021	2022	total	Month
January	500	438	522	458	516	506	429	561	475	556	499	442	491	472	590	536	517	601	524	665	556	535	648	678	12,715	January
August	549	524	554	515	522	540	549	563	564	524	515	548	537	567	548	465	480	549	531	537	604	611	663	616	13,175	August
June	578	518	472	498	543	521	527	506	518	559	494	505	515	508	508	462	504	502	486	518	591	612	525	602	12,572	June
December	395	465	489	458	482	511	541	452	487	498	463	449	498	458	471	510	427	451	502	481	502	612	553	585	11,740	December
July	527	547	552	567	588	530	540	539	569	535	493	562	503	510	553	534	550	524	510	649	652	639	561	584	13,318	July
March	488	473	504	482	565	517	494	551	507	533	507	484	533	493	486	447	494	482	515	515	505	504	590	580	12,249	March
May	452	480	512	464	527	470	515	528	536	539	421	467	463	450	443	465	452	520	480	488	496	480	526	571	11,745	May

September	471	530	486	468	505	482	539	500	526	540	461	469	461	409	467	490	480	490	438	511	554	634	546	565	12,022	September
February	445	474	481	444	445	492	488	513	455	579	451	487	480	514	498	611	467	464	464	520	564	549	536	545	11,966	February
November	426	441	452	456	464	486	431	501	452	502	414	440	457	437	480	483	476	475	491	475	514	514	529	543	11,339	November
October	514	473	494	526	499	511	493	531	483	509	459	441	422	493	491	511	510	489	536	564	582	580	584	519	12,214	October
April	510	456	475	489	510	511	468	453	516	521	453	474	469	461	502	475	477	471	476	527	497	511	546	501	11,749	April
total	5,855	5,819	5,993	5,825	6,166	6,077	6,014	6,198	6,088	6,395	5,630	5,768	5,829	5,772	6,037	5,989	5,834	6,018	5,953	6,450	6,617	6,781	6,807	6,889	146,804	total

Transition of prefectures of fatal and non-fatal accidents in 1501 commercial cleaning and livestock process in Japan (1999-2022)

Prefecture	1999	2000	2001	2002	2003	2004	2005	2006	2007	2008	2009	2010	2011	2012	2013	2014	2015	2016	2017	2018	2019	2020	2021	2022	total	Prefecture
Tokyo	637	638	681		756		746	764	779	862	740	823	783	770	861	839	758	730	799	853	921	947	898	966	17,551	Tokyo
Kanagawa	444	469	464		424		445	478	440	464	394	417	383	352	416	457	416	411	388	456	461	473	468	474	9,594	Kanagawa
Osaka	750	725	689		691		644	597	548	569	569	526	538	470	467	499	416	487	429	489	463	430	520	471	11,987	Osaka
Hokkaido	304	298	332		328		340	306	346	342	294	319	347	308	374	359	390	352	329	366	423	457	400	421	7,735	Hokkaido
Saitama	212	222	279		234		240	243	257	292	274	232	236	248	301	286	266	297	270	298	340	372	363	405	6,167	Saitama
Fukuoka	295	275	304		314		290	343	323	292	282	274	289	285	295	273	289	302	327	328	332	339	353	343	6,747	Fukuoka
Aichi	308	357	320		326		319	308	346	391	347	345	341	333	312	311	317	336	341	384	347	383	372	338	7,482	Aichi
Chiba	239	270	235		285		218	269	248	308	255	282	247	238	256	259	239	237	233	304	326	293	323	316	5,880	Chiba
Hyogo	239	208	232		332		261	263	271	280	221	254	262	245	259	236	236	250	258	241	256	290	279	257	5,630	Hyogo
Shizuoka	155	154	155		174		159	190	200	216	142	164	159	164	168	172	177	185	156	186	194	202	181	211	3,864	Shizuoka
Kyoto	153	168	167		145		153	141	138	128	125	109	120	151	125	114	129	126	153	121	119	117	124	154	2,980	Kyoto
Miyagi	103	100	88		135		106	126	106	110	98	115	130	134	174	110	93	108	110	134	102	119	135	154	2,590	Miyagi
Hiroshima	147	158	154		128		157	157	155	135	119	117	130	141	126	128	125	147	132	135	148	148	162	136	3,085	Hiroshima
Nagano	70	70	100		79		73	79	88	84	78	67	80	87	95	79	83	80	85	103	94	88	100	126	1,888	Nagano
Niigata	107	82	101		106		100	118	85	116	97	107	111	117	132	116	103	125	120	133	114	107	127	118	2,442	Niigata
Fukushima	63	75	80		69		65	84	79	76	72	79	78	75	80	94	99	85	90	104	107	79	112	104	1,849	Fukushima
Gunma	85	86	105		96		86	93	90	83	74	103	91	111	92	96	110	100	95	98	91	99	96	102	2,082	Gunma

Okinawa	33	29	44		44		43	51	53	71	49	56	57	65	51	74	66	81	70	90	92	83	69	99	1,370	Okinawa
Kumamoto	89	80	77		70		69	93	73	93	80	73	85	74	74	87	73	105	96	92	102	117	80	94	1,876	Kumamoto
Nagasaki	64	46	60		68		84	71	81	68	55	52	51	59	68	58	72	61	63	68	59	84	71	89	1,452	Nagasaki
Kagoshima	41	47	47		72		67	65	57	63	62	49	49	46	40	52	72	67	70	74	78	76	83	85	1,362	Kagoshima
Ibaraki	83	72	90		65		84	91	86	89	82	78	92	73	81	88	96	96	93	108	120	115	108	84	1,974	Ibaraki
Oita	50	63	53		62		71	67	87	65	67	53	69	51	55	58	71	55	68	61	75	71	59	84	1,415	Oita
Tochigi	69	63	67		76		81	68	80	68	54	71	69	70	80	84	78	86	90	84	79	87	86	80	1,670	Tochigi
Mie	82	65	68		68		62	67	92	92	83	69	72	59	72	63	67	83	69	67	77	71	89	80	1,617	Mie
Okayama	52	46	52		72		64	77	47	70	51	68	65	68	63	64	73	78	77	76	73	84	76	72	1,468	Okayama
Miyazaki	58	64	55		64		62	56	43	56	58	49	57	52	38	44	44	39	50	50	71	62	63	71	1,206	Miyazaki
Aomori	64	65	56		63		60	38	54	53	43	56	54	55	57	60	57	49	53	53	61	62	82	68	1,263	Aomori
Iwate	48	54	50		59		55	57	52	59	45	44	63	58	55	66	64	51	57	58	66	75	75	65	1,276	Iwate
Ehime	46	73	54		52		58	51	50	42	47	50	34	55	47	45	51	54	47	55	70	54	67	65	1,167	Ehime
Gifu	63	58	59		57		58	63	74	65	64	49	56	62	51	46	52	49	67	58	67	60	75	61	1,314	Gifu
Shiga	46	50	56		40		42	63	53	57	57	48	37	67	46	56	57	51	53	59	60	50	55	61	1,164	Shiga
Yamaguchi	61	51	57		52		67	73	46	49	56	52	51	61	45	42	59	58	67	49	50	66	48	59	1,219	Yamaguchi
Yamagata	70	46	53		45		43	60	46	38	43	44	47	51	55	39	37	43	47	51	43	47	46	57	1,051	Yamagata
Nara	64	37	53		46		44	52	47	45	48	48	49	52	58	66	51	65	42	51	42	77	80	56	1,173	Nara
Kagawa	38	48	33		48		53	40	49	41	56	43	38	43	45	38	38	50	40	52	56	48	57	53	1,007	Kagawa
Ishikawa	54	47	47		37		47	55	48	46	49	53	45	53	54	52	47	61	52	69	62	48	55	49	1,130	Ishikawa
Saga	44	38	42		36		46	42	37	39	27	34	27	35	46	34	32	57	37	51	51	45	44	45	889	Saga
Toyama	59	52	43		55		56	51	44	58	45	35	52	54	50	64	46	51	48	50	52	52	50	43	1,110	Toyama
Tokushima	43	43	51		51		47	51	37	53	33	31	34	48	41	44	42	32	41	39	46	42	47	41	937	Tokushima
Wakayama	27	21	29		39		57	57	47	42	42	49	39	42	44	34	42	41	48	41	46	36	42	41	906	Wakayama
Yamanashi	21	26	32		39		24	23	28	45	21	33	30	29	24	31	36	48	29	33	31	28	31	39	681	Yamanashi

Fukui	37	38	34		29		31	30	31	43	28	29	37	37	31	45	39	26	33	38	32	49	42	38	777	Fukui
Akita	40	43	35		41		41	41	44	41	26	36	45	50	46	35	38	45	52	46	37	51	32	35	900	Akita
Tottori	20	20	32		19		29	24	32	26	16	15	27	20	19	23	30	28	24	20	25	27	19	29	524	Tottori
Kochi	58	45	47		38		34	35	49	37	35	41	44	34	29	46	32	26	35	45	33	46	45	28	862	Kochi
Shimane	20	34	31		37		33	27	22	33	27	27	29	20	39	23	26	24	20	29	23	25	18	22	589	Shimane
total	5,855	5,819	5,993	5,825	6,166	6,077	6,014	6,198	6,088	6,395	5,630	5,768	5,829	5,772	6,037	5,989	5,834	6,018	5,953	6,450	6,617	6,781	6,807	6,889	146,804	total

Data Source : <https://anzeninfo.mhlw.go.jp/user/anzen/tok/anst00.html> MHLW, Jaan

Return to https://www.jisha.or.jp/english/statistics/202312_05.html