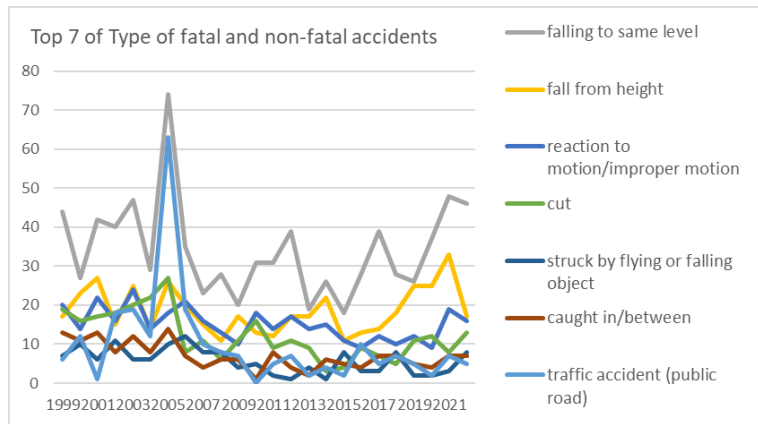
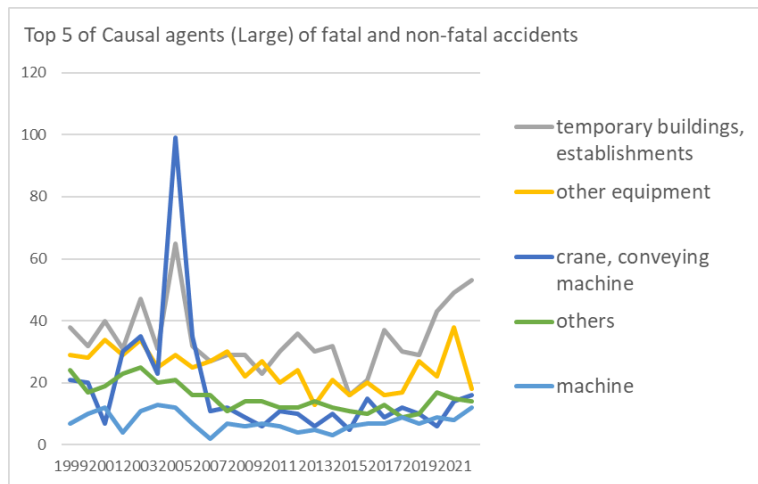


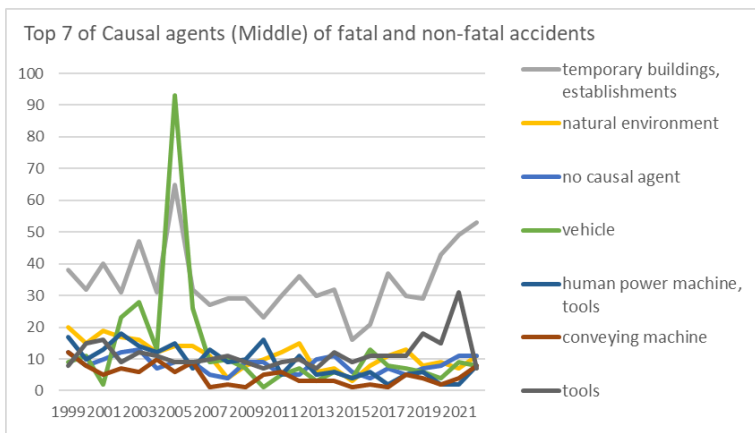
Transition of fatal and non-fatal accidents in 1601 public office in Japan (1999-2022)



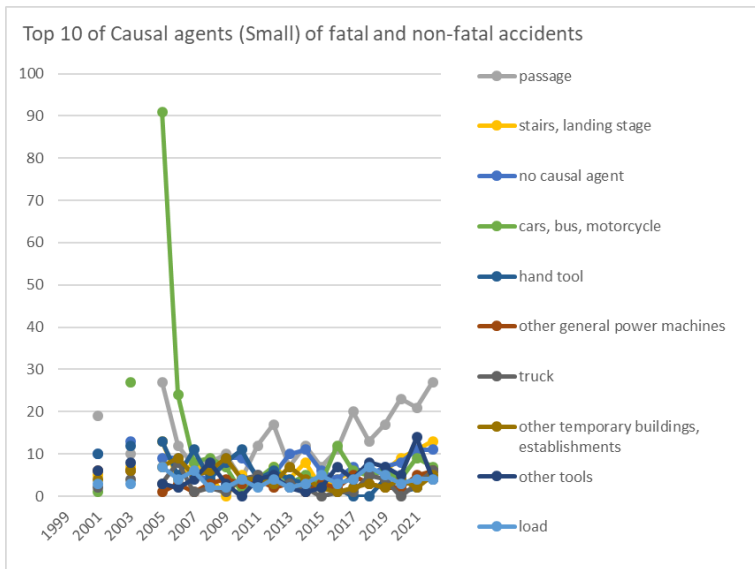
Transition of Top 7 of Type of fatal and non-fatal accidents in 1601 public office in Japan (1999-2022)



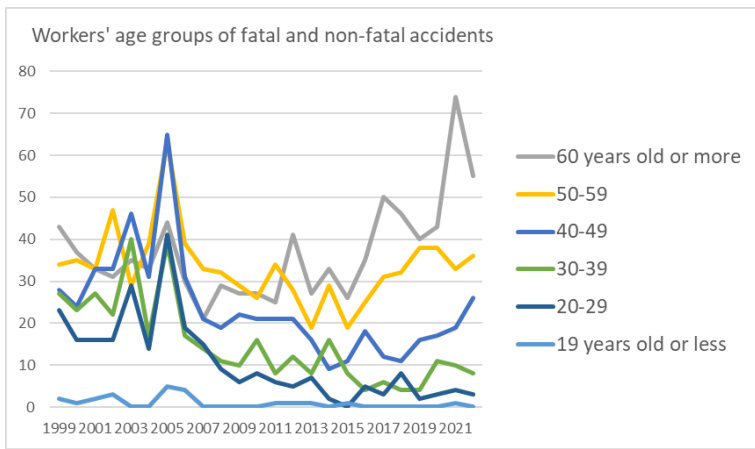
Transition of Top 5 of Causal agents (Large) of fatal and non-fatal accidents in 1601 public office in Japan (1999-2022)



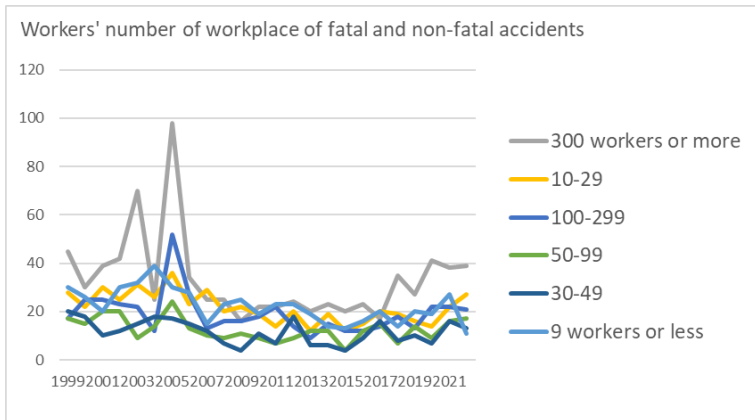
Transition of Top 7 of Causal agents (Middle) of fatal and non-fatal accidents in 1601 public office in Japan (1999-2022)



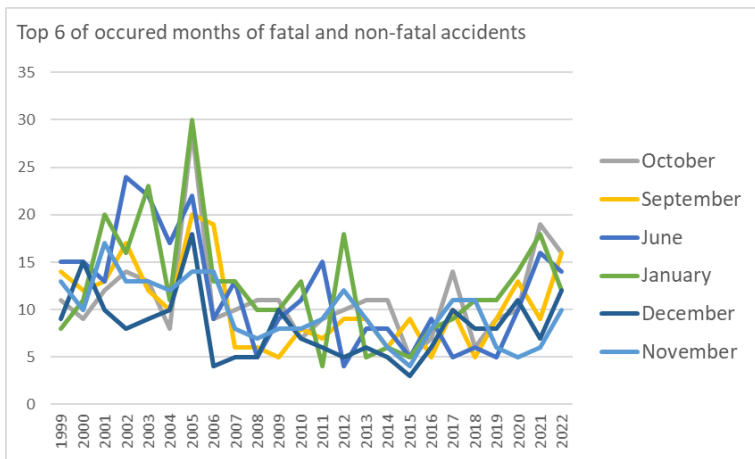
Transition of Top 10 of Causal agents (Small) of fatal and non-fatal accidents in 1601 public office in Japan (1999-2022)



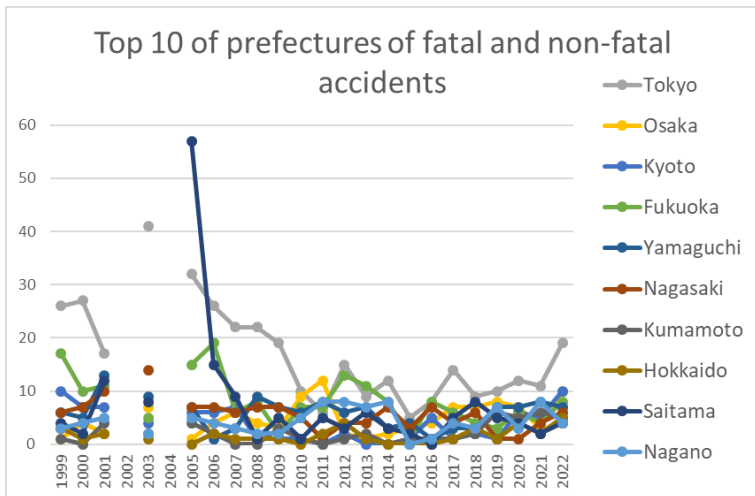
Transition of workers' age groups of fatal and non-fatal accidents in 1601 public office in Japan (1999-2022)



Transition of workers' number of workplace of fatal and non-fatal accidents in 1601 public office in Japan (1999-2022)



Transition of Top 6 of occurred months of fatal and non-fatal accidents in 1601 public office in Japan (1999-2022)



Transition of Top 10 of prefectures of fatal and non-fatal accidents in 1601 public office in Japan (1999-2022)

Transition of Type of fatal and non-fatal accidents in 1601 public office in Japan (1999-2022)

Type of accidents	1999	2000	2001	2002	2003	2004	2005	2006	2007	2008	2009	2010	2011	2012	2013	2014	2015	2016	2017	2018	2019	2020	2021	2022	total	Type of accidents
falling to same level	44	27	42	40	47	29	74	35	23	28	20	31	31	39	19	26	18	28	39	28	26	37	48	46	825	falling to same level
fall from height	17	23	27	15	25	14	26	20	15	11	17	13	12	17	17	22	11	13	14	18	25	25	33	17	447	fall from height

reaction to motion/improper motion	20	14	22	16	24	14	18	21	16	13	10	18	14	17	14	15	11	9	12	10	12	9	19	16	364	reaction to motion/improper motion
cut	19	16	17	18	20	22	27	8	11	6	11	16	9	11	9	3	4	9	7	5	11	12	8	13	292	cut
struck by flying or falling object	7	10	6	11	6	6	10	12	8	8	4	5	2	1	4	1	8	3	3	8	2	2	3	8	138	struck by flying or falling object
caught in/between	13	11	13	8	12	8	14	7	4	6	6	1	8	4	2	6	5	4	7	7	5	4	7	7	169	caught in/between
traffic accident (public road)	6	12	1	18	19	12	63	19	10	8	7		5	7	2	4	2	10	5	7	5	2	7	5	236	traffic accident (public road)
crash	6	5	3	5	7	4	4	6	3	8	7	4	3	5	3	5	2	4	5	5	5	6	8	5	118	crash
others	6	6	2	4	3	6	4	3	1	1	2	3	2	1	3	2	1	2	2	1	3	2	2	5	67	others
crashed by	4	8	7	6	6	6	6	3	8	3	5	4	4	5	3	2		3	5	5	3	8	2	3	109	crashed by
contact to high/low-temperature	9	3	3	7	9	7	1	5	4	4	4	1	3	1				2	1	4	2	3	4	1	78	contact to high/low-temperature
collapse	3			2		3	6	1		1	1					1	1		1	1	1	1		1	24	collapse
unclassifiable	1	1			1	1	1		1						1		1							1	9	unclassifiable
traffic accident (others)				1			1			2						1			1	1		1			8	traffic accident (others)
injury to the sole of the foot			1							1		1				1	1			1					6	injury to the sole of the foot
contact to harmful substance	1			1		2	2																		6	contact to harmful substance

drown												1	2												3	drown	
electric shock	1													1												2	electric shock
explosion																											explosion
burst																											burst
fire																											fire
total	157	136	144	152	179	134	257	140	104	100	94	98	95	108	78	89	65	87	102	101	100	112	141	128	2,901	total	

Transition of Causal agents (Large) of fatal and non-fatal accidents in 1601 public office in Japan (1999-2022)

Causal (L) agents	1999	2000	2001	2002	2003	2004	2005	2006	2007	2008	2009	2010	2011	2012	2013	2014	2015	2016	2017	2018	2019	2020	2021	2022	total	Causal (L) agents
temporary buildings, establishments	38	32	40	31	47	31	65	32	27	29	29	23	30	36	30	32	16	21	37	30	29	43	49	53	830	temporary buildings, establishments
other equipment	29	28	34	29	34	25	29	25	27	30	22	27	20	24	13	21	16	20	16	17	27	22	38	18	591	other equipment
crane, conveying machine	21	20	7	30	35	23	99	35	11	12	9	6	11	10	6	10	5	15	9	12	10	6	14	16	432	crane, conveying machine
others	24	17	19	23	25	20	21	16	16	11	14	14	12	12	14	12	11	10	13	9	10	17	15	14	369	others
machine	7	10	12	4	11	13	12	7	2	7	6	7	6	4	5	3	6	7	7	9	7	9	8	12	181	machine
environment	20	15	19	17	16	12	14	14	11	4	8	10	12	15	6	7	3	8	11	13	8	9	7	11	270	environment
load	8	6	3	7	3	4	8	5	6	2	5	4	2	5	2	3	5	3	4	8	5	3	4	4	109	load
substance, material	10	8	10	11	8	6	9	6	4	5	1	7	2	2	2	1	3	3	5	3	4	3	6		119	substance, material
total	157	136	144	152	179	134	257	140	104	100	94	98	95	108	78	89	65	87	102	101	100	112	141	128	2,901	total

Transition of Causal agents (Middle) of fatal and non-fatal accidents in 1601 public office in Japan (1999-2022)

Causal (M) agents	1999	2000	2001	2002	2003	2004	2005	2006	2007	2008	2009	2010	2011	2012	2013	2014	2015	2016	2017	2018	2019	2020	2021	2022	total	Causal (M) agents
temporary buildings, establishments	38	32	40	31	47	31	65	32	27	29	29	23	30	36	30	32	16	21	37	30	29	43	49	53	830	temporary buildings, establishments
natural environment	20	15	19	17	16	12	14	14	11	4	8	10	12	15	6	7	3	8	11	13	8	9	7	11	270	natural environment
no causal agent	12	8	10	12	13	7	9	9	5	4	9	9	5	5	10	11	6	4	7	5	7	8	11	11	197	no causal agent
vehicle	9	11	2	23	28	13	93	26	9	10	7	1	5	7	3	6	4	13	8	7	6	4	9	8	312	vehicle
human power machine, tools	17	10	13	18	14	12	15	7	13	9	10	16	5	11	5	6	4	6	2	5	6	2	2	8	216	human power machine, tools
conveying machine	12	8	5	7	6	10	6	9	1	2	1	5	6	3	3	3	1	2	1	5	4	2	4	8	114	conveying machine
tools	8	15	16	9	12	11	9	9	10	11	9	7	9	10	7	12	9	11	11	11	18	15	31	7	277	tools
general machine	2	5	8	2	10	3	8	4	1	5	4	5	6	3	4	2	4	3	6	8	2	3	5	7	110	general machine
load	8	6	3	7	3	4	8	5	6	2	5	4	2	5	2	3	5	3	4	8	5	3	4	4	109	load
woodworking machine	1	3	4	1		3	1	2		1	2	2		1		1	2	2		1	4	4	2	4	41	woodworking machine
other equipments, facilities	3	3	5	2	7	2	4	7	3	9	3	4	6	3	1	2	3	3	3	1	3	4	5	3	89	other equipments, facilities

																										facilities
welding equipment																										welding equipment
total	157	136	144	152	179	134	257	140	104	100	94	98	95	108	78	89	65	87	102	101	100	112	141	128	2,901	total

Transition of Causal agents (Small) of fatal and non-fatal accidents in 1601 public office in Japan (1999-2022)

Causal (S) agents	1999	2000	2001	2002	2003	2004	2005	2006	2007	2008	2009	2010	2011	2012	2013	2014	2015	2016	2017	2018	2019	2020	2021	2022	total	Causal (S) agents
passage			19		10		27	12	7	8	10	4	12	17	7	12	7	11	20	13	17	23	21	27	284	passage
stairs, landing stage			5		7		13	4	8	5		5	3	7	4	8	2	4	6	5	6	9	11	13	125	stairs, landing stage
no causal agent			10		13		9	9	5	4	9	9	5	5	10	11	6	4	7	5	7	8	11	11	158	no causal agent
cars, bus, motorcycle			1		27		91	24	8	9	7	1	4	7	3	5	3	12	6	5	6	4	9	7	239	cars, bus, motorcycle
hand tool			10		12		13	5	11	4	8	11	4	6	4	3	2	2			4	1	2	6	108	hand tool
other general power machines			6		6		1	3	1	3	4	3	4	2	3	1	3	2	5	3	2	2	5	6	65	other general power machines
truck			2		4		3	8	1	2	1	4	5	3	3	2		1	1	5	4		3	6	58	truck
other temporary buildings, establishments			4		6		7	9	5	6	9	4	4	3	7	4	2	1	2	3	2	4	2	5	89	other temporary buildings, establishments
other tools			6		8		3	2	4	8	3		4	5	2	1	2	7	4	8	7	5	14	4	97	other tools
load			3		3		7	4	6	2	2	4	2	4	2	3	5	3	4	7	5	3	4	4	77	load
working platform, boot board			4		9		8	2	3	3	3	3	7	2	4	4	1	3	3	4	3	3	3	4	76	working platform, boot board
other environments			6		5		5	5	5	1	1	4	2	6	1	1	2	2	2	3	3	2	2	4	62	other environments
standing tree			4		3		5		3		4	3	1	5	1	2		3	6	6	4	2	1	4	57	standing tree

ladder			10	4	6	7	6	3	6	7	5	5	5	11	7	4	6	3	11	10	17	3	136	ladder
building, establishment			8	14	8	4	3	6	7	5	3	5	6	4	4	1	4	3	1	3	11	3	103	building, establishment
other equipment, facilities			5	7	4	7	3	9	3	4	6	3	1	2	3	3	3	1	3	4	5	3	79	other equipment, facilities
chain saw									1						1	1		1	2		1	3	10	chain saw
other causal agent			8	11	10	5	10	6	5	5	4	7	2	1	4	6	6	4	3	8	4	2	111	other causal agent
human power hauling equipment			2	2	2	2	1	5	2	5	1	5	1	3	2	4	2	5	2	1		2	49	human power hauling equipment
natural ground, rock			9	4	3	8	3	2	2	2	6	4	2	4	1	3	1	2	1	4	3	1	65	natural ground, rock
food manufacturing machine			2	3	7	1		2		2	2	1	1	1	1	1		4		1		1	30	food manufacturing machine
circular sawing machine			2		1	1		1	1	1		1		1	1	1			1	4		1	17	circular sawing machine
other vehicles			1	1	2	2	1	1			1			1	1	1	2	2				1	17	other vehicles
unclassifiable			1	1	2	2	1	1			3		2		1					1		1	16	unclassifiable
high/cold temperature environment				2		1					1		1				2	1		1	1	1	11	high/cold temperature environment
water				2				1	1	1	2							1				1	9	water
forklift			1	1	1					1					1						1	1	7	forklift
scaffolding					1	1	1	1					1							1		1	7	scaffolding
other powered			1																	1		1	3	other powered

conveying machines																								conveying machines		
other construction machines																		1			1		2	other construction machines		
other materials			4		2		5	2	1	2		1		1	2				1	2			23	other materials		
metal material			3		1		2	2	1	1		2	1			2	1	2	1	1		1		21	metal material	
lumber, bamboo					3		2	1	1	1	1	3			1	1					1	1		16	lumber, bamboo	
stone, sand, substance			2		1			1		1			1				1	1	1	1		1		12	stone, sand, substance	
other hazards, harmful substances			1		1								1				1	1	1	1		2		9	other hazards, harmful substances	
roof, beam, haze, crossbeam, principal rafter					1		1					1	1	1	1			1	1					8	roof, beam, haze, crossbeam, principal rafter	
machine/equipment as load							1	1				3							1					7	machine/equipment as load	
conveyor			1		1		1	1									1							6	conveyor	
opening												1		1					1	2			1	6	opening	
other woodworking machines			1					1												1			1	4	other woodworking machines	
kiln, caldron					1			2	1															4	kiln, caldron	
excavating machine																		1					1	3	excavating machine	
grinding machine, buffing machine																							1	1	3	grinding machine, buffing machine
other metal manufacturing					1		1																	3	other metal manufacturing	

machines																								machines				
mixer, grinder					1																1	1					3	mixer, grinder
other electrical equipment								1					1														3	other electrical equipment
power transmission mechanism																											2	power transmission mechanism
wood planer machine																											2	wood planer machine
leveling, transporting or loading machine																											2	leveling, transporting or loading machine
mobile crane																											2	mobile crane
elevator, lift																											2	elevator, lift
loader																											2	loader
human power machine																											2	human power machine
flammable substance																											2	flammable substance
abnormal environment																											2	abnormal environment
engine																											1	engine
other powered crane																											1	other powered crane
rough terrain hauler																											1	rough terrain hauler
transmission																											1	transmission

roll machine (except printingroll machine)																								roll machine (except printingroll machine)
injection molding machine																								injection molding machine
printing machine																								printing machine
industrial robot																								industrial robot
felling machine																								felling machine
mobile logging machine																								mobile logging machine
skyline yarding machine																								skyline yarding machine
other mobile silviculture machine																								other mobile silviculture machine
crane																								crane
derrick crane																								derrick crane
cargo lifting appliance																								cargo lifting appliance
gondola																								gondola
lumberyard equipment, logging cableway																								lumberyard equipment, logging cableway
simple skyline yarding equipment																								simple skyline yarding equipment
railway equipment																								railway equipment

straddle carrier																										straddle carrier	
railway vehicle																											railway vehicle
boiler																											boiler
pressure vessel																											pressure vessel
other pressure vessels																											other pressure vessels
chemical facilities																											chemical facilities
gas welding equipment																											gas welding equipment
arc welding equipment																											arc welding equipment
other welding equipment																											other welding equipment
industrial dryer																											industrial dryer
other kiln, caldron																											other kiln, caldron
electric power facilities																											electric power facilities
human power cranes																											human power cranes
timbering																											timbering
explosive substance																											explosive substance
harmful substance																											harmful substance
radiation																											radiation
total	157	136	144	152	179	134	257	140	104	100	94	98	95	108	78	89	65	87	102	101	100	112	141	128	2,901	total	

Month	1999	2000	2001	2002	2003	2004	2005	2006	2007	2008	2009	2010	2011	2012	2013	2014	2015	2016	2017	2018	2019	2020	2021	2022	total	Month
October	11	9	12	14	13	8	29	9	10	11	11	7	9	10	11	11	5	7	14	6	9	10	19	16	271	October
September	14	12	13	17	12	10	20	19	6	6	5	8	7	9	9	6	9	5	10	5	9	13	9	16	249	September
June	15	15	13	24	22	17	22	9	13	5	9	11	15	4	8	8	5	9	5	6	5	10	16	14	280	June
January	8	11	20	16	23	11	30	13	13	10	10	13	4	18	5	6	5	8	9	11	11	14	18	12	299	January
December	9	15	10	8	9	10	18	4	5	5	10	7	6	5	6	5	3	6	10	8	8	11	7	12	197	December
November	13	10	17	13	13	12	14	14	8	7	8	8	9	12	9	6	4	8	11	11	6	5	6	10	234	November
March	14	10	6	8	14	7	27	11	3	10	4	7	11	8	7	4	3	5	3	12	6	13	12	10	215	March
August	12	8	6	16	12	14	18	13	9	9	6	6	6	7	3	3	4	12	9	11	7	5	10	9	215	August
May	14	10	16	12	13	17	17	8	9	10	5	10	2	6	4	13	6	4	7	10	11	10	19	8	241	May
April	15	11	11	7	13	10	21	14	10	12	9	4	9	7	4	5	9	11	6	5	9	9	4	8	223	April
July	16	15	10	11	22	11	14	13	10	4	14	9	4	11	5	11	7	5	13	9	8	8	12	7	249	July
February	16	10	10	6	13	7	27	13	8	11	3	8	13	11	7	11	5	7	5	7	11	4	9	6	228	February
total	157	136	144	152	179	134	257	140	104	100	94	98	95	108	78	89	65	87	102	101	100	112	141	128	2,901	total

Transition of prefectures of fatal and non-fatal accidents in 1601 public office in Japan (1999-2022)

Prefecture	1999	2000	2001	2002	2003	2004	2005	2006	2007	2008	2009	2010	2011	2012	2013	2014	2015	2016	2017	2018	2019	2020	2021	2022	total	Prefecture
Tokyo	26	27	17		41		32	26	22	22	19	10	6	15	9	12	5	8	14	9	10	12	11	19	372	Tokyo
Osaka	1	4	2		7		1	4	6	4	3	9	12	2	1	2	3	4	7	7	8	7	3	10	107	Osaka
Kyoto	10	7	7		4		6	6	7	1	1	1		2			1	5	1	2	1	6	5	10	83	Kyoto
Fukuoka	17	10	11		5		15	19	6	8	2	7	7	13	11	8	1	8	6	4	3	6	4	8	179	Fukuoka
Yamaguchi	6	5	13		9		7	1	3	9	7	6	8	6	7	3	4	1	3	3	7	7	8	7	130	Yamaguchi
Nagasaki	6	7	10		14		7	7	6	7	7	5	1	4	4	7	3	7	4	6	1	1	4	6	124	Nagasaki
Kumamoto	1		4		2		4	2			3	1		1	2		1	1	1	2	6	5	6	5	47	Kumamoto

Hokkaido	3	1	2		1			2	1	1	1		2	4	1				1	3	1	4	2	5	35	Hokkaido
Saitama	4	2	12		8		57	15	9	1	5	1	5	3	6	3	2		5	8	5	4	2	4	161	Saitama
Nagano	3	4	5		2		5	4	3	2	2	5	8	8	7	8		1	4	3	7	3	8	4	96	Nagano
Hyogo	5	4	2		8		6	5	4	8		3	8	1	1	1	6	3	1	3	5	3	10	4	91	Hyogo
Kanagawa	2	3	5		3		4	4	3	4	5	4		2	3	11	5	1	2	6	1	4	7	4	83	Kanagawa
Aichi	3	1			1		1	2			1	2	2		1	4	3	4	6	2	3	2	3	4	45	Aichi
Chiba	14	4	6		4		24	8	7	4	1	2	3	1	1	4	3	10	23	5	4	2	4	3	137	Chiba
Okayama	4	3	5		16		17	4	1	3	4		2	1	4	3	4	3	3	2	8	8	15	3	113	Okayama
Hiroshima	6	5	6		7		8	1	2	1	1	2	2	6	1	1	3	2		4	3	2	3	3	69	Hiroshima
Miyagi	3	4	1		2		3	1	3	1	9	4	3	1	3	2	5	1	2	2	1	6	5	3	65	Miyagi
Kagoshima	2	2			1			3		1			2	4	1	1	1	1		1	1	2		3	26	Kagoshima
Gunma	1	4	1		3		23	3	2				2	2			1					3	4	2	51	Gunma
Gifu	2	3	5		3		2	4		3	1	2	1	1		4		2				2	2	2	39	Gifu
Tochigi	4	2	1				1		1	5	2	2	2	2		1	1	2	2	1	1	1	2	2	35	Tochigi
Iwate		1	3		2			1	1	1		1		1		1					1		1	2	16	Iwate
Kagawa												1	1	1	1					1	1	2	3	2	13	Kagawa
Okinawa	12	5	2		4		1			2		1		3	2	1	3	3	3	2	2	1	1	1	49	Okinawa
Ibaraki	2	1	1		2		2		2	1			3	1	1	3	1		3	3	1		2	1	30	Ibaraki
Fukushima	1	1	4		3		2	1	1		2	4		1			1	2	1	1	1		2	1	29	Fukushima
Shizuoka		4	1		1		2	3		1			2		1	2	3	2		1	1	2	1	27	Shizuoka	
Niigata	1	2	1		1			1		1		2	2	3		1	1			2	5		2	1	26	Niigata
Tokushima					3		2	1	1		4	1	1	1		1		1		2		1	1	1	21	Tokushima
Fukui	3	2	1		2			2	1		2		1	1			1					1	2	1	20	Fukui

Ishikawa	1		1									2		2		1		2	1	5	1		1	1	18	Ishikawa
Nara		1	1				1	2	1		1		2	2	1		1		1	1	1			1	17	Nara
Ehime		1			1			1	1		1	1				1	4		1	1		1	1	15	Ehime	
Toyama							2										1		1				2	1	7	Toyama
Tottori		1									1	2		1						1				1	7	Tottori
Oita		1																						1	2	Oita
Kochi	3		4		2		5	1	7	3	5	8	4	3	5		1	2	1	1			2		57	Kochi
Miyazaki	6	5	4		3		6	2	1		1		2	2			1	1			3	3	2		42	Miyazaki
Shimane	1				3		5	1			2	1	1	1		2		3	1	2	2	5			30	Shimane
Saga	1	1	4				3		1	1		1	2	3	1				1	1	2	1	1		24	Saga
Yamanashi	3	1			1		2					2	1	1					1			3	1		16	Yamanashi
Mie								2			1	5			1	1				1	1		2		14	Mie
Aomori		2	1		1			1	1	3						1				1		1	1		13	Aomori
Yamagata		3			9																				12	Yamagata
Shiga		1					1						1		1	1			1	2	1		3		12	Shiga
Wakayama			1							2							1					2	1		7	Wakayama
Akita		1																1			1				3	Akita
total	157	136	144	152	179	134	257	140	104	100	94	98	95	108	78	89	65	87	102	101	100	112	141	128	2,901	total

Data Source : <https://anzeninfo.mhlw.go.jp/user/anzen/tok/anst00.html> MHLW, Jaan

Return to https://www.jisha.or.jp/english/statistics/202312_05.html