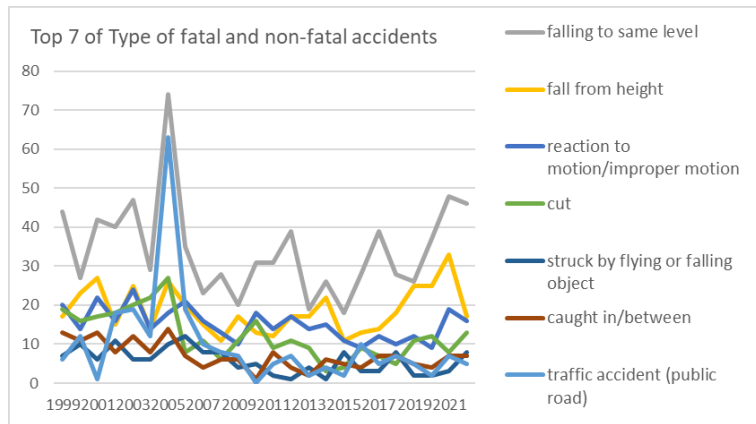
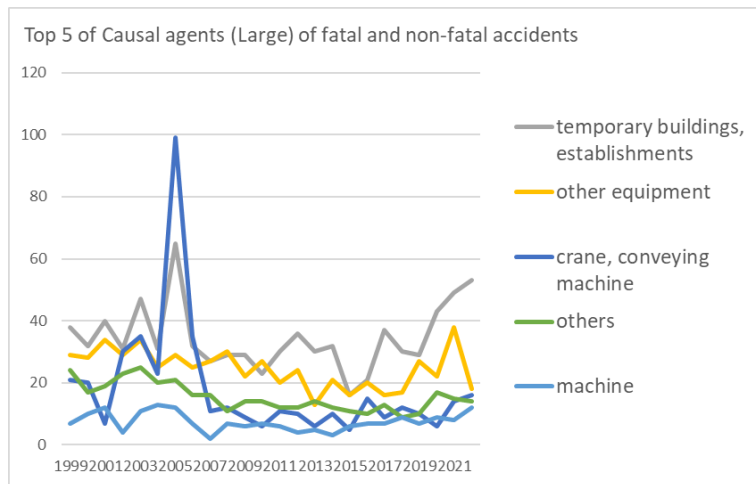


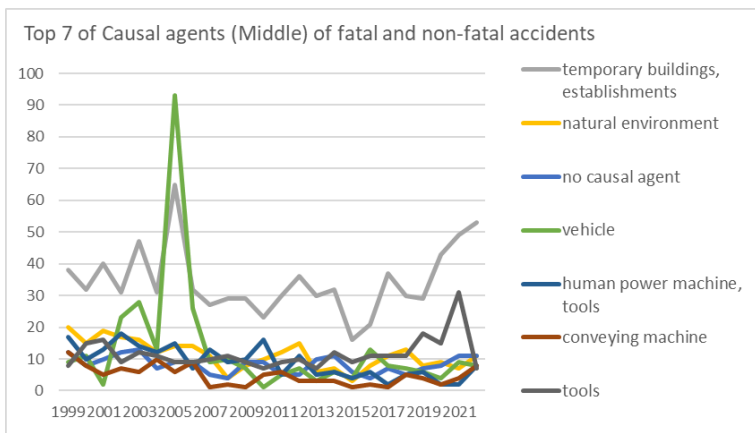
Transition of fatal and non-fatal accidents in 16 public office in Japan (1999-2022)



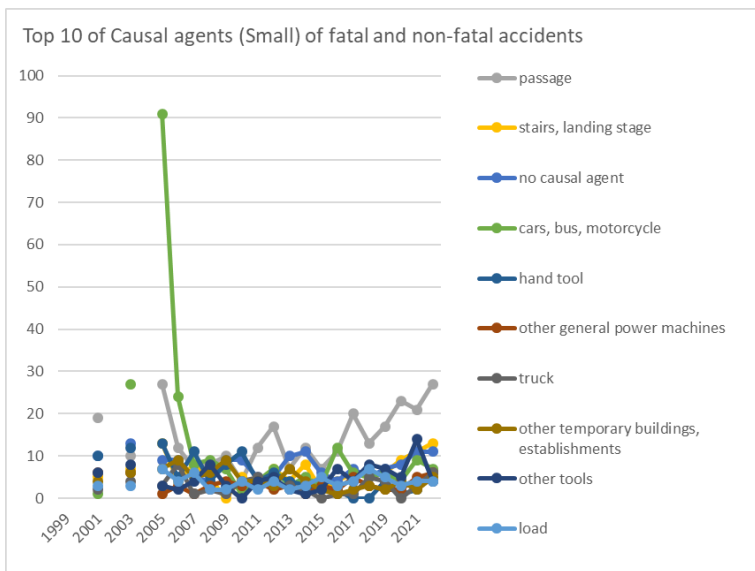
Transition of Top 7 of Type of fatal and non-fatal accidents in 16 public office in Japan (1999-2022)



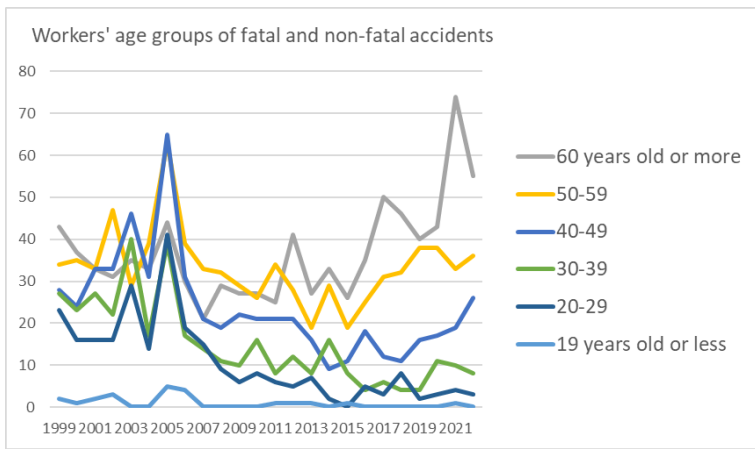
Transition of Top 5 of Causal agents (Large) of fatal and non-fatal accidents in 16 public office in Japan (1999-2022)



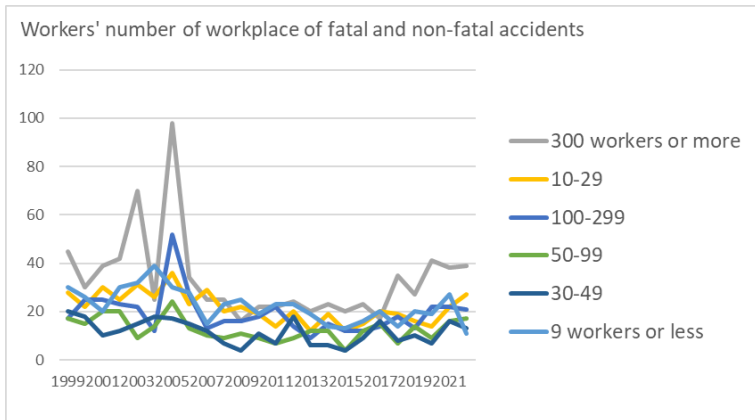
Transition of Top 7 of Causal agents (Middle) of fatal and non-fatal accidents in 16 public office in Japan (1999-2022)



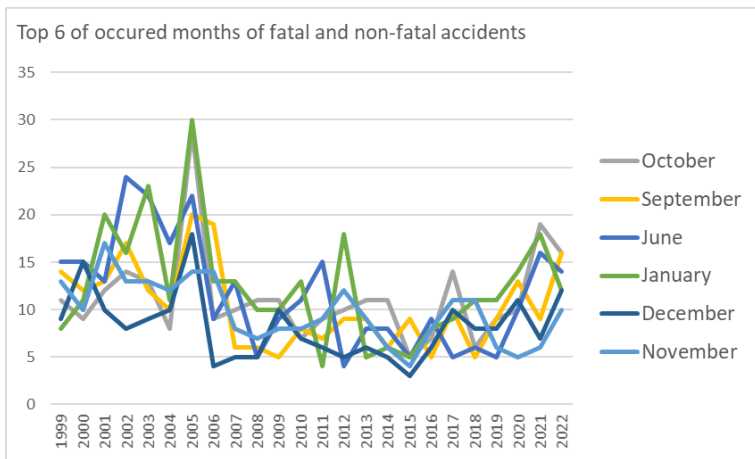
Transition of Top 10 of Causal agents (Small) of fatal and non-fatal accidents in 16 public office in Japan (1999-2022)



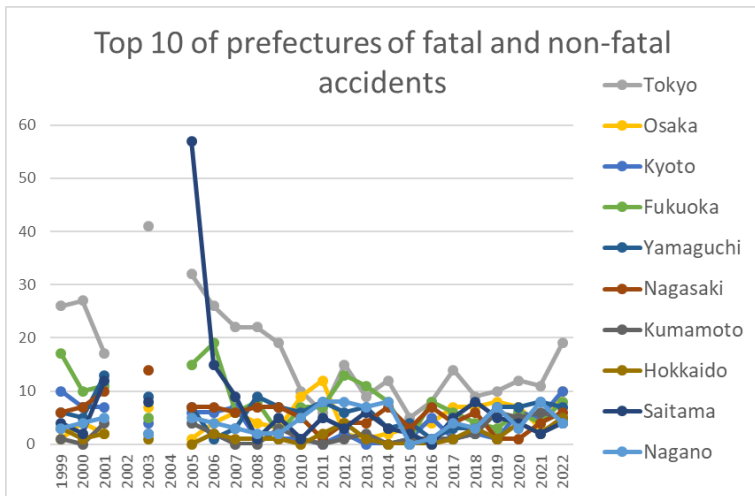
Transition of workers' age groups of fatal and non-fatal accidents in 16 public office in Japan (1999-2022)



Transition of workers' number of workplace of fatal and non-fatal accidents in 16 public office in Japan (1999-2022)



Transition of Top 6 of occurred months of fatal and non-fatal accidents in 16 public office in Japan (1999-2022)



Transition of Top 10 of prefectures of fatal and non-fatal accidents in 16 public office in Japan (1999-2022)

Transition of Type of fatal and non-fatal accidents in 16 public office in Japan (1999-2022)

Type of accidents	1999	2000	2001	2002	2003	2004	2005	2006	2007	2008	2009	2010	2011	2012	2013	2014	2015	2016	2017	2018	2019	2020	2021	2022	total	Type of accidents
falling to same level	44	27	42	40	47	29	74	35	23	28	20	31	31	39	19	26	18	28	39	28	26	37	48	46	825	falling to same level
fall from height	17	23	27	15	25	14	26	20	15	11	17	13	12	17	17	22	11	13	14	18	25	25	33	17	447	fall from height

reaction to motion/improper motion	20	14	22	16	24	14	18	21	16	13	10	18	14	17	14	15	11	9	12	10	12	9	19	16	364	reaction to motion/improper motion
cut	19	16	17	18	20	22	27	8	11	6	11	16	9	11	9	3	4	9	7	5	11	12	8	13	292	cut
struck by flying or falling object	7	10	6	11	6	6	10	12	8	8	4	5	2	1	4	1	8	3	3	8	2	2	3	8	138	struck by flying or falling object
caught in/between	13	11	13	8	12	8	14	7	4	6	6	1	8	4	2	6	5	4	7	7	5	4	7	7	169	caught in/between
traffic accident (public road)	6	12	1	18	19	12	63	19	10	8	7		5	7	2	4	2	10	5	7	5	2	7	5	236	traffic accident (public road)
crash	6	5	3	5	7	4	4	6	3	8	7	4	3	5	3	5	2	4	5	5	5	6	8	5	118	crash
others	6	6	2	4	3	6	4	3	1	1	2	3	2	1	3	2	1	2	2	1	3	2	2	5	67	others
crashed by	4	8	7	6	6	6	6	3	8	3	5	4	4	5	3	2		3	5	5	3	8	2	3	109	crashed by
contact to high/low-temperature	9	3	3	7	9	7	1	5	4	4	4	1	3	1				2	1	4	2	3	4	1	78	contact to high/low-temperature
collapse	3			2		3	6	1		1	1					1	1		1	1	1	1		1	24	collapse
unclassifiable	1	1			1	1	1		1						1		1							1	9	unclassifiable
traffic accident (others)				1			1			2						1			1	1		1			8	traffic accident (others)
injury to the sole of the foot			1							1		1				1	1			1					6	injury to the sole of the foot
contact to harmful substance	1			1		2	2																		6	contact to harmful substance

drown												1	2												3	drown
electric shock	1													1											2	electric shock
explosion																										explosion
burst																										burst
fire																										fire
total	157	136	144	152	179	134	257	140	104	100	94	98	95	108	78	89	65	87	102	101	100	112	141	128	2,901	total

Transition of Causal agents (Large) of fatal and non-fatal accidents in 16 public office in Japan (1999-2022)

Causal (L) agents	1999	2000	2001	2002	2003	2004	2005	2006	2007	2008	2009	2010	2011	2012	2013	2014	2015	2016	2017	2018	2019	2020	2021	2022	total	Causal (L) agents
temporary buildings, establishments	38	32	40	31	47	31	65	32	27	29	29	23	30	36	30	32	16	21	37	30	29	43	49	53	830	temporary buildings, establishments
other equipment	29	28	34	29	34	25	29	25	27	30	22	27	20	24	13	21	16	20	16	17	27	22	38	18	591	other equipment
crane, conveying machine	21	20	7	30	35	23	99	35	11	12	9	6	11	10	6	10	5	15	9	12	10	6	14	16	432	crane, conveying machine
others	24	17	19	23	25	20	21	16	16	11	14	14	12	12	14	12	11	10	13	9	10	17	15	14	369	others
machine	7	10	12	4	11	13	12	7	2	7	6	7	6	4	5	3	6	7	7	9	7	9	8	12	181	machine
environment	20	15	19	17	16	12	14	14	11	4	8	10	12	15	6	7	3	8	11	13	8	9	7	11	270	environment
load	8	6	3	7	3	4	8	5	6	2	5	4	2	5	2	3	5	3	4	8	5	3	4	4	109	load
substance, material	10	8	10	11	8	6	9	6	4	5	1	7	2	2	2	1	3	3	5	3	4	3	6		119	substance, material
total	157	136	144	152	179	134	257	140	104	100	94	98	95	108	78	89	65	87	102	101	100	112	141	128	2,901	total

Transition of Causal agents (Middle) of fatal and non-fatal accidents in 16 public office in Japan (1999-2022)

Causal (M) agents	1999	2000	2001	2002	2003	2004	2005	2006	2007	2008	2009	2010	2011	2012	2013	2014	2015	2016	2017	2018	2019	2020	2021	2022	total	Causal (M) agents
temporary buildings, establishments	38	32	40	31	47	31	65	32	27	29	29	23	30	36	30	32	16	21	37	30	29	43	49	53	830	temporary buildings, establishments
natural environment	20	15	19	17	16	12	14	14	11	4	8	10	12	15	6	7	3	8	11	13	8	9	7	11	270	natural environment
no causal agent	12	8	10	12	13	7	9	9	5	4	9	9	5	5	10	11	6	4	7	5	7	8	11	11	197	no causal agent
vehicle	9	11	2	23	28	13	93	26	9	10	7	1	5	7	3	6	4	13	8	7	6	4	9	8	312	vehicle
human power machine, tools	17	10	13	18	14	12	15	7	13	9	10	16	5	11	5	6	4	6	2	5	6	2	2	8	216	human power machine, tools
conveying machine	12	8	5	7	6	10	6	9	1	2	1	5	6	3	3	3	1	2	1	5	4	2	4	8	114	conveying machine
tools	8	15	16	9	12	11	9	9	10	11	9	7	9	10	7	12	9	11	11	11	18	15	31	7	277	tools
general machine	2	5	8	2	10	3	8	4	1	5	4	5	6	3	4	2	4	3	6	8	2	3	5	7	110	general machine
load	8	6	3	7	3	4	8	5	6	2	5	4	2	5	2	3	5	3	4	8	5	3	4	4	109	load
woodworking machine	1	3	4	1		3	1	2		1	2	2		1		1	2	2		1	4	4	2	4	41	woodworking machine
other equipments, facilities	3	3	5	2	7	2	4	7	3	9	3	4	6	3	1	2	3	3	3	1	3	4	5	3	89	other equipments, facilities

ladder			10	4	6	7	6	3	6	7	5	5	5	11	7	4	6	3	11	10	17	3	136	ladder
building, establishment			8	14	8	4	3	6	7	5	3	5	6	4	4	1	4	3	1	3	11	3	103	building, establishment
other equipment, facilities			5	7	4	7	3	9	3	4	6	3	1	2	3	3	3	1	3	4	5	3	79	other equipment, facilities
chain saw									1						1	1		1	2		1	3	10	chain saw
other causal agent			8	11	10	5	10	6	5	5	4	7	2	1	4	6	6	4	3	8	4	2	111	other causal agent
human power hauling equipment			2	2	2	2	1	5	2	5	1	5	1	3	2	4	2	5	2	1		2	49	human power hauling equipment
natural ground, rock			9	4	3	8	3	2	2	2	6	4	2	4	1	3	1	2	1	4	3	1	65	natural ground, rock
food manufacturing machine			2	3	7	1		2		2	2	1	1	1	1	1		4		1		1	30	food manufacturing machine
circular sawing machine			2		1	1		1	1	1		1		1	1	1			1	4		1	17	circular sawing machine
other vehicles			1	1	2	2	1	1			1			1	1	1	2	2				1	17	other vehicles
unclassifiable			1	1	2	2	1	1			3		2		1					1		1	16	unclassifiable
high/cold temperature environment				2		1					1		1				2	1		1	1	1	11	high/cold temperature environment
water				2				1	1	1	2							1				1	9	water
forklift			1	1	1					1					1						1	1	7	forklift
scaffolding					1	1	1	1					1							1		1	7	scaffolding
other powered			1																	1		1	3	other powered

conveying machines																											conveying machines
other construction machines																				1					1	2	other construction machines
other materials			4		2		5	2	1	2		1		1	2					1	2					23	other materials
metal material			3		1		2	2	1	1		2	1			2	1	2	1	1			1			21	metal material
lumber, bamboo					3		2	1	1	1	1	3				1	1						1	1		16	lumber, bamboo
stone, sand, substance			2		1			1		1			1				1	1	1	1			1			12	stone, sand, substance
other hazards, harmful substances			1		1								1					1	1	1	1			2		9	other hazards, harmful substances
roof, beam, haze, crossbeam, principal rafter					1		1					1	1	1	1			1	1							8	roof, beam, haze, crossbeam, principal rafter
machine/equipment as load							1	1			3			1						1						7	machine/equipment as load
conveyor			1		1		1	1					1					1								6	conveyor
opening												1		1					1	2			1			6	opening
other woodworking machines			1					1												1				1		4	other woodworking machines
kiln, caldron					1			2	1																	4	kiln, caldron
excavating machine										1							1				1					3	excavating machine
grinding machine, buffing machine										1													1	1		3	grinding machine, buffing machine
other metal manufacturing					1		1										1									3	other metal manufacturing

machines																												machines				
mixer, grinder					1												1	1										3	mixer, grinder			
other electrical equipment							1			1												1						3	other electrical equipment			
power transmission mechanism							1	1																				2	power transmission mechanism			
wood planer machine			1									1																2	wood planer machine			
leveling, transporting or loading machine							1											1										2	leveling, transporting or loading machine			
mobile crane					1												1											2	mobile crane			
elevator, lift									1																			1	2	elevator, lift		
loader							1										1												2	loader		
human power machine			1							1																			2	human power machine		
flammable substance																												1		1	2	flammable substance
abnormal environment							1											1											2	abnormal environment		
engine																		1											1	engine		
other powered crane												1																	1	other powered crane		
rough terrain hauler																													1	rough terrain hauler		
transmission																													1	transmission		

straddle carrier																									straddle carrier	
railway vehicle																										railway vehicle
boiler																										boiler
pressure vessel																										pressure vessel
other pressure vessels																										other pressure vessels
chemical facilities																										chemical facilities
gas welding equipment																										gas welding equipment
arc welding equipment																										arc welding equipment
other welding equipment																										other welding equipment
industrial dryer																										industrial dryer
other kiln, caldron																										other kiln, caldron
electric power facilities																										electric power facilities
human power cranes																										human power cranes
timbering																										timbering
explosive substance																										explosive substance
harmful substance																										harmful substance
radiation																										radiation
total	157	136	144	152	179	134	257	140	104	100	94	98	95	108	78	89	65	87	102	101	100	112	141	128	2,901	total

Month	1999	2000	2001	2002	2003	2004	2005	2006	2007	2008	2009	2010	2011	2012	2013	2014	2015	2016	2017	2018	2019	2020	2021	2022	total	Month
October	11	9	12	14	13	8	29	9	10	11	11	7	9	10	11	11	5	7	14	6	9	10	19	16	271	October
September	14	12	13	17	12	10	20	19	6	6	5	8	7	9	9	6	9	5	10	5	9	13	9	16	249	September
June	15	15	13	24	22	17	22	9	13	5	9	11	15	4	8	8	5	9	5	6	5	10	16	14	280	June
January	8	11	20	16	23	11	30	13	13	10	10	13	4	18	5	6	5	8	9	11	11	14	18	12	299	January
December	9	15	10	8	9	10	18	4	5	5	10	7	6	5	6	5	3	6	10	8	8	11	7	12	197	December
November	13	10	17	13	13	12	14	14	8	7	8	8	9	12	9	6	4	8	11	11	6	5	6	10	234	November
March	14	10	6	8	14	7	27	11	3	10	4	7	11	8	7	4	3	5	3	12	6	13	12	10	215	March
August	12	8	6	16	12	14	18	13	9	9	6	6	6	7	3	3	4	12	9	11	7	5	10	9	215	August
May	14	10	16	12	13	17	17	8	9	10	5	10	2	6	4	13	6	4	7	10	11	10	19	8	241	May
April	15	11	11	7	13	10	21	14	10	12	9	4	9	7	4	5	9	11	6	5	9	9	4	8	223	April
July	16	15	10	11	22	11	14	13	10	4	14	9	4	11	5	11	7	5	13	9	8	8	12	7	249	July
February	16	10	10	6	13	7	27	13	8	11	3	8	13	11	7	11	5	7	5	7	11	4	9	6	228	February
total	157	136	144	152	179	134	257	140	104	100	94	98	95	108	78	89	65	87	102	101	100	112	141	128	2,901	total

Transition of prefectures of fatal and non-fatal accidents in 16 public office in Japan (1999-2022)

Prefecture	1999	2000	2001	2002	2003	2004	2005	2006	2007	2008	2009	2010	2011	2012	2013	2014	2015	2016	2017	2018	2019	2020	2021	2022	total	Prefecture
Tokyo	26	27	17		41		32	26	22	22	19	10	6	15	9	12	5	8	14	9	10	12	11	19	372	Tokyo
Osaka	1	4	2		7		1	4	6	4	3	9	12	2	1	2	3	4	7	7	8	7	3	10	107	Osaka
Kyoto	10	7	7		4		6	6	7	1	1	1		2			1	5	1	2	1	6	5	10	83	Kyoto
Fukuoka	17	10	11		5		15	19	6	8	2	7	7	13	11	8	1	8	6	4	3	6	4	8	179	Fukuoka
Yamaguchi	6	5	13		9		7	1	3	9	7	6	8	6	7	3	4	1	3	3	7	7	8	7	130	Yamaguchi
Nagasaki	6	7	10		14		7	7	6	7	7	5	1	4	4	7	3	7	4	6	1	1	4	6	124	Nagasaki
Kumamoto	1		4		2		4	2			3	1		1	2		1	1	1	2	6	5	6	5	47	Kumamoto

Hokkaido	3	1	2		1			2	1	1	1		2	4	1				1	3	1	4	2	5	35	Hokkaido	
Saitama	4	2	12		8		57	15	9	1	5	1	5	3	6	3	2		5	8	5	4	2	4	161	Saitama	
Nagano	3	4	5		2		5	4	3	2	2	5	8	8	7	8		1	4	3	7	3	8	4	96	Nagano	
Hyogo	5	4	2		8		6	5	4	8		3	8	1	1	1	6	3	1	3	5	3	10	4	91	Hyogo	
Kanagawa	2	3	5		3		4	4	3	4	5	4		2	3	11	5	1	2	6	1	4	7	4	83	Kanagawa	
Aichi	3	1			1		1	2			1	2	2		1	4	3	4	6	2	3	2	3	4	45	Aichi	
Chiba	14	4	6		4		24	8	7	4	1	2	3	1	1	4	3	10	23	5	4	2	4	3	137	Chiba	
Okayama	4	3	5		16		17	4	1	3	4		2	1	4	3	4	3	3	2	8	8	15	3	113	Okayama	
Hiroshima	6	5	6		7		8	1	2	1	1	2	2	6	1	1	3	2		4	3	2	3	3	69	Hiroshima	
Miyagi	3	4	1		2		3	1	3	1	9	4	3	1	3	2	5	1	2	2	1	6	5	3	65	Miyagi	
Kagoshima	2	2			1			3		1			2	4	1	1	1	1		1	1	2		3	26	Kagoshima	
Gunma	1	4	1		3		23	3	2				2	2			1					3	4	2	51	Gunma	
Gifu	2	3	5		3		2	4		3	1	2	1	1		4		2				2	2	2	39	Gifu	
Tochigi	4	2	1				1		1	5	2	2	2	2		1	1	2	2	1	1	1	2	2	35	Tochigi	
Iwate		1	3		2			1	1	1		1		1		1					1		1	2	16	Iwate	
Kagawa												1	1	1	1						1	1	2	3	2	13	Kagawa
Okinawa	12	5	2		4		1			2		1		3	2	1	3	3	3	2	2	1	1	1	49	Okinawa	
Ibaraki	2	1	1		2		2		2	1			3	1	1	3	1		3	3	1		2	1	30	Ibaraki	
Fukushima	1	1	4		3		2	1	1		2	4		1			1	2	1	1	1		2	1	29	Fukushima	
Shizuoka		4	1		1		2	3		1			2		1	2	3	2		1	1	2	1	27	Shizuoka		
Niigata	1	2	1		1			1		1		2	2	3		1	1			2	5		2	1	26	Niigata	
Tokushima					3		2	1	1		4	1	1	1		1		1		2		1	1	1	21	Tokushima	
Fukui	3	2	1		2			2	1		2		1	1			1					1	2	1	20	Fukui	

Ishikawa	1		1									2		2		1		2	1	5	1		1	1	18	Ishikawa
Nara		1	1				1	2	1		1		2	2	1		1		1	1	1			1	17	Nara
Ehime		1			1			1	1		1	1				1	4		1	1			1	1	15	Ehime
Toyama							2										1		1				2	1	7	Toyama
Tottori		1									1	2		1						1				1	7	Tottori
Oita		1																						1	2	Oita
Kochi	3		4		2		5	1	7	3	5	8	4	3	5		1	2	1	1			2		57	Kochi
Miyazaki	6	5	4		3		6	2	1		1		2	2			1	1			3	3	2		42	Miyazaki
Shimane	1				3		5	1			2	1	1	1		2		3	1	2	2	5			30	Shimane
Saga	1	1	4				3		1	1		1	2	3	1				1	1	2	1	1		24	Saga
Yamanashi	3	1			1		2					2	1	1					1			3	1		16	Yamanashi
Mie								2			1	5			1	1				1	1		2		14	Mie
Aomori		2	1		1			1	1	3						1				1		1	1		13	Aomori
Yamagata		3			9																				12	Yamagata
Shiga		1					1						1		1	1			1	2	1		3		12	Shiga
Wakayama			1							2							1					2	1		7	Wakayama
Akita		1																1			1				3	Akita
total	157	136	144	152	179	134	257	140	104	100	94	98	95	108	78	89	65	87	102	101	100	112	141	128	2,901	total

Data Source : <https://anzeninfo.mhlw.go.jp/user/anzen/tok/anst00.html> MHLW, Jaan

Return to https://www.jisha.or.jp/english/statistics/202312_05.html