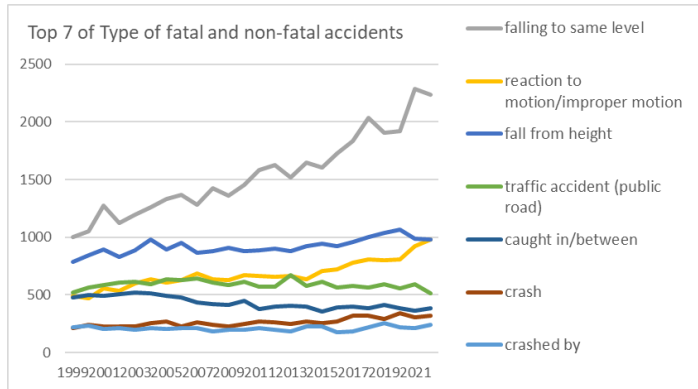
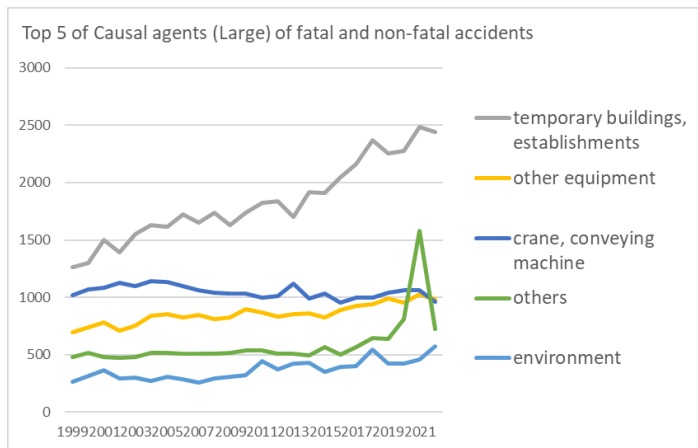


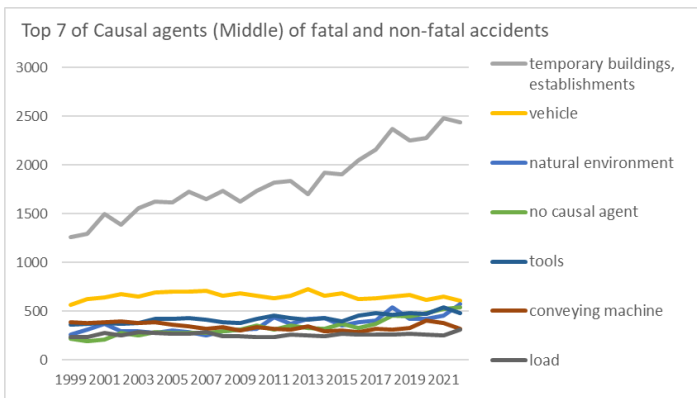
Transition of fatal and non-fatal accidents in 1702 others in Japan (1999-2022)



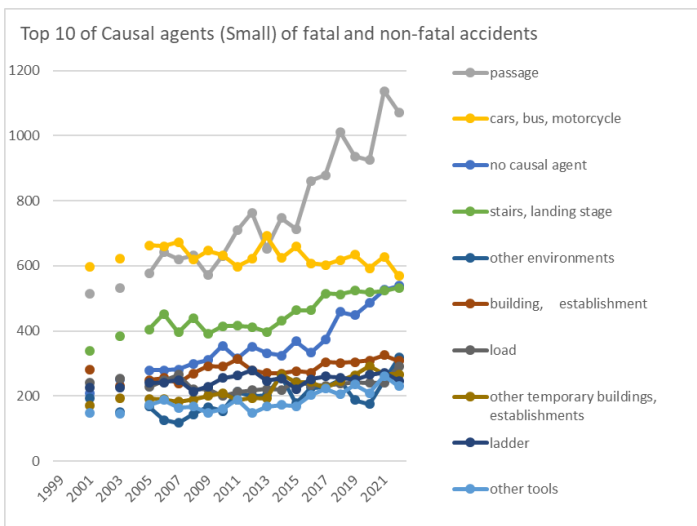
Transition of Top 7 of Type of fatal and non-fatal accidents in 1702 others in Japan (1999-2022)



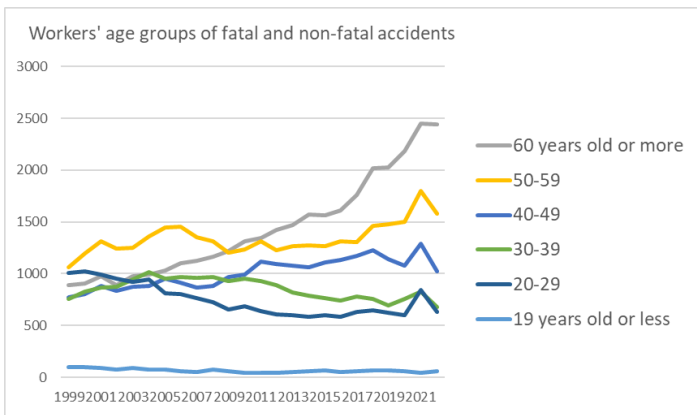
Transition of Top 5 of Causal agents (Large) of fatal and non-fatal accidents in 1702 others in Japan (1999-2022)



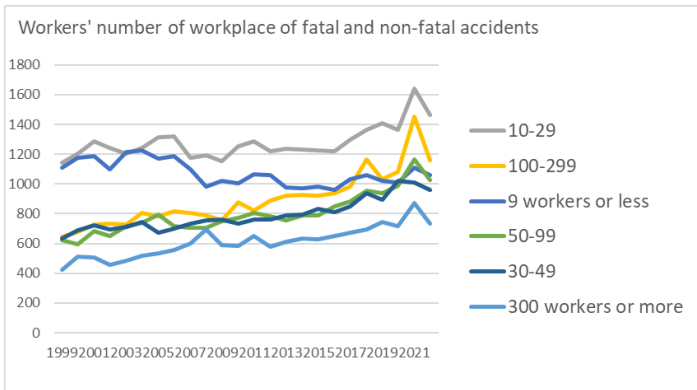
Transition of Top 7 of Causal agents (Middle) of fatal and non-fatal accidents in 1702 others in Japan (1999-2022)



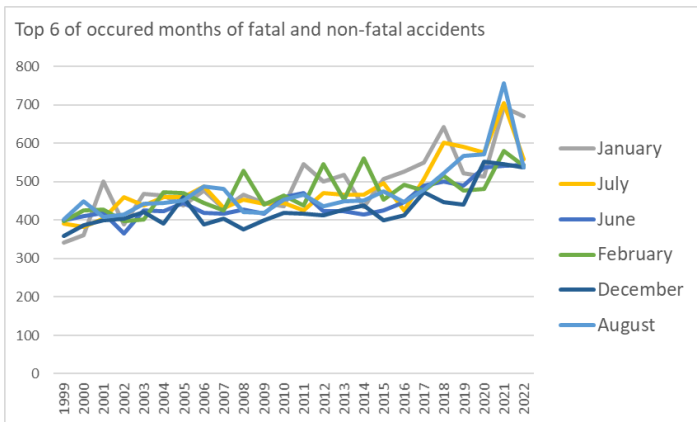
Transition of Top 10 of Causal agents (Small) of fatal and non-fatal accidents in 1702 others in Japan (1999-2022)



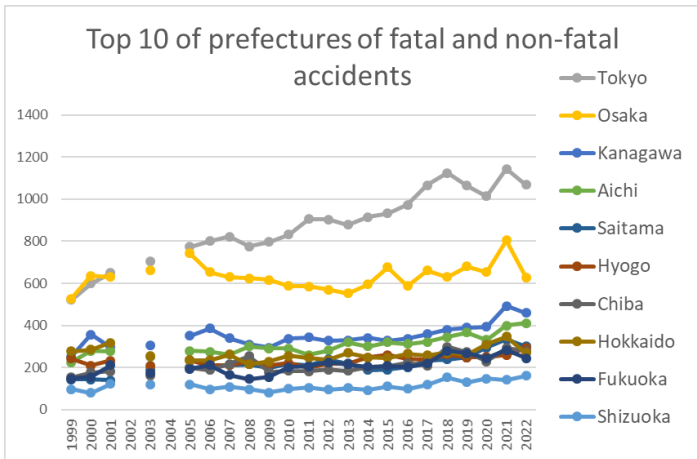
Transition of workers' age groups of fatal and non-fatal accidents in 1702 others in Japan (1999-2022)



Transition of workers' number of workplace of fatal and non-fatal accidents in 1702 others in Japan (1999-2022)



Transition of Top 6 of occurred months of fatal and non-fatal accidents in 1702 others in Japan (1999-2022)



Transition of Top 10 of prefectures of fatal and non-fatal accidents in 1702 others in Japan (1999-2022)

Transition of Type of fatal and non-fatal accidents in 1702 others in Japan (1999-2022)

Type of accidents	1999	2000	2001	2002	2003	2004	2005	2006	2007	2008	2009	2010	2011	2012	2013	2014	2015	2016	2017	2018	2019	2020	2021	2022	total	Type of accidents
falling to same level	1,001	1,052	1,277	1,123	1,196	1,263	1,333	1,365	1,278	1,424	1,362	1,457	1,585	1,628	1,517	1,647	1,605	1,727	1,831	2,035	1,908	1,917	2,287	2,237	37,055	falling to same level
reaction to motion/improper motion	490	467	554	538	601	632	604	630	684	635	625	674	665	656	665	634	707	720	776	807	801	808	919	980	16,272	reaction to motion/improper motion
fall from height	787	841	896	829	886	980	897	949	867	876	911	876	890	900	882	921	947	919	957	1,001	1,036	1,066	986	979	22,079	fall from height
traffic accident (public road)	521	562	586	603	611	591	634	627	641	606	583	615	573	574	668	579	614	565	577	567	589	559	594	513	14,152	traffic accident (public road)
caught in/between	478	496	491	508	520	512	491	480	433	419	411	451	376	397	402	396	354	390	397	387	411	383	366	384	10,333	caught in/between
crash	210	243	229	227	223	257	268	227	259	237	228	247	272	264	249	271	254	267	318	317	289	342	302	316	6,316	crash
crashed by	218	232	208	214	196	209	208	209	215	182	199	197	212	197	186	223	224	177	185	221	258	216	213	242	5,041	crashed by
struck by flying or falling object	283	274	250	258	252	227	255	221	201	203	187	206	221	192	211	188	170	193	190	181	180	179	161	175	5,058	struck by flying or falling object

contact to high/low-temperature	73	67	88	65	67	83	92	81	71	71	53	97	81	69	110	78	96	80	91	194	139	164	117	167	2,294	contact to high/low-temperature
cut	269	306	260	266	241	239	233	226	235	225	206	209	178	176	147	169	181	150	152	176	172	142	168	156	4,882	cut
others	84	140	90	84	97	89	107	95	96	82	95	92	165	98	87	95	94	107	102	121	110	274	1,008	145	3,557	others
collapse	56	72	78	64	77	88	66	82	71	77	78	46	68	73	73	81	58	73	69	80	66	53	65	55	1,669	collapse
unclassifiable	50	39	48	54	39	46	25	29	34	28	33	17	13	25	31	24	22	20	25	21	26	15	14	19	697	unclassifiable
contact to harmful substance	11	22	19	17	15	11	16	26	10	9	12	14	16	12	14	8	14	12	19	18	21	24	18	15	373	contact to harmful substance
injury to the sole of the foot	14	12	13	10	13	10	9	13	5	11	14	7	7	3	10	12	10	9	6	14	7	9	10	6	234	injury to the sole of the foot
traffic accident (others)	14	7	8	3	7	7	13	8	11	7	7	5	8	11	5	5	9	9	6	4	6	14	6	6	186	traffic accident (others)
electric shock	14	8	12	5	10	13	9	7	6	11	6	7	4	6	9	4	3	4	6	15	6	7	3	6	181	electric shock
fire	5	1	3	1	1		3	4		3	3	1	5	2		1	2		1	1	1	1	1	3	43	fire
explosion		1	5	2	3	4	3	3	2	1	2	1	4	6	7	1	5	3	2	4	2		3	2	66	explosion
burst	1		2		3	1	1	3	2	5	2	1	4		3		2	1	2	2		3		2	40	burst
drown	4	10	2	3	2	5	2	8	2	2	10	2	41	3	6	6	3	7	4	15	5	3	2		147	drown
total	4,583	4,852	5,119	4,874	5,060	5,267	5,269	5,293	5,123	5,114	5,027	5,222	5,388	5,292	5,282	5,343	5,374	5,433	5,716	6,181	6,033	6,179	7,243	6,408	130,675	total

Transition of Causal agents (Large) of fatal and non-fatal accidents in 1702 others in Japan (1999-2022)

Causal (L) agents	1999	2000	2001	2002	2003	2004	2005	2006	2007	2008	2009	2010	2011	2012	2013	2014	2015	2016	2017	2018	2019	2020	2021	2022	total	Causal (L) agents
temporary buildings, establishments	1,263	1,297	1,498	1,391	1,553	1,626	1,618	1,725	1,652	1,737	1,627	1,738	1,823	1,839	1,701	1,917	1,907	2,047	2,159	2,366	2,254	2,277	2,481	2,439	43,935	temporary buildings, establishments

other equipment	693	741	783	708	750	841	856	824	846	813	822	894	868	832	851	862	824	889	926	941	990	954	1,029	981	20,518	other equipment
crane, conveying machine	1,016	1,071	1,082	1,129	1,098	1,139	1,135	1,098	1,065	1,043	1,033	1,036	1,000	1,012	1,117	987	1,030	956	996	1,000	1,040	1,061	1,065	961	25,170	crane, conveying machine
others	480	518	477	475	481	518	517	511	511	506	519	537	537	510	510	492	569	499	570	648	642	809	1,582	722	14,140	others
environment	264	314	368	296	300	275	305	288	255	295	311	322	442	376	421	430	353	391	405	544	426	425	460	574	8,840	environment
load	238	240	280	250	291	280	272	271	290	244	244	235	234	266	252	242	268	260	258	265	270	262	251	316	6,279	load
machine	352	358	317	353	332	317	309	309	266	270	277	259	260	241	235	216	237	203	204	220	218	231	203	224	6,411	machine
substance, material	277	313	314	272	255	271	257	267	238	206	194	201	224	216	195	197	186	188	198	197	193	160	172	191	5,382	substance, material
total	4,583	4,852	5,119	4,874	5,060	5,267	5,269	5,293	5,123	5,114	5,027	5,222	5,388	5,292	5,282	5,343	5,374	5,433	5,716	6,181	6,033	6,179	7,243	6,408	130,675	total

Transition of Causal agents (Middle) of fatal and non-fatal accidents in 1702 others in Japan (1999-2022)

Causal (M) agents	1999	2000	2001	2002	2003	2004	2005	2006	2007	2008	2009	2010	2011	2012	2013	2014	2015	2016	2017	2018	2019	2020	2021	2022	total	Causal (M) agents
temporary buildings, establishments	1,263	1,297	1,498	1,391	1,553	1,626	1,618	1,725	1,652	1,737	1,627	1,738	1,823	1,839	1,701	1,917	1,907	2,047	2,159	2,366	2,254	2,277	2,481	2,439	43,935	temporary buildings, establishments
vehicle	568	629	643	679	651	691	702	700	709	657	682	663	635	664	726	658	687	629	637	648	671	617	652	608	15,806	vehicle
natural environment	264	314	368	296	300	275	305	288	255	295	311	322	442	376	421	430	353	391	405	544	426	425	460	574	8,840	natural environment
no causal agent	222	196	208	278	250	289	279	279	281	299	311	354	315	352	332	324	368	333	373	458	448	486	526	539	8,100	no causal agent
tools	360	368	378	370	382	423	422	435	417	387	383	424	455	432	416	429	394	454	485	464	486	476	539	484	10,263	tools
conveying machine	389	383	388	395	381	391	363	348	319	337	307	335	320	314	343	300	302	284	323	315	330	405	381	322	8,275	conveying machine

load	238	240	280	250	291	280	272	271	290	244	244	235	234	266	252	242	268	260	258	265	270	262	251	316	6,279	load
human power machine, tools	191	238	256	223	230	232	257	237	267	256	261	282	230	248	235	252	244	249	269	292	303	277	286	292	6,107	human power machine, tools
other equipments, facilities	113	114	116	88	108	155	142	128	142	141	148	167	155	127	174	162	164	158	150	148	183	165	174	180	3,502	other equipments, facilities
materials	250	282	276	245	230	247	229	234	216	187	177	180	199	197	178	183	160	169	176	169	172	134	155	170	4,815	materials
other causal agent	189	271	213	140	182	171	207	192	198	165	180	155	199	133	151	140	176	145	178	161	169	306	1,043	162	5,226	other causal agent
general machine	165	154	137	154	135	129	126	127	112	104	116	103	118	106	101	95	95	82	78	85	101	96	84	83	2,686	general machine
construction machine	115	113	120	115	115	117	114	105	86	102	102	94	99	71	87	77	89	78	69	74	63	81	55	83	2,224	construction machine
crane	59	59	51	55	66	57	70	50	37	49	44	38	45	34	48	29	41	43	36	37	39	39	32	31	1,089	crane
metal manufacturing machine	14	21	9	15	30	14	22	21	23	20	11	18	12	11	16	11	11	10	13	20	20	10	21	26	399	metal manufacturing machine
unclassifiable	69	51	56	57	49	58	31	40	32	42	28	28	23	25	27	28	25	21	19	29	25	17	13	21	814	unclassifiable
hazards, harmful substances	27	31	38	27	25	24	28	33	22	19	17	21	25	19	17	14	26	19	22	28	21	26	17	21	567	hazards, harmful substances
woodworking machine	43	59	36	54	41	41	37	45	38	35	36	36	24	31	24	28	29	23	31	32	28	37	32	19	839	woodworking machine
electric equipment	20	13	15	15	15	20	17	13	13	21	21	17	15	14	19	14	16	21	17	25	12	28	25	16	422	electric equipment
power transmission mechanism	14	10	14	15	10	13	10	9	5	8	9	8	6	18	6	4	11	8	12	8	4	6	7	10	225	power transmission mechanism

standing tree			46		40		30	30	26	23	29	32	33	30	34	32	24	33	40	40	36	38	26	30	652	standing tree
lumber, bamboo			52		54		44	36	43	22	25	39	45	31	29	36	23	22	32	40	31	21	22	24	671	lumber, bamboo
conveyor			29		45		36	40	35	29	23	33	30	32	24	35	18	18	25	17	26	29	26	24	574	conveyor
machine/equipment as load			39		38		44	23	25	24	22	35	21	49	31	23	24	26	27	27	28	22	10	24	562	machine/equipment as load
scaffolding			20		14		15	12	19	9	18	5	12	10	13	17	13	9	15	17	10	10	18	22	278	scaffolding
unclassifiable			56		49		31	40	32	42	28	28	23	25	27	28	25	21	19	29	25	17	13	21	579	unclassifiable
stone, sand, substance			26		13		27	18	23	13	14	10	21	16	25	12	19	19	18	16	11	18	17	17	353	stone, sand, substance
mobile crane			26		30		29	13	10	18	18	19	21	12	20	11	18	16	20	19	16	21	11	14	362	mobile crane
other powered conveying machines			21		22		24	26	16	15	11	15	22	19	23	22	11	9	11	15	22	18	20	14	356	other powered conveying machines
chain saw			9		9		9	7	8	11	13	9	6	12	8	8	9	11	12	13	12	12	11	12	201	chain saw
roof, beam, haze, crossbeam, principal rafter			21		14		12	21	26	19	10	18	20	19	25	19	17	10	9	24	15	16	20	11	346	roof, beam, haze, crossbeam, principal rafter
other hazards, harmful substances			16		12		17	10	14	10	7	9	10	8	7	8	9	11	11	11	12	11	11	11	215	other hazards, harmful substances
hardening machine			6		7		9	8	5	8	6	8	7	3	6	6	5	7	8	2	5	2	5	11	124	hardening machine
power transmission mechanism			14		10		10	9	5	8	9	8	6	18	6	4	11	8	12	8	4	6	7	10	173	power transmission mechanism
leveling, transporting or loading machine			15		19		22	16	11	19	11	13	17	15	11	9	14	8	13	10	6	14	7	9	259	leveling, transporting or loading machine
other metal manufacturing machines			3		13		9	12	8	10	7	10	3	3	9	3	4	4	3	4	7	5	4	9	130	other metal manufacturing machines

machine			1		3		2	3		5	5	3	5	5	2	3	4	1	5		3	5	2	3	60	machine
foundation work machine			2		1		1	1	1	2	5	2	3		5	4		4	1	3				3	38	foundation work machine
roll machine (except printingroll machine)			2		4		3	1	2	4		2	3		3	2	1		1		3	2		3	36	roll machine (except printingroll machine)
lathe			1				1	2		3	2		1	1		1			1		2			3	18	lathe
industrial dryer									1						3								2	3	9	industrial dryer
circular sawing machine			17		25		18	23	23	18	15	17	14	12	12	7	10	7	11	9	14	12	9	2	275	circular sawing machine
abnormal environment			2		2		4	6	1	1		3	4	9	5	1		1	1	3	3	1	4	2	53	abnormal environment
mixer, grinder			5		3		5	3	3	5	4	4	2	3	2	2	3	3	4	2	1	2	3	1	60	mixer, grinder
other pressure vessels			4		8		3	3	2	3	2	1	3	2	4	1	1	1		4	1	3	1	1	48	other pressure vessels
kiln, caldron			3		1		3	4	1	1	3		3	3		1	2			3	1	4	1	1	35	kiln, caldron
inflammable gas			5		3		2	1		1	1	1	3	2	1	2	1	1	1	4		4		1	34	inflammable gas
wood planer machine			2		1		1	4	2				1	1	2	4	3		2	2		3	1	1	30	wood planer machine
engine			1		1			2	2	1	3		1	4	1	1	2	2	1		1	1	3	1	28	engine
demolition machine			2		3			1			1	1	1	1	1	3	1		2	2	1		1	1	22	demolition machine
shearing machine					2		3		1							1			1	2		2	5	1	18	shearing machine
printing machine					2		2	2	1	1	1	1			2			3	1			1		1	18	printing machine
arc welding equipment			4				2	1	1		1		1				1	2		1			1	1	16	arc welding equipment
chemical facilities					2		3			2			1	1	1				1	1	2			1	15	chemical facilities

gas welding equipment			1		1		1			2	2					2		2				1				1	13	gas welding equipment	
timbering			2				1	2							1							1		2		1	10	timbering	
other welding equipment					1		2	1																		1	7	other welding equipment	
felling machine																										1	1	3	felling machine
forging pressure hammer																											1	1	forging pressure hammer
mobile logging machine																											1	1	mobile logging machine
loader			1		1		2	1	2	6	2	2	2	2	2	1	1	1	2	3	1	1	2				35	loader	
drill press, milling machine			3		3			2	1	1								1	1	2							22	drill press, milling machine	
pressure vessel			4		1			1						1	2		1	2	3	2							17	pressure vessel	
boiler			2				4		1			1	3	1			1				2	1					16	boiler	
gondola			1				2	2		1			3			1	1									1	12	gondola	
explosive substance			3				1		1				1	1	2		1	2									12	explosive substance	
rough terrain hauler			1		2		1			3		1			2		1										11	rough terrain hauler	
band sawing machine							1			1		2				1	1	1		1		1					9	band sawing machine	
hollow chisel mortiser, wood borer			1		1			1									1			2		1		2			9	hollow chisel mortiser, wood borer	
railway equipment							1	1				1		1			1		1		1		2				9	railway equipment	
industrial robot					1				2			1	1	1		2											8	industrial robot	
other kiln, caldron					1			1	1		1		2		1			1									8	other kiln, caldron	
centrifugal machine					1				1			1	1	1													5	centrifugal machine	

chamfering machine, router, woodworking milling machine								1					1			1								4	chamfering machine, router, woodworking milling machine	
injection molding machine							1						1	1			1							4	injection molding machine	
cargo lifting appliance										1	1	1		1										4	cargo lifting appliance	
straddle carrier																2								2	straddle carrier	
radiation																		2						2	radiation	
other mobile silviculture machine																						1		1	other mobile silviculture machine	
derrick crane										1														1	derrick crane	
lumberyard equipment, logging cableway																						1		1	lumberyard equipment, logging cableway	
skyline yarding machine																									skyline yarding machine	
simple skyline yarding equipment																									simple skyline yarding equipment	
total	4,583	4,852	5,119	4,874	5,060	5,267	5,269	5,293	5,123	5,114	5,027	5,222	5,388	5,292	5,282	5,343	5,374	5,433	5,716	6,181	6,033	6,179	7,243	6,408	130,675	total

Transition of workers' age groups of fatal and non-fatal accidents in 1702 others in Japan (1999-2022)

Age	1999	2000	2001	2002	2003	2004	2005	2006	2007	2008	2009	2010	2011	2012	2013	2014	2015	2016	2017	2018	2019	2020	2021	2022	total	Age
60 years old or more	889	907	975	886	974	991	1,033	1,098	1,126	1,162	1,219	1,315	1,342	1,425	1,470	1,572	1,564	1,608	1,763	2,020	2,030	2,182	2,448	2,439	34,438	60 years old or more
50-59	1,064	1,195	1,311	1,242	1,254	1,359	1,449	1,451	1,354	1,311	1,204	1,237	1,312	1,227	1,264	1,274	1,268	1,314	1,306	1,465	1,476	1,501	1,797	1,578	32,213	50-59

40-49	776	803	880	838	876	882	952	914	868	879	966	993	1,121	1,093	1,079	1,064	1,106	1,134	1,175	1,226	1,140	1,081	1,286	1,023	24,155	40-49
30-39	753	830	870	878	943	1,013	954	969	959	965	926	951	931	893	819	784	767	743	779	755	697	758	830	677	20,444	30-39
20-29	1,005	1,023	995	953	923	945	808	804	766	723	655	683	637	611	599	587	599	581	633	646	623	597	839	630	17,865	20-29
19 years old or less	96	94	88	77	90	77	73	57	50	74	57	43	45	43	51	62	70	53	60	69	67	60	43	61	1,560	19 years old or less
total	4,583	4,852	5,119	4,874	5,060	5,267	5,269	5,293	5,123	5,114	5,027	5,222	5,388	5,292	5,282	5,343	5,374	5,433	5,716	6,181	6,033	6,179	7,243	6,408	130,675	total

Transition of workers' number of workplace of fatal and non-fatal accidents in 1702 others in Japan (1999-2022)

Workers scale	1999	2000	2001	2002	2003	2004	2005	2006	2007	2008	2009	2010	2011	2012	2013	2014	2015	2016	2017	2018	2019	2020	2021	2022	total	Workers scale
10-29	1,144	1,204	1,288	1,243	1,204	1,241	1,313	1,317	1,178	1,190	1,153	1,256	1,285	1,219	1,237	1,229	1,223	1,221	1,296	1,365	1,406	1,366	1,638	1,464	30,680	10-29
100-299	642	677	730	732	725	803	781	814	804	788	757	878	822	888	919	925	923	940	980	1,165	1,031	1,079	1,450	1,158	21,411	100-299
9 workers or less	1,112	1,176	1,189	1,099	1,215	1,226	1,173	1,187	1,100	982	1,019	1,002	1,066	1,060	975	971	981	960	1,034	1,058	1,020	1,012	1,110	1,062	25,789	9 workers or less
50-99	625	593	682	649	717	739	794	718	705	706	751	773	806	784	755	791	787	850	880	957	939	985	1,163	1,029	19,178	50-99
30-49	636	690	721	693	713	742	674	701	734	754	760	731	760	763	787	793	830	811	852	940	895	1,019	1,012	960	18,971	30-49
300 workers or more	424	512	509	458	486	516	534	556	602	694	587	582	649	578	609	634	630	651	674	696	742	718	870	735	14,646	300 workers or more
total	4,583	4,852	5,119	4,874	5,060	5,267	5,269	5,293	5,123	5,114	5,027	5,222	5,388	5,292	5,282	5,343	5,374	5,433	5,716	6,181	6,033	6,179	7,243	6,408	130,675	total

Transition of occurred months of fatal and non-fatal accidents in 1702 others in Japan (1999-2022)

Month	1999	2000	2001	2002	2003	2004	2005	2006	2007	2008	2009	2010	2011	2012	2013	2014	2015	2016	2017	2018	2019	2020	2021	2022	total	Month
January	341	362	501	388	468	465	438	477	430	466	446	437	545	501	517	435	507	527	550	643	523	514	695	670	11,846	January
July	392	382	404	459	439	460	461	488	432	453	442	444	426	471	467	467	496	425	507	602	591	576	704	558	11,546	July
June	400	411	420	365	425	423	445	419	416	427	418	460	470	424	423	414	426	448	490	501	490	538	542	543	10,738	June
February	397	425	428	397	403	473	471	446	426	528	440	465	438	545	454	562	454	493	478	516	477	482	581	542	11,321	February
December	359	386	400	404	421	391	461	389	405	377	399	420	418	412	427	439	399	413	472	447	440	553	547	538	10,317	December
August	401	449	408	414	442	445	452	488	481	421	420	453	467	436	449	451	474	448	480	522	568	572	756	537	11,434	August
September	423	470	442	410	422	460	452	451	414	405	383	436	484	412	406	440	422	457	474	505	528	539	552	535	10,922	September

Yamanashi	17	22	29		28		36	36	36	41	34	41	30	18	23	22	20	19	23	26	28	24	39	36	628	Yamanashi
Wakayama	46	21	35		37		40	43	52	54	38	31	45	34	50	31	41	39	40	51	36	48	34	35	881	Wakayama
Fukui	31	24	31		28		21	20	18	25	22	23	24	23	26	32	23	35	29	33	31	32	49	30	610	Fukui
Kochi	51	76	52		52		66	38	34	33	48	38	55	49	45	49	39	45	49	39	40	26	48	26	998	Kochi
Tottori	17	16	14		18		8	14	13	15	11	11	12	7	18	11	8	10	14	9	15	16	17	24	298	Tottori
Shimane	36	26	31		38		37	38	31	23	28	25	32	26	19	27	16	23	24	27	27	29	38	21	622	Shimane
total	4,583	4,852	5,119	4,874	5,060	5,267	5,269	5,293	5,123	5,114	5,027	5,222	5,388	5,292	5,282	5,343	5,374	5,433	5,716	6,181	6,033	6,179	7,243	6,408	130,675	total

Data Source : <https://anzeninfo.mhlw.go.jp/user/anzen/tok/anst00.html> MHLW, Jaan

Return to https://www.jisha.or.jp/english/statistics/202312_05.html