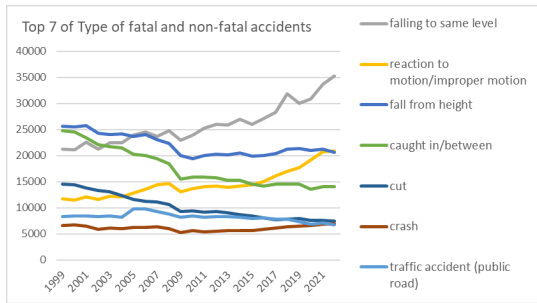
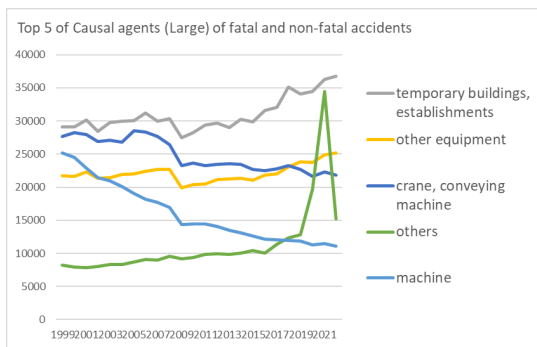


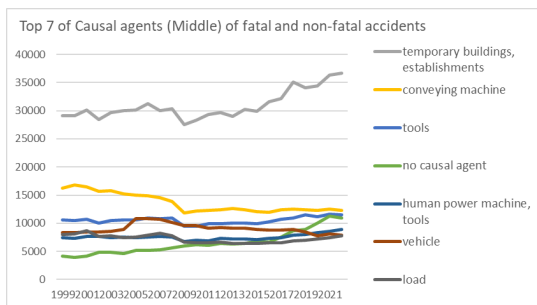
Transition of fatal and non-fatal accidents in 0 total in Japan (1999-2022)



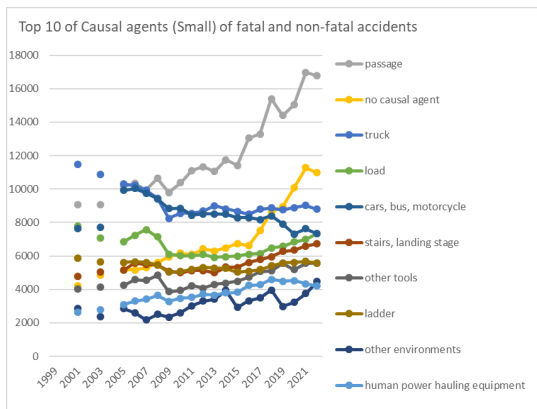
Transition of Top 7 of Type of fatal and non-fatal accidents in 0 total in Japan (1999-2022)



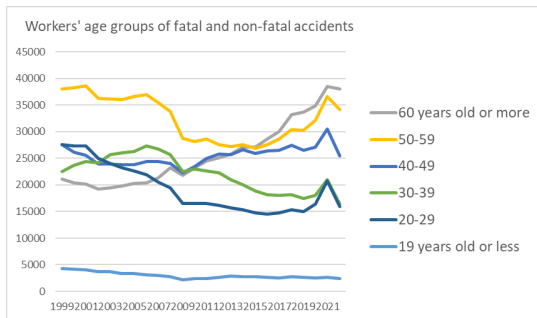
Transition of Top 5 of Causal agents (Large) of fatal and non-fatal accidents in 0 total in Japan (1999-2022)



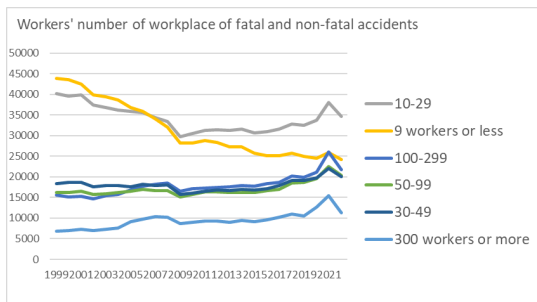
Transition of Top 7 of Causal agents (Middle) of fatal and non-fatal accidents in 0 total in Japan (1999-2022)



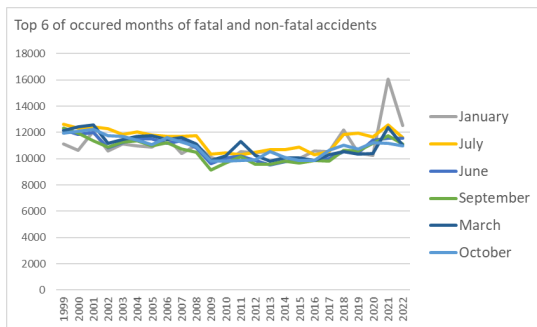
Transition of Top 10 of Causal agents (Small) of fatal and non-fatal accidents in 0 total in Japan (1999-2022)



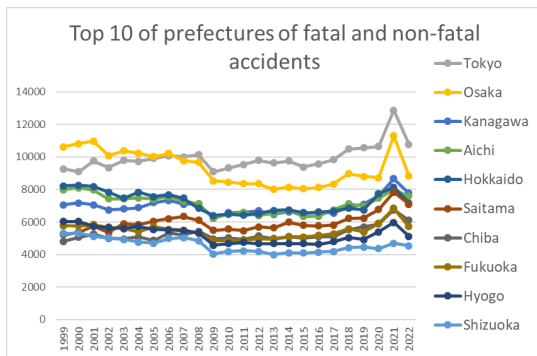
Transition of workers' age groups of fatal and non-fatal accidents in 0 total in Japan (1999-2022)



Transition of workers' number of workplace of fatal and non-fatal accidents in 0 total in Japan (1999-2022)



Transition of Top 6 of occurred months of fatal and non-fatal accidents in 0 total in Japan (1999-2022)



Transition of Top 10 of prefectures of fatal and non-fatal accidents in 0 total in Japan (1999-2022)

Transition of Type of fatal and non-fatal accidents in 0 total in Japan (1999-2022)

Type of accidents	1999	2000	2001	2002	2003	2004	2005	2006	2007	2008	2009	2010	2011	2012	2013	2014	2015	2016	2017	2018	2019	2020	2021	2022	total	Type of accidents
falling to same level	21,228	21,105	22,591	21,204	22,474	22,456	23,963	24,549	23,649	24,792	23,002	23,958	25,305	25,974	25,878	26,982	25,949	27,152	28,310	31,833	29,986	30,929	33,672	35,295	622,236	falling to same level
reaction to motion/improper motion	11,699	11,440	12,089	11,621	12,180	12,093	12,824	13,576	14,427	14,615	13,127	13,694	14,108	14,191	13,914	14,191	14,420	15,081	16,177	16,958	17,709	19,121	20,777	20,879	350,911	reaction to motion/improper motion
fall from height	25,627	25,507	25,762	24,262	24,118	24,193	23,730	24,029	23,064	22,379	20,006	19,458	20,051	20,275	20,182	20,551	19,906	20,094	20,374	21,221	21,346	20,977	21,286	20,620	529,018	fall from height
caught in/between	24,813	24,595	23,450	22,150	21,795	21,441	20,293	20,043	19,375	18,439	15,514	15,843	15,851	15,802	15,276	15,238	14,513	14,136	14,529	14,585	14,592	13,602	14,020	14,099	423,994	caught in/between
cut	14,541	14,472	13,871	13,323	13,039	12,399	11,682	11,199	11,132	10,707	9,352	9,393	9,229	9,258	9,038	8,704	8,423	8,117	7,760	7,878	7,977	7,592	7,638	7,500	244,224	cut
crash	6,625	6,723	6,456	5,898	6,108	6,038	6,215	6,316	6,372	6,019	5,342	5,674	5,406	5,499	5,596	5,667	5,659	5,861	6,111	6,354	6,534	6,669	6,838	7,047	147,027	crash
traffic accident (public road)	8,315	8,397	8,457	8,326	8,396	8,265	9,787	9,805	9,298	8,795	8,217	8,500	8,172	8,352	8,312	8,266	8,013	8,125	7,885	7,889	7,350	6,863	7,079	6,773	197,637	traffic accident (public road)
struck by flying or	11,916	11,557	11,241	10,046	9,828	9,874	9,448	9,367	8,769	8,552	7,150	6,998	7,189	7,192	7,035	6,843	6,467	6,600	6,376	6,410	6,049	5,912	5,934	6,065	192,818	struck by flying

falling object																										or falling object
crashed by	7,113	6,740	6,764	6,500	6,075	6,299	6,215	6,204	6,263	6,002	4,921	5,206	5,111	5,141	4,942	5,196	5,166	4,982	5,119	5,373	5,609	5,346	5,491	5,694	137,472	crashed by
contact to high/low-temperature	2,624	2,718	2,911	2,750	2,641	2,860	2,613	2,697	2,660	2,692	2,344	2,866	2,704	2,678	2,870	2,810	2,677	2,831	2,889	3,546	3,250	3,099	2,772	3,073	67,575	contact to high/low-temperature
collapse	3,395	3,478	3,378	3,180	3,172	3,107	2,999	3,120	3,042	2,859	2,429	2,464	2,356	2,388	2,391	2,334	2,259	2,261	2,212	2,312	2,236	2,057	2,065	2,049	63,543	collapse
others	1,068	1,224	1,083	1,061	1,158	1,230	1,302	1,385	1,457	1,417	1,348	1,249	1,791	1,269	1,229	1,231	1,394	1,256	1,291	1,445	1,501	7,620	21,028	1,859	57,896	others
contact to harmful substance	526	572	574	611	584	593	623	655	585	527	444	483	523	482	467	466	504	483	521	537	521	558	510	545	12,894	contact to harmful substance
unclassifiable	403	369	413	438	407	393	339	372	360	348	270	230	227	315	321	310	269	259	275	267	266	177	186	249	7,463	unclassifiable
injury to the sole of the foot	386	344	418	328	330	341	347	342	303	257	224	241	252	282	252	260	262	250	252	258	220	242	246	225	6,862	injury to the sole of the foot
electric shock	180	194	186	157	130	160	151	115	151	149	102	118	100	108	120	116	105	99	81	126	89	92	98	99	3,026	electric shock
traffic accident (others)	158	138	110	139	114	138	175	173	213	127	80	94	101	96	99	97	103	88	98	98	110	97	81	94	2,821	traffic accident (others)
fire	129	114	129	105	115	112	104	144	113	107	106	93	86	73	83	87	83	81	44	85	128	61	54	70	2,306	fire
explosion	165	156	139	119	156	123	121	100	146	119	81	93	69	107	78	93	56	58	67	64	66	64	70	56	2,366	explosion
burst	97	85	94	89	85	89	77	75	76	83	55	48	58	60	43	52	53	60	45	44	42	51	44	46	1,551	burst
drown	47	46	33	32	31	44	42	32	23	41	38	30	933	34	31	41	30	36	44	46	30	27	29	18	1,738	drown
total	141,055	139,974	140,149	132,339	132,936	132,248	133,050	134,298	131,478	129,026	114,152	116,733	119,622	119,576	118,157	119,535	116,311	117,910	120,460	127,329	125,611	131,156	149,918	132,355	3,075,378	total

Transition of Causal agents (Large) of fatal and non-fatal accidents in 0 total in Japan (1999-2022)

Causal (L) agents	1999	2000	2001	2002	2003	2004	2005	2006	2007	2008	2009	2010	2011	2012	2013	2014	2015	2016	2017	2018	2019	2020	2021	2022	total	Causal (L) agents
temporary buildings, establishments	29,140	29,142	30,124	28,388	29,723	29,998	30,100	31,227	29,973	30,333	27,500	28,276	29,357	29,633	28,999	30,285	29,885	31,608	32,105	35,123	34,068	34,443	36,307	36,716	742,453	temporary buildings, establishments
other equipment	21,772	21,618	22,293	21,363	21,448	21,927	22,012	22,383	22,655	22,695	19,862	20,401	20,501	21,157	21,256	21,392	21,041	21,782	22,049	23,061	23,861	23,738	24,884	25,208	530,359	other equipment
crane, conveying machine	27,703	28,227	27,961	26,939	27,092	26,804	28,513	28,370	27,643	26,454	23,289	23,632	23,297	23,472	23,573	23,407	22,644	22,459	22,792	23,250	22,711	21,673	22,343	21,810	596,058	crane, conveying machine
others	8,188	7,912	7,812	8,062	8,298	8,304	8,737	9,094	9,037	9,543	9,205	9,388	9,826	9,944	9,853	10,004	10,459	10,055	11,411	12,351	12,867	19,727	34,423	15,228	269,728	others
machine	25,149	24,466	22,905	21,440	20,971	20,132	19,027	18,188	17,723	16,950	14,347	14,418	14,462	14,039	13,474	13,106	12,649	12,191	12,014	11,929	11,908	11,268	11,472	11,140	385,368	machine

load	8,008	8,170	8,653	7,697	7,790	7,435	7,543	7,940	8,286	7,829	6,692	6,599	6,537	6,669	6,460	6,408	6,456	6,554	6,530	6,910	7,042	7,272	7,392	7,770	174,642	load
environment	6,264	6,088	6,737	5,681	5,774	5,877	5,855	5,682	5,216	5,535	5,181	5,939	7,487	6,346	6,498	6,792	5,704	5,942	6,169	7,445	5,950	6,388	6,432	7,418	148,400	environment
substance, material	14,831	14,351	13,664	12,769	11,840	11,771	11,263	11,414	10,945	9,687	8,076	8,080	8,155	8,316	8,044	8,141	7,473	7,319	7,390	7,260	7,204	6,647	6,665	7,065	228,370	substance, material
total	141,055	139,974	140,149	132,339	132,936	132,248	133,050	134,298	131,478	129,026	114,152	116,733	119,622	119,576	118,157	119,535	116,311	117,910	120,460	127,329	125,611	131,156	149,918	132,355	3,075,378	total

Transition of Causal agents (Middle) of fatal and non-fatal accidents in 0 total in Japan (1999-2022)

Causal (M) agents	1999	2000	2001	2002	2003	2004	2005	2006	2007	2008	2009	2010	2011	2012	2013	2014	2015	2016	2017	2018	2019	2020	2021	2022	total	Causal (M) agents
temporary buildings, establishments	29,140	29,142	30,124	28,388	29,723	29,998	30,100	31,227	29,973	30,333	27,500	28,276	29,357	29,633	28,999	30,285	29,885	31,608	32,105	35,123	34,068	34,443	36,307	36,716	742,453	temporary buildings, establishments
conveying machine	16,292	16,779	16,467	15,654	15,780	15,278	15,025	14,945	14,537	13,860	11,828	12,217	12,312	12,357	12,580	12,431	12,066	11,952	12,379	12,519	12,422	12,288	12,510	12,314	326,792	conveying machine
tools	10,618	10,444	10,704	10,094	10,525	10,553	10,601	10,931	10,851	10,959	9,432	9,522	9,901	9,872	10,069	10,069	9,964	10,287	10,688	10,936	11,557	11,170	11,610	11,530	252,887	tools
no causal agent	4,221	3,975	4,210	4,810	4,855	4,624	5,155	5,163	5,291	5,589	5,959	6,155	6,093	6,428	6,291	6,478	6,749	6,613	7,514	8,635	8,939	10,065	11,276	10,980	156,068	no causal agent
human power machine, tools	7,396	7,382	7,702	7,634	7,460	7,506	7,466	7,572	7,718	7,574	6,747	6,969	6,911	7,366	7,238	7,223	7,123	7,368	7,432	7,884	8,061	8,316	8,576	8,884	181,508	human power machine, tools
vehicle	8,378	8,340	8,498	8,465	8,552	8,901	10,824	10,880	10,687	10,189	9,563	9,554	9,146	9,293	9,165	9,121	8,870	8,835	8,766	8,949	8,487	7,771	8,154	7,872	217,260	vehicle
load	8,008	8,170	8,653	7,697	7,790	7,435	7,543	7,940	8,286	7,829	6,692	6,599	6,537	6,669	6,460	6,408	6,456	6,554	6,530	6,910	7,042	7,272	7,392	7,770	174,642	load
natural environment	6,264	6,088	6,737	5,681	5,774	5,877	5,855	5,682	5,216	5,535	5,181	5,939	7,487	6,346	6,498	6,792	5,704	5,942	6,169	7,445	5,950	6,388	6,432	7,418	148,400	natural environment
materials	13,682	13,175	12,418	11,532	10,665	10,623	10,100	10,242	9,838	8,702	7,245	7,230	7,188	7,395	7,138	7,215	6,601	6,401	6,487	6,400	6,273	5,835	5,870	6,261	204,516	materials
general machine	9,876	9,925	9,608	9,228	9,111	8,797	8,226	7,983	7,791	7,631	6,788	6,748	6,663	6,434	6,264	5,928	5,928	5,740	5,781	5,682	5,757	5,381	5,402	5,360	172,032	general machine
other causal agent	3,292	3,394	3,019	2,693	2,891	3,165	3,115	3,431	3,206	3,367	2,797	2,859	3,365	3,088	3,168	3,141	3,386	3,190	3,603	3,374	3,672	9,486	22,953	3,998	103,653	other causal agent
other equipments, facilities	2,600	2,643	2,715	2,565	2,433	2,800	2,923	2,961	3,086	3,150	2,827	3,123	2,931	3,101	3,143	3,266	3,190	3,338	3,103	3,348	3,368	3,476	3,808	3,924	73,822	other equipments, facilities
metal manufacturing machine	5,926	5,666	5,115	4,675	4,619	4,545	4,292	4,260	4,142	3,790	2,713	2,897	3,080	3,016	2,759	2,819	2,641	2,532	2,503	2,527	2,446	2,242	2,346	2,263	83,814	metal manufacturing machine
crane	3,033	3,108	2,996	2,820	2,760	2,625	2,664	2,545	2,419	2,405	1,898	1,861	1,839	1,822	1,828	1,855	1,708	1,672	1,647	1,782	1,802	1,614	1,679	1,624	52,006	crane

woodworking machine	5,803	5,644	5,090	4,652	4,604	4,152	3,835	3,482	3,515	3,255	2,837	2,768	2,725	2,515	2,393	2,355	2,059	1,989	1,835	1,828	1,824	1,770	1,775	1,553	74,258	woodworking machine
construction machine	2,829	2,569	2,479	2,311	2,120	2,126	2,120	1,971	1,788	1,785	1,595	1,572	1,590	1,649	1,660	1,642	1,505	1,483	1,426	1,426	1,462	1,457	1,513	1,501	43,579	construction machine
hazards, harmful substances	1,149	1,176	1,246	1,237	1,175	1,148	1,163	1,172	1,107	985	831	850	967	921	906	926	872	918	903	860	931	812	795	804	23,854	hazards, harmful substances
electric equipment	337	324	328	292	268	315	287	247	293	313	238	246	250	261	252	272	263	276	293	335	301	299	357	337	6,984	electric equipment
power transmission mechanism	655	588	552	532	473	460	511	456	440	445	379	401	377	374	367	338	392	319	363	351	301	293	313	324	10,004	power transmission mechanism
unclassifiable	675	543	583	559	552	515	467	500	540	587	449	374	368	428	394	385	324	252	294	342	256	176	194	250	10,007	unclassifiable
kiln, caldron	231	253	264	242	260	246	223	237	219	234	227	231	188	193	219	203	196	165	221	208	264	214	221	235	5,394	kiln, caldron
welding equipment	355	344	343	322	282	299	305	261	301	287	235	184	183	197	214	218	193	207	187	214	196	168	175	190	5,860	welding equipment
mobile silviculture machine																	91	96	68	77	87	106	83	116	724	mobile silviculture machine
pressure vessel	188	185	210	167	176	149	150	129	147	138	130	101	104	134	104	103	83	109	101	93	84	74	90	77	3,026	pressure vessel
chemical facilities	47	43	27	47	44	59	57	45	40	40	26	25	33	33	17	38	29	32	24	43	30	21	47	31	878	chemical facilities
engine	60	74	61	42	44	52	43	36	47	44	35	32	27	51	31	24	33	32	38	38	31	19	40	23	957	engine
total	141,055	139,974	140,149	132,339	132,936	132,248	133,050	134,298	131,478	129,026	114,152	116,733	119,622	119,576	118,157	119,535	116,311	117,910	120,460	127,329	125,611	131,156	149,918	132,355	3,075,378	total

Transition of Causal agents (Small) of fatal and non-fatal accidents in 0 total in Japan (1999-2022)

Causal (S) agents	1999	2000	2001	2002	2003	2004	2005	2006	2007	2008	2009	2010	2011	2012	2013	2014	2015	2016	2017	2018	2019	2020	2021	2022	total	Causal (S) agents
passage			9,055		9,058		10,174	10,336	9,946	10,636	9,794	10,378	11,112	11,340	11,043	11,746	11,404	13,046	13,283	15,395	14,401	15,042	16,969	16,776	240,934	passage
no causal agent			4,210		4,855		5,155	5,163	5,291	5,589	5,959	6,155	6,093	6,428	6,291	6,478	6,749	6,613	7,514	8,635	8,939	10,065	11,276	10,980	138,438	no causal agent
truck			11,480		10,876		10,304	10,228	9,923	9,445	8,253	8,548	8,547	8,677	8,995	8,817	8,664	8,502	8,797	8,870	8,760	8,890	9,011	8,788	184,375	truck
load			7,791		7,077		6,837	7,227	7,576	7,146	6,106	6,009	6,009	6,080	5,917	5,950	5,997	6,103	6,134	6,487	6,581	6,841	6,995	7,338	132,201	load
cars, bus, motorcycle			7,633		7,718		9,931	10,039	9,761	9,414	8,828	8,854	8,431	8,516	8,509	8,496	8,281	8,279	8,179	8,396	7,913	7,311	7,634	7,320	169,443	cars, bus, motorcycle
stairs, landing stage			4,760		5,048		5,151	5,575	5,476	5,467	5,088	4,992	5,133	5,118	4,986	5,337	5,320	5,618	5,786	5,950	6,270	6,343	6,597	6,725	110,740	stairs, landing stage
other tools			4,022		4,131		4,233	4,572	4,534	4,848	3,873	3,945	4,220	4,080	4,303	4,371	4,481	4,733	5,066	5,109	5,568	5,180	5,553	5,582	92,404	other tools

ladder			5,867		5,651		5,610	5,653	5,613	5,464	5,041	5,061	5,199	5,309	5,269	5,250	5,034	5,086	5,178	5,410	5,571	5,621	5,663	5,569	108,119	ladder
other environments			2,851		2,368		2,848	2,605	2,174	2,515	2,351	2,608	3,021	3,294	3,407	3,944	2,924	3,321	3,484	3,968	2,987	3,230	3,758	4,477	62,135	other environments
human power hauling equipment			2,616		2,770		3,102	3,296	3,420	3,635	3,281	3,464	3,532	3,714	3,654	3,796	3,821	4,249	4,281	4,593	4,493	4,528	4,332	4,208	74,785	human power hauling equipment
other causal agent			3,019		2,891		3,115	3,431	3,206	3,367	2,797	2,859	3,365	3,088	3,168	3,141	3,386	3,190	3,603	3,374	3,672	9,486	22,953	3,998	91,109	other causal agent
building, establishment			4,631		4,258		4,172	4,498	4,348	4,267	3,931	4,020	4,244	4,047	4,061	3,713	3,862	3,746	4,058	4,196	3,739	3,895	3,973	3,926	81,585	building, establishment
other equipment, facilities			2,715		2,433		2,923	2,961	3,086	3,150	2,827	3,123	2,931	3,101	3,143	3,266	3,190	3,338	3,103	3,348	3,368	3,476	3,808	3,924	63,214	other equipment, facilities
working platform, boot board			3,846		4,033		3,462	3,793	3,803	3,979	3,481	3,627	3,440	3,434	3,396	3,714	3,693	3,578	3,780	4,035	3,775	3,515	3,400	3,841	73,625	working platform, boot board
metal material			6,771		5,751		5,534	5,629	5,427	4,893	3,850	3,822	3,749	3,901	3,663	3,809	3,509	3,463	3,595	3,548	3,394	3,070	3,131	3,320	83,829	metal material
other temporary buildings, establishments			2,599		2,791		2,777	2,813	2,544	2,522	2,376	2,538	2,393	2,584	2,434	2,781	2,887	2,976	2,734	2,883	3,269	3,359	3,105	3,303	55,668	other temporary buildings, establishments
hand tool			4,784		4,451		4,138	4,052	4,077	3,730	3,324	3,333	3,201	3,492	3,406	3,245	3,145	2,972	2,987	3,122	3,068	3,121	3,238	3,204	70,090	hand tool
other general power machines			5,335		5,064		4,430	4,507	4,309	4,126	3,626	3,571	3,576	3,371	3,282	3,158	3,184	3,083	3,071	3,176	3,206	2,954	3,020	2,993	73,042	other general power machines
forklift			2,621		2,613		2,607	2,570	2,534	2,404	1,954	1,916	2,054	1,982	1,904	1,898	1,890	1,977	1,997	2,113	2,145	1,989	2,028	2,092	43,288	forklift
other materials			2,286		2,127		1,977	2,211	2,134	1,890	1,710	1,741	1,761	1,832	1,798	1,760	1,676	1,501	1,486	1,451	1,504	1,435	1,458	1,581	35,319	other materials
food manufacturing machine			2,476		2,347		2,267	2,004	2,001	2,152	1,967	1,992	1,992	1,902	1,852	1,723	1,784	1,778	1,744	1,588	1,658	1,548	1,503	1,503	37,781	food manufacturing machine
human power cranes			113		115		100	94	97	95	57	66	82	60	65	72	56	62	64	84	406	573	907	1,384	4,552	human power cranes
high/cold temperature environment			652		391		382	516	480	485	300	834	662	709	819	748	656	666	733	1,483	1,087	1,194	847	1,210	14,854	high/cold temperature environment
lumber, bamboo			2,444		2,066		1,947	1,822	1,734	1,427	1,289	1,266	1,270	1,254	1,277	1,198	1,095	1,111	1,070	1,067	1,028	1,007	969	1,031	27,372	lumber, bamboo
conveyor			1,554		1,504		1,376	1,390	1,400	1,339	1,071	1,153	1,092	1,104	1,127	1,131	998	981	1,019	988	967	941	976	935	23,046	conveyor
standing tree			1,506		1,373		1,250	1,163	1,277	1,213	1,374	1,371	1,332	1,141	1,106	1,053	1,086	1,005	965	980	899	953	882	840	22,769	standing tree
scaffolding			2,296		2,035		1,905	1,881	1,838	1,580	1,182	1,053	1,224	1,234	1,318	1,332	1,154	1,093	1,030	1,023	1,116	920	908	813	26,935	scaffolding
roof, beam, haze, crossbeam, principal rafter			2,135		1,859		1,851	1,657	1,360	1,317	1,103	1,187	1,337	1,360	1,246	1,170	1,069	1,030	962	1,080	946	836	814	802	25,121	roof, beam, haze, crossbeam, principal rafter
crane			1,357		1,269		1,252	1,216	1,185	1,175	840	844	871	875	789	840	742	772	785	828	850	725	780	762	18,757	crane

natural ground, rock			1,527		1,424		1,151	1,153	1,071	1,095	966	956	963	964	917	833	873	751	797	745	786	773	777	758	19,280	natural ground, rock
other metal manufacturing machines			1,716		1,480		1,353	1,415	1,341	1,191	821	921	981	956	931	931	796	779	844	831	817	725	788	747	20,364	other metal manufacturing machines
excavating machine			1,108		913		942	823	752	752	663	645	671	696	681	690	573	567	586	593	653	672	650	684	14,314	excavating machine
circular sawing machine			2,370		2,172		1,776	1,641	1,555	1,419	1,199	1,182	1,153	1,094	1,065	1,028	870	839	777	774	805	721	721	653	23,814	circular sawing machine
mobile crane			969		912		870	766	736	768	648	619	588	566	660	630	615	597	564	603	589	570	566	551	13,387	mobile crane
grinding machine, buffing machine			849		797		755	726	816	749	599	633	689	620	561	603	565	569	549	562	560	521	554	518	12,795	grinding machine, buffing machine
other vehicles			793		770		801	758	861	702	660	636	644	713	565	560	539	489	513	488	493	395	441	486	12,307	other vehicles
power press			1,119		1,116		1,030	973	904	785	527	559	649	651	586	602	565	517	559	524	503	452	451	475	13,547	power press
opening			578		493		476	505	494	449	457	395	387	433	429	420	413	456	420	494	502	484	466	474	9,225	opening
other hazards, harmful substances			534		520		524	472	467	419	411	350	452	416	432	445	415	470	475	411	481	456	452	440	9,042	other hazards, harmful substances
machine/equipment as load			862		713		706	713	710	683	586	590	528	589	543	458	459	451	396	423	461	431	397	432	11,131	machine/equipment as load
other powered conveying machines			665		647		623	623	587	543	444	527	521	498	465	478	408	409	464	460	430	376	395	407	9,970	other powered conveying machines
chain saw			646		721		639	604	698	651	689	690	631	571	502	541	503	449	431	407	427	461	467	385	11,113	chain saw
slinging tool			815		743		758	706	704	647	518	516	482	483	497	448	449	468	444	417	418	369	394	379	10,655	slinging tool
roll machine (except printingroll machine)			646		602		566	532	529	509	446	479	416	439	440	424	385	348	417	365	358	354	321	351	8,927	roll machine (except printingroll machine)
stone, sand, substance			917		721		642	580	543	492	396	401	408	408	400	448	321	326	336	334	347	323	312	329	8,984	stone, sand, substance
power transmission mechanism			552		473		511	456	440	445	379	401	377	374	367	338	392	319	363	351	301	293	313	324	7,769	power transmission mechanism
other woodworking machines			1,023		878		763	680	713	634	519	518	551	524	483	475	411	436	390	374	387	349	372	305	10,785	other woodworking machines
leveling, transporting or loading machine			407		381		346	347	306	295	260	293	268	287	279	235	272	251	270	277	234	237	278	262	5,785	leveling, transporting or loading machine
unclassifiable			583		552		467	500	540	587	449	374	368	428	394	385	324	252	294	342	256	176	194	250	7,715	unclassifiable

drill press, milling machine			680		572		558	536	510	494	319	327	323	298	300	299	314	286	232	250	229	220	218	231	7,196	drill press, milling machine
mixer, grinder			389		356		313	324	331	300	262	243	248	284	282	256	250	201	221	224	243	238	225	230	5,420	mixer, grinder
transmission			117		96		116	101	136	142	115	88	101	140	112	123	140	139	163	185	173	138	191	214	2,730	transmission
harmful substance			330		307		341	380	320	272	214	264	294	255	258	230	278	250	238	259	213	192	176	195	5,266	harmful substance
kiln, caldron			205		203		181	182	174	185	173	194	144	151	174	146	145	119	169	170	215	172	179	194	3,475	kiln, caldron
lathe			527		424		395	433	363	385	287	298	306	338	267	241	284	244	210	249	227	222	233	189	6,122	lathe
printing machine			521		470		424	410	390	377	326	304	295	290	263	249	211	224	216	191	176	180	206	179	5,902	printing machine
other construction machines			460		388		421	364	330	337	313	292	327	331	322	297	212	227	180	198	168	173	195	175	5,710	other construction machines
demolition machine			131		126		131	125	119	120	112	98	104	105	171	186	192	193	181	164	171	162	186	168	2,945	demolition machine
elevator, lift			321		280		228	268	271	218	214	174	168	189	180	193	184	145	155	176	197	159	171	167	4,058	elevator, lift
vehicle for high lift work			91		95		98	114	112	119	105	92	90	88	81	89	102	105	95	78	119	100	102	119	1,994	vehicle for high lift work
wood planer machine			575		462		360	324	276	325	238	229	219	178	184	163	138	143	128	138	121	131	121	116	4,569	wood planer machine
other powered crane			246		229		234	226	166	169	145	158	156	146	155	145	136	118	108	143	132	130	116	105	3,163	other powered crane
inflammable substance			218		190		166	197	199	163	127	152	111	147	124	153	112	101	112	106	164	98	110	101	2,851	inflammable substance
water			155		178		183	204	170	182	163	126	1,450	155	184	188	130	148	135	204	160	206	140	99	4,560	water
human power machine			189		124		126	130	124	114	85	106	96	100	113	110	101	85	100	85	94	94	99	88	2,163	human power machine
shearing machine			194		213		176	156	189	160	144	141	120	141	102	132	105	125	95	101	95	91	93	83	2,656	shearing machine
other welding equipment			140		112		106	107	97	115	54	55	48	76	77	86	70	70	68	59	67	59	74	79	1,619	other welding equipment
other electrical equipment			138		108		106	96	85	105	72	86	99	65	91	89	76	92	88	91	90	116	114	76	1,883	other electrical equipment
felling machine																	48	56	39	37	45	65	40	70	400	felling machine
injection molding machine			194		204		174	146	162	108	119	121	90	104	97	73	73	69	75	95	76	71	84	66	2,201	injection molding machine
railway vehicle			72		64		92	83	65	73	75	64	71	64	91	65	50	67	74	65	81	65	79	66	1,426	railway vehicle
loader			66		66		52	61	43	50	38	36	48	48	37	50	48	47	47	40	57	47	54	59	994	loader
arc welding equipment			107		87		102	97	120	102	96	65	69	64	84	79	69	87	63	73	64	69	66	58	1,621	arc welding equipment

timbering			224		148		132	169	164	116	88	86	87	83	86	72	83	65	52	67	50	49	75	56	1,952	timbering
gas welding equipment			96		83		97	57	84	70	85	64	66	57	53	53	54	50	56	82	65	40	35	53	1,300	gas welding equipment
band sawing machine			235		189		163	118	141	113	104	78	96	79	81	78	69	61	58	59	41	60	49	50	1,922	band sawing machine
hardening machine			175		137		96	111	100	99	88	99	74	78	64	83	84	79	57	52	66	52	58	49	1,701	hardening machine
inflammable gas			116		108		88	93	94	106	59	63	95	85	61	79	49	80	59	70	59	55	37	49	1,505	inflammable gas
other pressure vessels			117		105		76	63	76	82	71	54	61	75	59	63	47	65	49	55	38	41	57	48	1,302	other pressure vessels
electric power facilities			73		64		65	50	72	66	51	72	50	56	49	60	47	45	42	59	38	45	52	47	1,103	electric power facilities
foundation work machine			107		80		86	87	69	63	54	53	56	64	62	62	70	61	57	64	51	61	44	44	1,295	foundation work machine
abnormal environment			46		40		41	41	44	45	27	44	59	83	65	26	35	51	55	65	31	32	28	34	892	abnormal environment
chemical facilities			27		44		57	45	40	40	26	25	33	33	17	38	29	32	24	43	30	21	47	31	682	chemical facilities
hollow chisel mortiser, wood borer			131		86		66	53	66	53	43	37	33	35	42	31	36	30	26	33	18	25	14	28	886	hollow chisel mortiser, wood borer
industrial dryer			29		20		30	24	21	25	29	21	26	23	25	27	16	16	29	16	28	25	22	25	477	industrial dryer
engine			61		44		43	36	47	44	35	32	27	51	31	24	33	32	38	38	31	19	40	23	729	engine
industrial robot			26		47		36	36	51	34	29	26	30	31	30	29	26	24	26	26	22	24	29	21	603	industrial robot
mobile logging machine																27	20	19	24	21	18	15	21		165	mobile logging machine
rough terrain hauler			48		41		33	31	19	37	43	20	23	17	22	25	28	18	34	25	30	23	24	20	561	rough terrain hauler
forging pressure hammer			30		17		25	21	19	26	16	18	12	12	12	11	12	12	14	10	15	11	9	20	322	forging pressure hammer
explosive substance			47		48		44	29	27	22	19	21	15	17	31	18	17	16	14	14	14	11	18	19	461	explosive substance
pressure vessel			65		52		42	39	35	39	36	24	29	41	26	18	29	31	38	22	29	23	23	17	658	pressure vessel
centrifugal machine			21		21		16	24	18	25	13	12	16	13	18	16	15	13	11	17	18	12	14	17	330	centrifugal machine
chamfering machine, router, woodworking milling machine			110		96		68	62	66	60	45	34	42	34	36	39	32	31	25	43	25	23	31	16	918	chamfering machine, router, woodworking milling machine
other kiln, caldron			30		37		12	31	24	24	25	16	18	19	20	30	35	30	23	22	21	17	20	16	470	other kiln, caldron

cargo lifting appliance			20		12		14	10	14	6	5	10	16	5	12	11	5	13	14	12	16	11	15	16	237	cargo lifting appliance
skyline yarding machine																	12	15	7	11	15	11	16	15	102	skyline yarding machine
lumberyard equipment, logging cableway			63		45		50	42	35	44	34	39	24	34	21		19	21	11	12	9	11	16	12	542	lumberyard equipment, logging cableway
boiler			28		19		32	27	36	17	23	23	14	18	19	22	7	13	14	16	17	10	10	12	377	boiler
railway equipment			33		28		29	36	29	37	24	15	24	26	28	25	26	13	16	19	31	18	17	10	484	railway equipment
other mobile silviculture machine																	4	5	3	5	6	12	12	10	57	other mobile silviculture machine
gondola			15		10		14	13	8	21	11	12	13	5	11	7	4	5	10	7	8	5	11	9	199	gondola
straddle carrier					5		1	6	2	5	1	2	3	5	2	7	4	5	5	4	2	4	5	3	71	straddle carrier
simple skyline yarding equipment																	3	1		1		3	4	2	14	simple skyline yarding equipment
derrick crane			5		3		2	4	4	4	1	5	3	2		2					1				36	derrick crane
radiation			1		2			1		3	1			1		1	1	1	5				2		19	radiation
total	141,055	139,974	140,149	132,339	132,936	132,248	133,050	134,298	131,478	129,026	114,152	116,733	119,622	119,576	118,157	119,535	116,311	117,910	120,460	127,329	125,611	131,156	149,918	132,355	3,075,378	total

Transition of workers' age groups of fatal and non-fatal accidents in 0 total in Japan (1999-2022)

Age	1999	2000	2001	2002	2003	2004	2005	2006	2007	2008	2009	2010	2011	2012	2013	2014	2015	2016	2017	2018	2019	2020	2021	2022	total	Age
60 years old or more	21,054	20,354	20,169	19,253	19,452	19,809	20,260	20,457	21,396	23,284	21,818	23,225	24,551	25,138	25,768	27,102	27,097	28,605	30,027	33,246	33,715	34,928	38,574	37,988	617,270	60 years old or more
50-59	38,017	38,270	38,645	36,284	36,181	36,013	36,671	36,989	35,479	33,764	28,783	28,178	28,610	27,591	27,167	27,523	26,875	27,603	28,631	30,385	30,294	32,120	36,576	34,117	780,766	50-59
40-49	27,633	26,144	25,536	23,926	23,896	23,771	23,848	24,416	24,353	24,049	22,318	23,414	24,984	25,771	25,724	26,653	25,913	26,403	26,498	27,489	26,463	27,089	30,507	25,441	612,239	40-49
30-39	22,539	23,701	24,410	24,178	25,657	26,011	26,266	27,393	26,705	25,658	22,545	23,017	22,587	22,293	20,973	20,051	18,879	18,166	18,001	18,199	17,434	18,082	20,938	16,412	530,095	30-39
20-29	27,565	27,372	27,315	24,942	24,031	23,272	22,642	21,909	20,546	19,506	16,473	16,542	16,489	16,113	15,686	15,395	14,784	14,526	14,770	15,288	15,025	16,410	20,712	15,937	463,250	20-29
19 years old or less	4,247	4,133	4,074	3,756	3,719	3,372	3,363	3,134	2,999	2,765	2,215	2,357	2,401	2,670	2,839	2,811	2,763	2,607	2,533	2,722	2,680	2,527	2,611	2,460	71,758	19 years old or less
total	141,055	139,974	140,149	132,339	132,936	132,248	133,050	134,298	131,478	129,026	114,152	116,733	119,622	119,576	118,157	119,535	116,311	117,910	120,460	127,329	125,611	131,156	149,918	132,355	3,075,378	total

Transition of workers' number of workplace of fatal and non-fatal accidents in 0 total in Japan (1999-2022)

Workers scale	1999	2000	2001	2002	2003	2004	2005	2006	2007	2008	2009	2010	2011	2012	2013	2014	2015	2016	2017	2018	2019	2020	2021	2022	total	Workers scale
10-29	40,126	39,543	39,844	37,394	36,799	36,161	35,965	35,595	34,362	33,481	29,788	30,509	31,276	31,454	31,225	31,638	30,602	30,938	31,563	32,871	32,472	33,689	37,982	34,656	819,933	10-29
9 workers or less	43,888	43,532	42,524	39,861	39,412	38,579	36,864	35,940	34,000	32,098	28,133	28,145	28,819	28,296	27,302	27,207	25,670	25,106	25,163	25,755	25,021	24,466	25,852	24,165	755,798	9 workers or less

100-299	15,560	15,112	15,341	14,720	15,515	15,759	16,905	17,821	18,137	18,472	16,544	17,214	17,349	17,399	17,642	17,918	17,822	18,349	18,650	20,241	19,865	21,063	26,068	21,717	431,183	100-299
50-99	16,222	16,166	16,501	15,749	15,944	16,142	16,555	17,021	16,753	16,679	15,201	15,789	16,302	16,294	16,267	16,239	16,231	16,647	17,059	18,451	18,666	19,563	22,511	20,355	409,307	50-99
30-49	18,386	18,634	18,662	17,632	17,929	17,929	17,625	18,204	17,902	18,099	15,774	16,092	16,590	16,777	16,705	17,059	16,903	17,213	17,872	19,084	19,096	19,733	22,109	20,120	432,129	30-49
300 workers or more	6,873	6,987	7,277	6,983	7,337	7,678	9,136	9,717	10,324	10,197	8,712	8,984	9,286	9,356	9,016	9,474	9,083	9,657	10,153	10,927	10,491	12,642	15,396	11,342	227,028	300 workers or more
total	141,055	139,974	140,149	132,339	132,936	132,248	133,050	134,298	131,478	129,026	114,152	116,733	119,622	119,576	118,157	119,535	116,311	117,910	120,460	127,329	125,611	131,156	149,918	132,355	3,075,378	total

Transition of occurred months of fatal and non-fatal accidents in 0 total in Japan (1999-2022)

Month	1999	2000	2001	2002	2003	2004	2005	2006	2007	2008	2009	2010	2011	2012	2013	2014	2015	2016	2017	2018	2019	2020	2021	2022	total	Month
January	11,145	10,646	12,084	10,592	11,125	10,990	10,879	11,619	10,378	11,033	10,107	9,737	10,557	10,434	10,575	10,070	10,033	10,614	10,547	12,180	10,439	10,276	16,043	12,550	264,653	January
July	12,644	12,309	12,427	12,275	11,860	12,023	11,785	11,692	11,715	11,761	10,326	10,463	10,317	10,476	10,674	10,672	10,892	10,290	10,565	11,848	11,945	11,666	12,572	11,605	274,802	July
June	12,165	11,843	11,979	10,836	11,199	11,521	11,487	11,184	11,368	10,817	9,627	10,077	10,199	9,880	9,535	9,755	9,966	9,878	10,024	10,551	10,466	11,398	11,558	11,544	258,857	June
September	12,313	11,927	11,345	10,871	11,265	11,346	10,966	11,236	10,728	10,514	9,157	9,672	10,140	9,581	9,554	9,836	9,694	9,854	9,823	10,643	10,603	11,169	11,769	11,130	255,136	September
March	12,162	12,447	12,577	11,179	11,485	11,701	11,747	11,474	11,604	11,102	9,887	10,227	11,300	10,252	9,832	10,059	10,047	9,867	10,292	10,542	10,367	10,418	12,401	11,013	263,982	March
October	11,948	12,099	12,254	11,776	11,691	11,435	11,055	11,597	11,246	10,923	9,838	9,832	9,857	9,909	10,540	10,112	9,845	9,846	10,627	11,047	10,716	11,204	11,152	10,975	261,524	October
December	10,939	11,086	10,626	10,344	10,504	10,252	11,090	10,387	10,116	9,518	9,053	9,186	9,803	9,496	9,517	9,788	9,010	9,191	9,942	9,609	9,757	12,789	11,037	10,839	243,879	December
February	11,876	12,014	11,507	10,364	10,696	10,669	10,951	11,225	10,530	11,969	9,401	9,792	9,421	10,960	9,429	11,301	9,230	9,799	9,882	10,457	10,191	10,221	12,556	10,700	255,141	February
August	11,802	11,994	11,440	11,060	11,065	10,805	11,323	11,575	11,680	10,362	9,406	10,086	10,331	10,251	9,892	9,662	9,621	9,979	10,233	10,626	10,976	11,350	14,788	10,685	260,992	August
April	11,383	11,017	11,323	10,870	10,744	10,614	10,606	10,378	10,578	10,604	9,337	9,313	8,964	9,310	9,466	9,390	9,388	9,571	9,351	9,724	10,012	10,363	12,804	10,576	245,686	April
May	11,349	11,181	11,535	11,074	10,907	10,257	10,433	10,878	11,039	10,672	8,937	9,075	9,070	9,632	9,437	9,551	9,205	9,444	9,439	10,036	10,056	9,452	12,617	10,386	245,662	May
November	11,329	11,411	11,052	11,098	10,395	10,635	10,728	11,053	10,496	9,751	9,076	9,273	9,663	9,395	9,706	9,339	9,380	9,577	9,735	10,066	10,083	10,850	10,621	10,352	245,064	November
total	141,055	139,974	140,149	132,339	132,936	132,248	133,050	134,298	131,478	129,026	114,152	116,733	119,622	119,576	118,157	119,535	116,311	117,910	120,460	127,329	125,611	131,156	149,918	132,355	3,075,378	total

Transition of prefectures of fatal and non-fatal accidents in 0 total in Japan (1999-2022)

Prefecture	1999	2000	2001	2002	2003	2004	2005	2006	2007	2008	2009	2010	2011	2012	2013	2014	2015	2016	2017	2018	2019	2020	2021	2022	total	Prefecture
Tokyo	9,259	9,084	9,756	9,345	9,789	9,737	9,909	10,078	10,008	10,141	9,101	9,326	9,537	9,782	9,639	9,753	9,376	9,585	9,837	10,486	10,570	10,645	12,877	10,786	238,406	Tokyo
Osaka	10,628	10,823	10,972	10,084	10,368	10,227	10,030	10,215	9,772	9,677	8,529	8,459	8,350	8,364	8,014	8,138	8,041	8,125	8,345	8,972	8,806	8,726	11,299	8,847	223,811	Osaka
Kanagawa	7,055	7,165	7,058	6,748	6,814	6,880	7,191	7,337	7,096	7,119	6,215	6,574	6,593	6,689	6,485	6,639	6,511	6,598	6,551	6,920	7,095	7,617	8,668	7,780	167,398	Kanagawa
Aichi	7,995	8,113	7,962	7,419	7,427	7,476	7,404	7,563	7,292	7,123	6,238	6,485	6,572	6,392	6,534	6,703	6,349	6,360	6,750	7,117	6,986	7,460	7,989	7,575	171,284	Aichi
Hokkaido	8,219	8,250	8,186	7,824	7,455	7,835	7,570	7,687	7,461	6,851	6,392	6,486	6,420	6,512	6,708	6,744	6,568	6,613	6,676	6,836	6,743	7,735	8,146	7,177	173,094	Hokkaido
Saitama	5,215	5,377	5,753	5,354	5,890	5,838	6,058	6,197	6,341	6,099	5,491	5,564	5,460	5,695	5,639	5,990	5,800	5,754	5,824	6,216	6,236	6,769	7,837	7,088	143,485	Saitama
Chiba	4,816	5,062	5,263	5,009	4,956	5,086	4,862	5,317	5,221	5,420	4,964	5,017	4,922	5,130	4,992	5,098	5,016	5,092	5,099	5,535	5,705	5,878	6,745	6,114	126,319	Chiba
Fukuoka	5,780	5,753	5,828	5,679	5,575	5,413	5,714	5,542	5,507	5,322	4,864	4,856	4,878	4,965	4,946	5,077	5,083	5,175	5,281	5,580	5,381	5,906	6,841	5,714	130,660	Fukuoka
Hyogo	6,038	6,038	5,743	5,641	5,632	5,711	5,540	5,499	5,474	5,333	4,568	4,680	4,749	4,670	4,668	4,683	4,679	4,641	4,794	5,042	4,926	5,381	5,967	5,123	125,220	Hyogo

Shizuoka	5,285	5,315	5,122	5,020	4,931	4,769	4,688	4,983	5,038	4,848	4,042	4,180	4,235	4,193	3,986	4,109	4,096	4,157	4,186	4,429	4,454	4,354	4,699	4,546	109,665	Shizuoka
Hiroshima	4,074	3,928	3,959	3,638	3,560	3,734	3,705	3,562	3,530	3,330	2,962	2,949	3,026	3,000	3,024	2,945	2,946	2,982	3,090	3,178	3,164	3,245	3,693	3,137	80,361	Hiroshima
Ibaraki	3,200	3,215	3,213	3,001	2,882	2,890	2,988	3,063	2,993	2,950	2,538	2,686	2,988	2,957	2,757	2,884	2,870	2,845	2,910	3,120	2,966	3,110	3,498	3,028	71,552	Ibaraki
Niigata	3,225	3,173	3,151	2,797	2,795	2,676	2,919	3,041	2,817	2,758	2,398	2,536	2,599	2,597	2,633	2,467	2,345	2,363	2,511	2,680	2,489	2,522	3,204	2,628	65,324	Niigata
Miyagi	2,385	2,369	2,292	2,269	2,451	2,335	2,419	2,550	2,397	2,467	2,078	2,191	3,182	2,620	2,580	2,510	2,282	2,467	2,385	2,589	2,432	2,407	3,038	2,567	59,262	Miyagi
Gunma	3,051	2,901	2,867	2,701	2,662	2,545	2,556	2,607	2,512	2,389	2,090	2,211	2,199	2,204	2,252	2,380	2,182	2,359	2,276	2,432	2,401	2,507	2,735	2,519	59,538	Gunma
Kyoto	2,807	2,925	2,881	2,627	2,736	2,788	2,833	2,816	2,740	2,508	2,362	2,324	2,570	2,469	2,488	2,325	2,468	2,296	2,430	2,478	2,389	2,528	2,840	2,489	62,117	Kyoto
Nagano	2,297	2,206	2,360	2,143	2,213	2,049	2,057	2,136	2,095	2,068	1,850	1,898	1,960	1,954	2,024	2,151	2,092	1,965	2,031	2,164	2,163	2,121	2,405	2,352	50,754	Nagano
Mie	3,012	2,867	2,952	2,665	2,664	2,541	2,555	2,639	2,675	2,518	2,243	2,313	2,257	2,219	2,141	2,132	2,119	2,071	2,161	2,230	2,243	2,188	2,609	2,316	58,330	Mie
Gifu	2,929	2,876	2,803	2,611	2,607	2,528	2,518	2,579	2,519	2,398	1,968	2,100	2,001	2,005	2,019	1,963	1,941	1,982	2,012	2,193	2,071	2,150	2,536	2,263	55,572	Gifu
Okayama	2,332	2,319	2,392	2,222	2,270	2,386	2,343	2,212	2,274	2,207	1,819	1,893	1,966	2,023	1,968	1,956	1,914	1,821	2,113	2,199	2,121	2,337	2,501	2,179	51,767	Okayama
Fukushima	2,264	2,239	2,150	2,040	2,041	1,969	2,101	2,115	2,012	2,068	1,761	1,786	1,880	2,028	2,080	2,084	1,909	1,957	1,839	2,037	1,927	2,001	2,465	2,128	48,881	Fukushima
Kagoshima	1,989	1,969	1,900	1,917	1,910	1,916	1,943	1,885	1,824	1,813	1,615	1,699	1,686	1,701	1,750	1,729	1,751	1,985	1,961	1,936	2,010	2,100	2,256	2,082	45,327	Kagoshima
Tochigi	2,164	2,080	2,086	1,967	1,992	1,883	2,015	1,952	1,909	2,035	1,722	1,734	1,730	1,870	1,786	1,818	1,832	1,850	1,846	1,930	1,931	1,997	2,312	2,058	46,499	Tochigi
Kumamoto	2,248	2,189	2,081	1,944	1,997	1,961	1,900	1,990	2,025	1,871	1,741	1,773	1,794	1,679	1,800	1,689	1,763	1,929	1,937	2,007	1,972	2,079	2,182	2,019	46,570	Kumamoto
Nagasaki	1,796	1,570	1,603	1,615	1,599	1,517	1,478	1,585	1,475	1,483	1,404	1,390	1,406	1,418	1,367	1,458	1,383	1,459	1,459	1,499	1,580	1,717	1,791	1,654	36,706	Nagasaki
Miyazaki	1,674	1,592	1,546	1,523	1,505	1,520	1,511	1,508	1,520	1,465	1,329	1,370	1,352	1,300	1,287	1,299	1,285	1,332	1,298	1,334	1,482	1,576	1,687	1,607	34,902	Miyazaki
Ehime	2,139	2,130	2,128	2,032	1,991	2,060	1,905	1,797	1,780	1,709	1,440	1,537	1,528	1,560	1,461	1,480	1,405	1,452	1,491	1,525	1,490	1,552	1,690	1,516	40,798	Ehime
Iwate	1,666	1,628	1,731	1,400	1,447	1,362	1,472	1,453	1,343	1,355	1,201	1,222	1,709	1,367	1,458	1,478	1,316	1,305	1,353	1,351	1,377	1,358	1,530	1,513	34,395	Iwate
Shiga	1,479	1,521	1,463	1,508	1,531	1,581	1,510	1,650	1,529	1,634	1,300	1,307	1,341	1,454	1,422	1,404	1,359	1,354	1,342	1,403	1,376	1,464	1,665	1,501	35,098	Shiga
Aomori	1,631	1,389	1,536	1,394	1,321	1,237	1,276	1,205	1,268	1,262	1,132	1,170	1,256	1,310	1,224	1,269	1,054	1,201	1,281	1,278	1,270	1,288	1,641	1,454	31,347	Aomori
Yamaguchi	1,830	1,776	1,708	1,751	1,683	1,639	1,681	1,614	1,474	1,520	1,311	1,296	1,372	1,345	1,247	1,184	1,274	1,308	1,277	1,293	1,322	1,371	1,557	1,328	35,161	Yamaguchi
Nara	1,525	1,423	1,447	1,362	1,425	1,417	1,528	1,421	1,417	1,459	1,411	1,335	1,288	1,350	1,293	1,356	1,260	1,292	1,251	1,387	1,350	1,347	1,613	1,323	33,280	Nara
Okinawa	702	736	760	722	742	811	827	805	894	945	848	903	927	999	987	1,046	980	1,091	1,190	1,175	1,246	1,352	1,611	1,321	23,620	Okinawa
Oita	1,790	1,680	1,635	1,545	1,544	1,475	1,506	1,492	1,474	1,389	1,252	1,185	1,175	1,141	1,177	1,264	1,175	1,214	1,245	1,278	1,270	1,290	1,379	1,301	32,876	Oita
Yamagata	1,478	1,432	1,377	1,316	1,238	1,237	1,297	1,336	1,202	1,215	1,020	1,080	1,173	1,246	1,253	1,171	1,141	1,126	1,125	1,313	1,132	1,190	1,417	1,292	29,807	Yamagata
Saga	1,117	1,136	1,068	1,087	1,060	1,085	1,088	1,125	1,099	1,123	940	1,018	985	1,020	1,129	1,063	1,054	1,089	1,108	1,270	1,182	1,288	1,378	1,231	26,743	Saga
Ishikawa	1,252	1,313	1,346	1,200	1,191	1,247	1,185	1,194	1,175	1,139	1,084	1,085	1,137	1,091	1,053	1,067	1,016	987	1,153	1,250	1,155	1,158	1,357	1,224	28,059	Ishikawa
Kagawa	1,594	1,549	1,475	1,382	1,410	1,410	1,506	1,365	1,410	1,262	1,182	1,177	1,128	1,162	1,119	1,118	1,095	1,118	1,143	1,238	1,233	1,253	1,326	1,182	30,837	Kagawa
Toyama	1,635	1,527	1,549	1,392	1,366	1,371	1,437	1,346	1,241	1,236	1,159	1,119	1,227	1,252	1,110	1,191	1,077	1,073	1,227	1,192	1,103	1,182	1,248	1,155	30,415	Toyama
Akita	1,369	1,352	1,233	1,171	1,126	1,056	1,042	1,145	1,087	1,050	964	1,029	1,035	1,079	1,006	1,019	935	984	965	1,166	1,088	1,087	1,220	1,152	26,360	Akita
Wakayama	1,578	1,511	1,501	1,503	1,476	1,605	1,474	1,392	1,403	1,376	1,203	1,217	1,241	1,182	1,173	1,100	1,119	1,073	1,116	1,153	1,117	1,115	1,250	1,131	31,009	Wakayama
Kochi	1,620	1,582	1,489	1,354	1,364	1,325	1,281	1,159	1,152	1,047	990	1,058	1,063	1,004	922	983	950	945	980	954	946	1,019	965	944	27,096	Kochi

Fukui	1,138	1,104	1,117	957	862	986	937	939	904	904	735	785	900	865	759	831	779	834	817	1,033	899	893	955	923	21,856	Fukui
Tokushima	1,274	1,198	1,163	1,108	1,033	900	1,032	957	907	929	809	822	757	834	826	768	807	807	839	822	794	876	1,017	911	22,190	Tokushima
Yamanashi	816	836	879	810	855	784	830	834	803	869	686	716	762	704	777	805	755	744	726	830	801	745	877	908	19,152	Yamanashi
Shimane	1,039	1,031	1,026	922	949	865	854	863	820	821	749	727	759	708	729	719	697	689	722	744	708	688	825	718	19,372	Shimane
Tottori	646	722	639	620	601	585	575	548	569	521	452	465	547	467	465	495	462	461	507	535	509	584	577	551	13,103	Tottori
total	141,055	139,974	140,149	132,339	132,936	132,248	133,050	134,298	131,478	129,026	114,152	116,733	119,622	119,576	118,157	119,535	116,311	117,910	120,460	127,329	125,611	131,156	149,918	132,355	3,075,378	total

Data Source : <https://anzeninfo.mhlw.go.jp/user/anzen/tok/anst00.html> MHLW, Jaan

Return to https://www.jisha.or.jp/english/statistics/202312_05.html