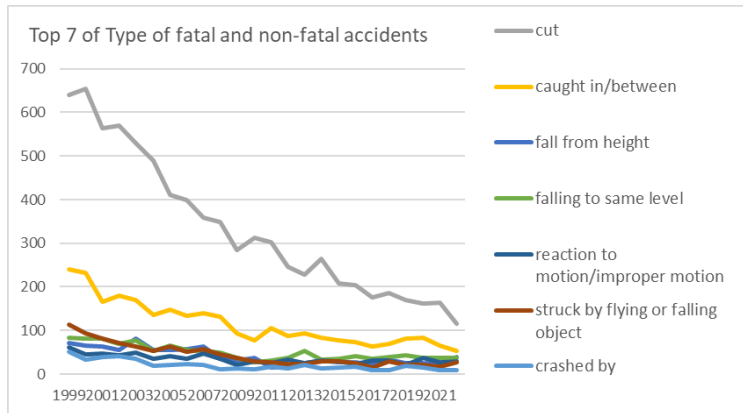
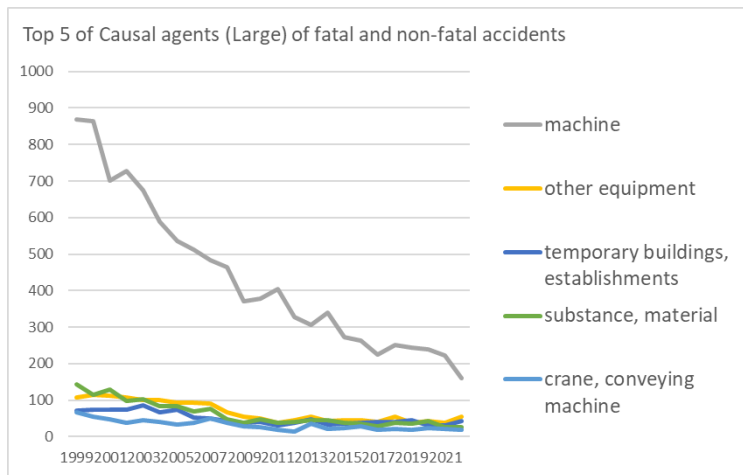


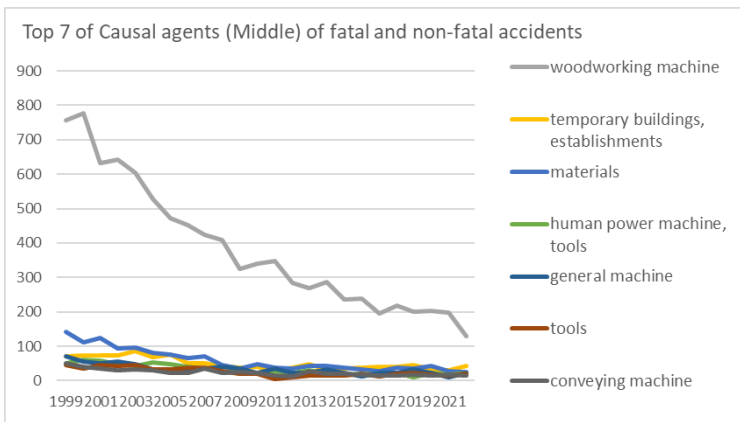
Transition of fatal and non-fatal accidents in 0105 furniture in Japan (1999-2022)



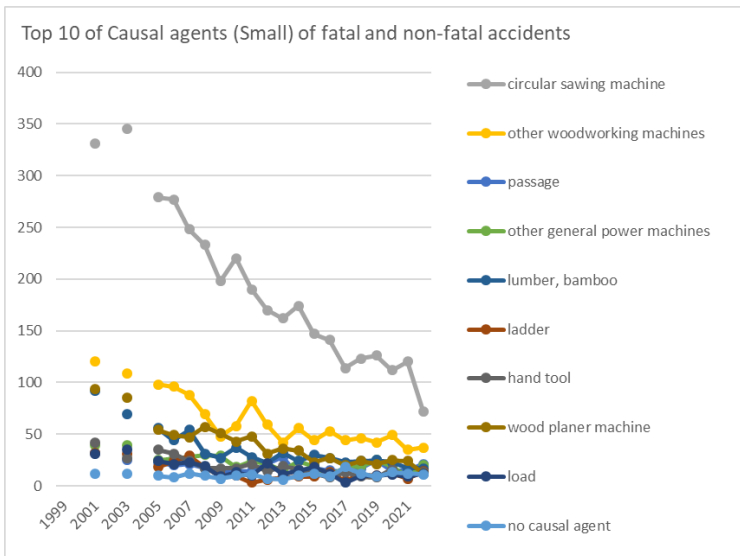
Transition of Top 7 of Type of fatal and non-fatal accidents in 0105 furniture in Japan (1999-2022)



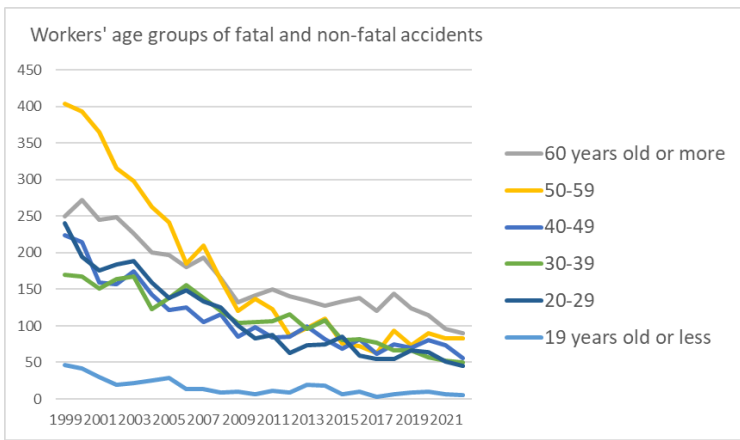
Transition of Top 5 of Causal agents (Large) of fatal and non-fatal accidents in 0105 furniture in Japan (1999-2022)



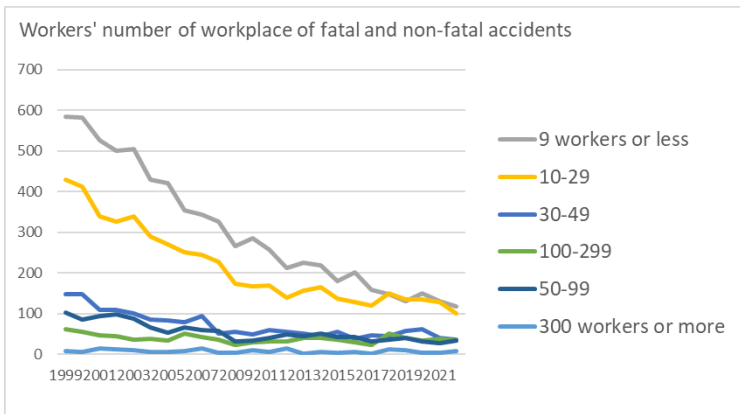
Transition of Top 7 of Causal agents (Middle) of fatal and non-fatal accidents in 0105 furniture in Japan (1999-2022)



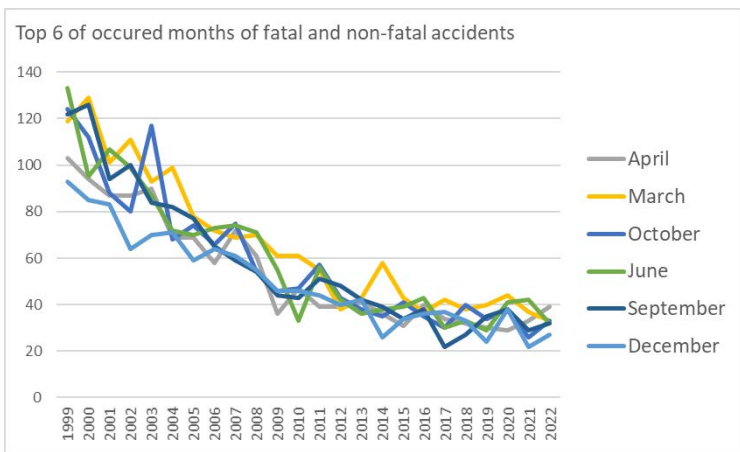
Transition of Top 10 of Causal agents (Small) of fatal and non-fatal accidents in 0105 furniture in Japan (1999-2022)



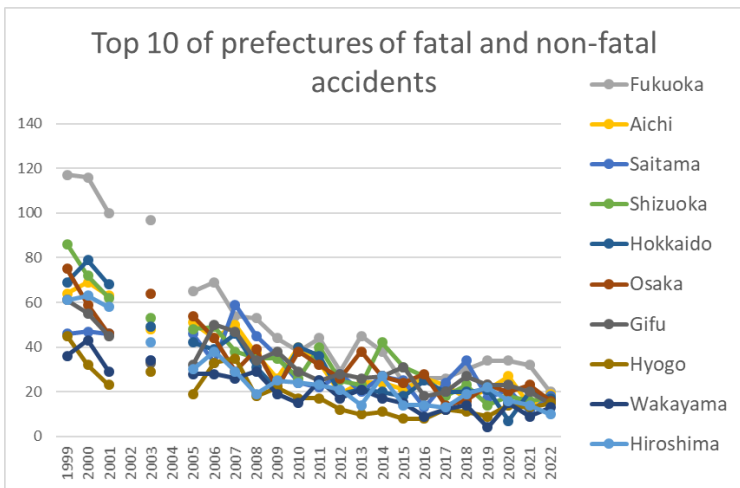
Transition of workers' age groups of fatal and non-fatal accidents in 0105 furniture in Japan (1999-2022)



Transition of workers' number of workplace of fatal and non-fatal accidents in 0105 furniture in Japan (1999-2022)



Transition of Top 6 of occurred months of fatal and non-fatal accidents in 0105 furniture in Japan (1999-2022)



Transition of Top 10 of prefectures of fatal and non-fatal accidents in 0105 furniture in Japan (1999-2022)

Transition of Type of fatal and non-fatal accidents in 0105 furniture in Japan (1999-2022)

Type of accidents	1999	2000	2001	2002	2003	2004	2005	2006	2007	2008	2009	2010	2011	2012	2013	2014	2015	2016	2017	2018	2019	2020	2021	2022	total	Type of accidents
cut	641	654	564	570	529	490	412	399	359	348	284	313	303	247	228	265	209	203	175	185	170	161	163	115	7,987	cut
caught in/between	240	232	165	180	169	136	147	133	140	131	94	78	105	88	93	84	78	73	64	70	81	84	66	53	2,784	caught in/between
fall from height	72	65	64	56	81	55	56	58	63	35	31	37	16	18	26	32	28	28	22	34	26	26	24	40	993	fall from height

falling to same level	84	82	81	70	77	53	65	55	53	49	38	28	31	37	54	34	36	42	35	40	44	37	37	38	1,200	falling to same level
reaction to motion/improper motion	61	46	47	44	49	36	41	35	48	35	22	29	25	33	25	32	30	23	31	31	21	38	28	30	840	reaction to motion/improper motion
struck by flying or falling object	113	94	81	71	63	53	64	51	58	45	37	30	27	24	24	29	30	26	16	30	21	21	18	28	1,054	struck by flying or falling object
crashed by	52	34	39	42	36	20	22	23	21	12	14	11	18	14	21	14	15	17	10	10	19	15	10	10	499	crashed by
crash	18	21	21	20	19	27	17	18	10	16	9	16	12	11	15	15	6	5	5	10	9	11	6	8	325	crash
collapse	22	29	36	11	27	25	23	20	20	12	15	20	12	17	16	10	13	5	8	10	6	10	7	4	378	collapse
traffic accident (public road)	15	8	9	8	6	4	3	4	10	9	2	2	3	1	7	1	1	11	6	4	5	4	1	2	126	traffic accident (public road)
contact to high/low-temperature	6	12	8	10	9	5	7	3	2	3	5	4	5	4	8	1	3	5	5	12	1	2	2	1	123	contact to high/low-temperature
others	3	4	4		5	2	1	2	3	2		1	1			1	2	2	1		4	5			43	others
contact to harmful substance		1	1	3	1	1	2	1	3	2	1			3		1		2	1		1	1			25	contact to harmful substance
injury to the sole of the foot	2	1	1	1	1	2	2	4	1						1	1			1	2					20	injury to the sole of the foot
explosion	1		2		3	2		2	2						1						1				14	explosion
fire		2	1	3	1	1	1		1			1		1		1									13	fire
unclassifiable	2		2		1	1	2												1	1					10	unclassifiable
electric shock												1		1	1			1				1	1		6	electric shock

burst	1						1	1					1												5	burst
drown													3												3	drown
traffic accident (others)	2																								2	traffic accident (others)
total	1,335	1,285	1,126	1,089	1,077	913	866	809	794	699	552	571	562	499	520	521	451	443	381	440	409	416	363	329	16,450	total

Transition of Causal agents (Large) of fatal and non-fatal accidents in 0105 furniture in Japan (1999-2022)

Causal (L) agents	1999	2000	2001	2002	2003	2004	2005	2006	2007	2008	2009	2010	2011	2012	2013	2014	2015	2016	2017	2018	2019	2020	2021	2022	total	Causal (L) agents
machine	869	864	702	727	676	589	537	513	484	465	372	377	405	328	306	339	273	264	226	252	244	239	222	160	10,433	machine
other equipment	107	115	112	108	101	100	93	93	90	68	55	51	37	45	56	44	45	46	40	54	37	44	39	54	1,634	other equipment
temporary buildings, establishments	71	74	73	74	86	68	75	52	51	42	38	40	30	38	47	34	36	38	41	41	45	32	30	43	1,199	temporary buildings, establishments
substance, material	144	114	130	98	103	84	83	69	76	48	39	48	38	41	45	46	39	35	28	37	36	44	27	26	1,478	substance, material
crane, conveying machine	67	56	47	39	46	40	34	38	49	39	28	26	20	15	36	22	23	29	18	22	20	23	22	19	778	crane, conveying machine
load	44	33	37	22	39	17	26	22	25	23	11	14	10	22	11	16	19	12	5	10	11	12	9	13	463	load
others	28	21	21	16	19	12	13	15	13	10	8	12	15	9	11	14	14	12	20	16	10	18	13	13	353	others
environment	5	8	4	5	7	3	5	7	6	4	1	3	7	1	8	6	2	7	3	8	6	4	1	1	112	environment
total	1,335	1,285	1,126	1,089	1,077	913	866	809	794	699	552	571	562	499	520	521	451	443	381	440	409	416	363	329	16,450	total

Transition of Causal agents (Middle) of fatal and non-fatal accidents in 0105 furniture in Japan (1999-2022)

other causal agent	12	8	4	2	6	1	1	6			1	2	4	2	5	3	1	3	2	4	1	5	1	2	76	other causal agent	
vehicle	15	9	5	7	4	4	7	9	11	7	1		3	2	6	1		9	2	4	2	4	2	1	115	vehicle	
natural environment	5	8	4	5	7	3	5	7	6	4	1	3	7	1	8	6	2	7	3	8	6	4	1	1	112	natural environment	
pressure vessel				1	1		1	2	1						1					1				1	9	pressure vessel	
hazards, harmful substances	3	2	6	5	6	3	6	2	4	2	3	1	1	5	2	2		1	1		1	1			57	hazards, harmful substances	
power transmission mechanism	6	7	3	6	2	3	3	1	2	1	1	3	1	2	2	1	2	1		3	1	1	2		54	power transmission mechanism	
kiln, caldron	2	7	1	3	1	3	1	2	2		2	2					1	2	2	5			2		38	kiln, caldron	
welding equipment		1	1	2				2	2		1	1					2	3	2				1		18	welding equipment	
unclassifiable	2	1	5	1	1	2	2	1	1							1	1								18	unclassifiable	
electric equipment		3		1		1		2						1			1						2		11	electric equipment	
construction machine						1	1					1										1			4	construction machine	
engine							1		1																2	engine	
chemical facilities																					1				1	chemical facilities	
mobile silviculture machine																											mobile silviculture machine

total	1,335	1,285	1,126	1,089	1,077	913	866	809	794	699	552	571	562	499	520	521	451	443	381	440	409	416	363	329	16,450	total
-------	-------	-------	-------	-------	-------	-----	-----	-----	-----	-----	-----	-----	-----	-----	-----	-----	-----	-----	-----	-----	-----	-----	-----	-----	--------	-------

Transition of Causal agents (Small) of fatal and non-fatal accidents in 0105 furniture in Japan (1999-2022)

Causal (S) agents	1999	2000	2001	2002	2003	2004	2005	2006	2007	2008	2009	2010	2011	2012	2013	2014	2015	2016	2017	2018	2019	2020	2021	2022	total	Causal (S) agents
circular sawing machine			331		345		279	277	248	233	198	220	190	170	162	174	147	141	114	123	126	112	120	72	3,782	circular sawing machine
other woodworking machines			120		109		98	96	88	69	48	58	82	59	42	56	44	53	44	46	42	49	35	37	1,275	other woodworking machines
passage			32		25		23	20	21	17	14	15	14	21	28	10	17	15	14	17	25	15	15	21	379	passage
other general power machines			39		39		25	26	28	30	29	18	24	21	15	24	19	10	18	19	25	19	9	20	457	other general power machines
lumber, bamboo			92		69		56	44	54	31	27	37	28	22	32	24	30	27	23	24	25	23	17	17	702	lumber, bamboo
ladder			32		31		18	24	29	18	10	10	3	6	8	9	9	13	5	11	10	12	7	14	279	ladder
hand tool			42		27		35	31	24	17	17	17	21	14	19	16	12	8	13	9	8	16	9	13	368	hand tool
wood planer machine			94		85		54	49	47	57	51	43	48	31	36	34	23	27	20	24	21	25	24	12	805	wood planer machine
load			31		35		24	21	23	19	9	13	10	22	11	15	18	12	3	10	10	11	9	12	318	load
no causal agent			12		12		10	8	12	10	7	10	11	7	6	10	12	9	18	12	9	13	12	11	211	no causal agent
human power hauling equipment			16		12		13	9	9	9	11	5	6	8	10	6	6	11	4	14	3	6	6	10	174	human power hauling equipment
other equipment, facilities			6		10		9	6	10	14	4	5	4	10	9	5	8	2	6	5	3	4	3	9	132	other equipment, facilities
truck			18		21		7	13	15	11	11	9	4	4	11	10	7	6	7	3	7	10	10	8	192	truck
metal material			18		11		12	11	14	9	3	3	7	5	5	11	6	5	1	6	8	13	4	6	158	metal material
working platform,																										working platform,

boot board			8		13		12	10	12	9	7	9	3	7	3	11	5	11	4	6	8	2	5	6	151	boot board
chamfering machine, router, woodworking milling machine			50		41		25	16	27	34	13	15	15	15	11	14	11	9	7	19	7	8	15	5	357	chamfering machine, router, woodworking milling machine
other tools			12		14		16	15	10	10	9	11	3	4	6	6	6	7	7	9	12	5	7	5	174	other tools
stairs, landing stage			16		21		12	12	6	9	5	7	3	2	6	6	6	5	9	5	6	9	4	5	154	stairs, landing stage
building, establishment			5		7		13	4	6	5	6	5	5	3	6	3	2		7	7	1	3	2	5	95	building, establishment
forklift			7		6		9	7	6	9	7	8	8	6	10	6	5	6	6	9	7	3	5	4	134	forklift
power press			2		9		9	13	4	7	1	2	5	6	4	3	4	3	6	2	4	6	3	4	97	power press
roll machine (except printingroll machine)			13		10		7	8	8	11	5	5	11	3	7	8	3	3	2	4	4	4	2	3	121	roll machine (except printingroll machine)
other temporary buildings, establishments			3		13		4	2	2	1	2	3	3	3	2	2	2	4	6	1	2	1	3	3	62	other temporary buildings, establishments
hollow chisel mortiser, wood borer			22		15		7	7	12	8	10	2	12	6	10	4	7	8	6	5	2	4		2	149	hollow chisel mortiser, wood borer
other materials			10		16		9	10	4	6	6	7	2	9	5	8	3	2	2	7	2	7	6	2	123	other materials
conveyor			10		5		6	4	13	3	8	5	2	1	5	4	7	6	1	3	3	3	3	2	94	conveyor
drill press, milling machine			3		4		2	4	6	2	2	4	4	2	5	8	1	2	1	2		1	1	2	56	drill press, milling machine
other causal agent			4		6		1	6			1	2	4	2	5	3	1	3	2	4	1	5	1	2	53	other causal agent

elevator, lift			4		4		2	3	1	4		2		1	1		1	2		2		2	2	2	33	elevator, lift
lathe			2				1	1						1		1		1					1	2	10	lathe
band sawing machine			14		7		9	8	3	7	5	3	2	4	7	5	3	1	5	1	2	5	5	1	97	band sawing machine
cars, bus, motorcycle			4		4		3	7	11	6	1		3	2	6	1		9	2	4	2	4	2	1	72	cars, bus, motorcycle
roof, beam, haze, crossbeam, principal rafter			7		3		4	3	2				2	2	2	1	3	3		2	1	2		1	38	roof, beam, haze, crossbeam, principal rafter
machine/equipment as load			6		4		2	1	2	4	2	1				1	1		2		1	1		1	29	machine/equipment as load
high/cold temperature environment					1		2	1		2			2		3	1	1	2	1	7	3	1		1	28	high/cold temperature environment
scaffolding			2		1		4	1	2		2					1	1			1	2		1	1	19	scaffolding
crane			1		1		2	2	1	2		1			2		1		1			1		1	16	crane
opening					3		3			1	2	1							1	2				1	14	opening
other powered conveying machines			1		2				1	1		1		1	1	1	1			1				1	12	other powered conveying machines
stone, sand, substance			4		1			2							1	1			1					1	11	stone, sand, substance
slinging tool			1		1										1	1								1	5	slinging tool
other pressure vessels							1		1						1									1	4	other pressure vessels
human power cranes									1													1		1	3	human power cranes

other metal manufacturing machines			6	7	9	2	5	4	4	3	8	6	4	4	7	5	1	3	5	1	3		87	other metal manufacturing machines
other environments			4	6	3	5	3	1		1	1	1	5	4	1	4	2	1	3	1	1		47	other environments
power transmission mechanism			3	2	3	1	2	1	1	3	1	2	2	1	2	1		3	1	1	2		32	power transmission mechanism
grinding machine, buffing machine				1	7	2	4	2	1		3	1		3	2			1	1	2	2		32	grinding machine, buffing machine
other hazards, harmful substances			3	4	5		1		1	1		1	1	1		1							19	other hazards, harmful substances
kiln, caldron			1	1	1	2	1		2	2							2	3			2		17	kiln, caldron
human power machine			1	4			2		1			2	2	1			1				2		16	human power machine
inflammable substance			2		1	1	2		1		1	2	1	1					1				13	inflammable substance
unclassifiable			5	1	2	1	1							1	1								12	unclassifiable
other powered crane			1	3	1		1		1		2						1		1				11	other powered crane
other welding equipment			1				2		1						1	3	2				1		11	other welding equipment
harmful substance			1	1		1	1	2	1			2					1			1			11	harmful substance
shearing machine			1	1		1	1		2			1	1										8	shearing machine
other vehicles			1		3	2		1															7	other vehicles
other kiln, caldron							1								1	2		2					6	other kiln, caldron
standing tree						1			1	2				1						1			6	standing tree

40-49	224	215	159	157	175	143	122	125	105	116	85	98	84	85	99	82	69	82	62	75	70	80	74	56	2,642	40-49
30-39	170	168	151	164	167	123	138	156	138	121	104	105	106	116	96	108	81	82	77	66	66	57	52	50	2,662	30-39
20-29	241	195	176	184	189	159	138	149	134	125	100	83	88	63	74	75	85	59	55	55	67	64	51	45	2,654	20-29
19 years old or less	46	42	30	19	22	25	29	13	14	9	10	6	11	9	19	18	7	10	3	7	9	10	7	5	380	19 years old or less
total	1,335	1,285	1,126	1,089	1,077	913	866	809	794	699	552	571	562	499	520	521	451	443	381	440	409	416	363	329	16,450	total

Transition of workers' number of workplace of fatal and non-fatal accidents in 0105 furniture in Japan (1999-2022)

Workers scale	1999	2000	2001	2002	2003	2004	2005	2006	2007	2008	2009	2010	2011	2012	2013	2014	2015	2016	2017	2018	2019	2020	2021	2022	total	Workers scale
9 workers or less	585	583	527	501	505	430	420	355	343	325	266	285	258	211	225	218	180	202	158	148	130	150	130	117	7,252	9 workers or less
10-29	430	411	338	326	339	289	270	250	244	228	174	166	168	139	157	164	137	128	120	150	135	135	128	101	5,127	10-29
30-49	148	147	108	109	101	85	83	79	94	50	54	48	59	54	51	45	54	38	47	45	56	61	39	36	1,691	30-49
100-299	62	55	47	44	36	38	34	51	41	35	23	29	32	32	40	39	35	28	22	51	39	34	37	34	918	100-299
50-99	102	84	93	97	87	66	53	66	59	58	31	34	40	49	45	50	41	41	32	35	40	32	26	33	1,294	50-99
300 workers or more	8	5	13	12	9	5	6	8	13	3	4	9	5	14	2	5	4	6	2	11	9	4	3	8	168	300 workers or more
total	1,335	1,285	1,126	1,089	1,077	913	866	809	794	699	552	571	562	499	520	521	451	443	381	440	409	416	363	329	16,450	total

Transition of occurred months of fatal and non-fatal accidents in 0105 furniture in Japan (1999-2022)

Month	1999	2000	2001	2002	2003	2004	2005	2006	2007	2008	2009	2010	2011	2012	2013	2014	2015	2016	2017	2018	2019	2020	2021	2022	total	Month
April	103	94	87	87	90	69	69	58	72	61	36	47	39	39	41	36	31	40	34	32	30	29	33	39	1,296	April
March	119	129	101	111	93	99	78	72	69	70	61	61	55	38	43	58	43	37	42	38	40	44	37	33	1,571	March
October	124	112	88	80	117	68	74	66	75	54	46	47	57	43	38	35	41	35	30	40	34	38	26	33	1,401	October
June	133	95	107	99	87	72	70	73	74	71	55	33	56	42	36	38	39	43	30	33	29	41	42	32	1,430	June
September	122	126	94	100	84	82	77	65	59	54	44	43	51	48	42	39	34	38	22	27	35	38	29	32	1,385	September
December	93	85	83	64	70	71	59	64	61	55	46	46	44	40	42	26	34	36	37	33	24	38	22	27	1,200	December

July	120	108	91	95	95	105	60	68	65	60	42	56	40	48	49	46	41	33	22	42	45	31	33	25	1,420	July
November	106	88	96	90	84	70	78	75	54	57	34	50	43	33	51	31	41	34	37	44	34	27	26	25	1,308	November
May	94	101	97	101	100	72	78	62	62	51	37	42	40	48	41	59	33	32	24	29	33	21	29	24	1,310	May
January	111	105	96	86	82	67	66	67	63	53	55	37	45	37	46	60	44	34	29	45	38	41	32	23	1,362	January
August	101	110	104	73	93	76	73	82	70	42	38	46	58	36	50	47	36	30	33	31	30	41	21	19	1,340	August
February	109	132	82	103	82	62	84	57	70	71	58	63	34	47	41	46	34	51	41	46	37	27	33	17	1,427	February
total	1,335	1,285	1,126	1,089	1,077	913	866	809	794	699	552	571	562	499	520	521	451	443	381	440	409	416	363	329	16,450	total

Transition of prefectures of fatal and non-fatal accidents in 0105 furniture in Japan (1999-2022)

Prefecture	1999	2000	2001	2002	2003	2004	2005	2006	2007	2008	2009	2010	2011	2012	2013	2014	2015	2016	2017	2018	2019	2020	2021	2022	total	Prefecture
Fukuoka	117	116	100		97		65	69	54	53	44	38	44	29	45	38	24	26	26	30	34	34	32	20	1,135	Fukuoka
Aichi	64	69	63		48		51	44	50	37	26	40	33	19	24	24	21	26	23	17	21	27	14	19	760	Aichi
Saitama	46	47	46		34		46	33	59	45	36	24	22	28	20	27	25	13	24	34	17	21	11	18	676	Saitama
Shizuoka	86	72	62		53		48	49	38	35	35	26	40	25	23	42	31	27	18	23	14	18	16	17	798	Shizuoka
Hokkaido	69	79	68		49		42	39	46	31	21	40	36	19	21	20	18	25	20	20	21	7	20	17	728	Hokkaido
Osaka	75	59	46		64		54	44	29	39	22	38	32	26	38	27	24	28	14	16	23	20	23	16	757	Osaka
Gifu	61	55	45		33		32	50	47	34	38	29	25	28	26	27	31	18	20	27	23	23	20	15	707	Gifu
Hyogo	45	32	23		29		19	33	35	18	22	17	17	12	10	11	8	8	12	11	9	14	13	15	413	Hyogo
Wakayama	36	43	29		34		28	28	26	29	19	15	25	17	21	17	15	9	12	14	4	15	9	13	458	Wakayama
Hiroshima	61	63	58		42		30	38	29	19	25	24	23	21	14	27	14	14	13	19	22	16	14	10	596	Hiroshima
Gunma	47	37	41		33		32	26	21	24	21	21	9	17	23	12	18	15	11	17	10	20	7	10	472	Gunma
Tokushima	63	50	41		34		38	27	17	25	14	16	21	23	19	17	20	12	14	19	7	14	9	9	509	Tokushima
Kanagawa	26	25	22		12		17	16	12	10	8	9	8	11	12	15	4	5	5	11	8	9	9	9	263	Kanagawa
Saga	16	19	13		16		9	14	11	13	5	11	15	8	11	7	8	10	8	7	7	8	10	9	235	Saga

Fukui	14	12	16		11		8	11	5	8	9	6	3	5	7	4	3	5	6	13	7	7	7	9	176	Fukui
Niigata	33	45	36		33		25	17	20	17	19	22	16	14	20	13	11	20	22	13	7	15	11	7	436	Niigata
Tochigi	36	30	35		33		24	8	13	11	9	11	13	13	11	10	7	9	9	15	9	12	6	7	331	Tochigi
Nagano	20	18	24		18		17	13	8	8	8	10	7	7	7	10	12	8	4	9	9	7	7	7	238	Nagano
Ibaraki	13	12	7		8		3	10	13	8	8	2	4	4	6	11	4	6	2	4	7	10	6	7	155	Ibaraki
Toyama	10	12	15		18		9	2	9	2	6	4	5	9	7	5	4	7	3	2	7	4	7	7	154	Toyama
Okayama	19	16	12		24		13	13	21	17	10	10	9	11	7	9	6	9	11	5	7	6	13	6	254	Okayama
Fukushima	8	26	14		21		13	14	20	11	4	9	11	11	7	8	13	11	7	5	15	7	6	6	247	Fukushima
Mie	22	19	12		15		14	13	12	18	6	13	5	9	7	6	8	6	9	10	6	7	3	6	226	Mie
Oita	17	15	18		16		17	16	17	17	6	9	8	9	9	10	5	6	5	13	10	7	6	5	241	Oita
Nara	11	15	10		8		14	5	7	11	12	7	9	9	8	5	13	13	8	3	6	5	9	5	193	Nara
Chiba	17	14	12		12		5	8	11	2	6	6	5	5	8	9	6	6	4	4	5	3	2	5	155	Chiba
Ishikawa	15	10	17		4		11	8	7	9	2	8	11	8	3	5	2	4	3		1	7	2	5	142	Ishikawa
Yamaguchi	12	14	9		12		12	6	3	7	5	3	8	4	4	4	7	2	3		7	4	3	5	134	Yamaguchi
Shiga	13	6	9		4		4	8	9	7	5	8	4	8	3	7	6	5	2	1	3	3	6	5	126	Shiga
Tokyo	35	30	36		43		29	21	21	25	29	18	14	13	13	10	13	11	14	9	11	8	7	4	414	Tokyo
Akita	14	24	13		9		6	13	12	12	7	11	7	8	5	11	10	7	5	4	6	6	9	4	203	Akita
Ehime	19	10	12		12		10	8	6	7	4	6	7	6	1	3	3	5	3	1	6	5	3	4	141	Ehime
Yamagata	30	18	24		25		14	19	18	10	5	6	9	9	10	9	14	9	3	8	11	10	6	3	270	Yamagata
Kagawa	32	26	15		19		10	13	17	14	12	8	6	11	10	10	6	5	4	6	5	2	7	3	241	Kagawa
Iwate	9	10	10		15		7	8	5	8	5	4	6	5	3	5	3	4	2	5	4	3	5	3	129	Iwate
Miyagi	9	13	7		13		15	8	6	5	2	4	7	1	8	4	4	3		6	5		2	3	125	Miyagi
Kagoshima	12	10	4		13		10	3	9	5	3	1	2	2	10	4	3	7	3	4	3	5	3	3	119	Kagoshima
Kyoto	12	17	18		12		13	9	8	7	7	3	7	4	4	5	4	8	8	3		3	2	2	156	Kyoto

Miyazaki	15	15	5		8		11	10	6	6	2	6	2	10	4	6	5	11	1	1	9	9	1	2	145	Miyazaki
Aomori	4	8	10		7		5	4	3	2	1	4	4	2	4	6	2	1	3	6		1	3	2	82	Aomori
Yamanashi	6	6	7		5		1	1	3	3	1	2	3	4	5	2	2	2		5	4	1	1	2	66	Yamanashi
Kochi	14	20	18		22		7	4	6	10	6	9	4	3	9	6	3	7	8	3	3	2	4	1	169	Kochi
Shimane	16	17	12		14		6	5	8	4	5	3	3	5	5	5	3	2	5	9	4	3		1	135	Shimane
Nagasaki	12	7	12		13		5	4	7	5	4	3	6	2	2	1	4	2	2	6	4	5	2	1	109	Nagasaki
Kumamoto	11	14	9		16		10	4	6	6	3	3	2	2	3	3	1	3	2		2	1	5	1	107	Kumamoto
Okinawa	6	6	8		8		4	7	2	2	2	3	4	2	1	1	1	2		2	2		1	1	65	Okinawa
Tottori	7	4	3		8		3	6	2	3	3	1	1	1	2	3	2	1			4	2	1		57	Tottori
total	1,335	1,285	1,126	1,089	1,077	913	866	809	794	699	552	571	562	499	520	521	451	443	381	440	409	416	363	329	16,450	total

Data Source : <https://anzeninfo.mhlw.go.jp/user/anzen/tok/anst00.html> MHLW, Jaan

Return to https://www.jisha.or.jp/english/statistics/202312_05.html