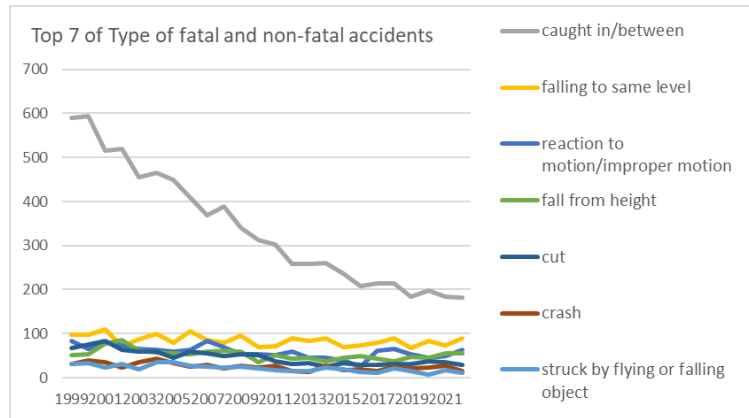
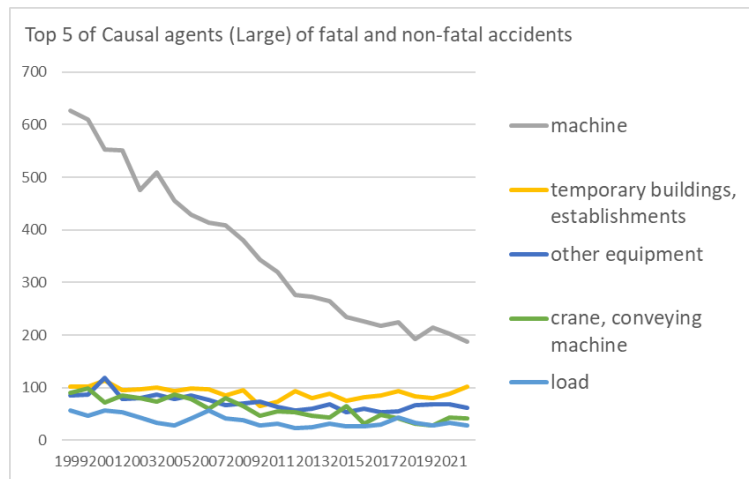


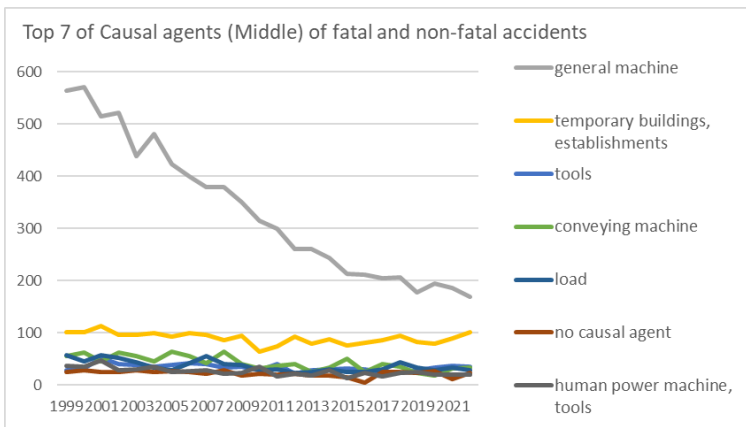
Transition of fatal and non-fatal accidents in 0107 printing/bookbinding in Japan (1999-2022)



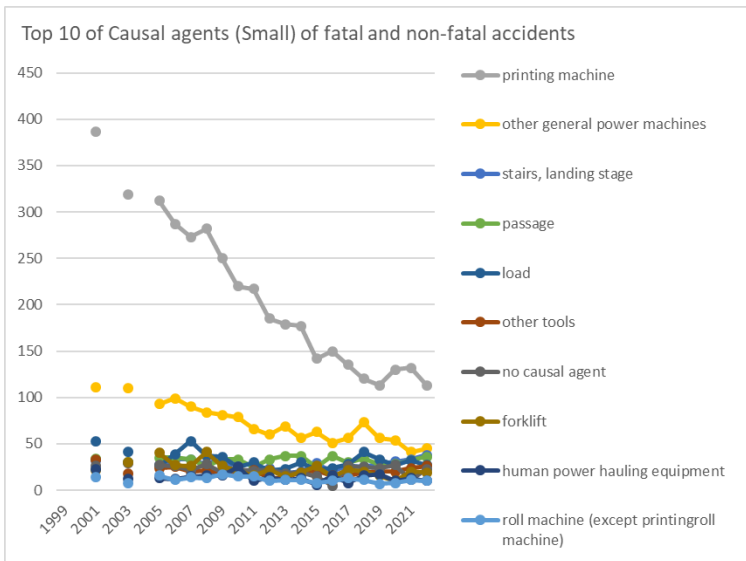
Transition of Top 7 of Type of fatal and non-fatal accidents in 0107 printing/bookbinding in Japan (1999-2022)



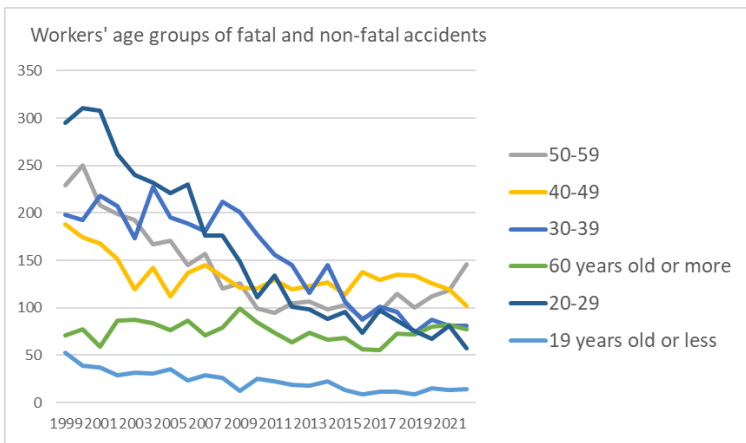
Transition of Top 5 of Causal agents (Large) of fatal and non-fatal accidents in 0107 printing/bookbinding in Japan (1999-2022)



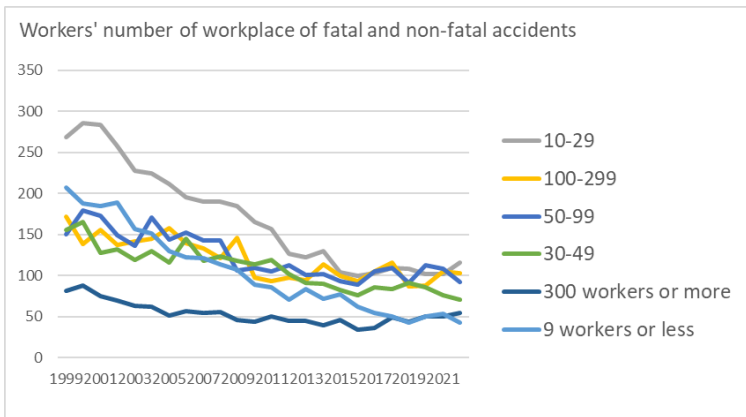
Transition of Top 7 of Causal agents (Middle) of fatal and non-fatal accidents in 0107 printing/bookbinding in Japan (1999-2022)



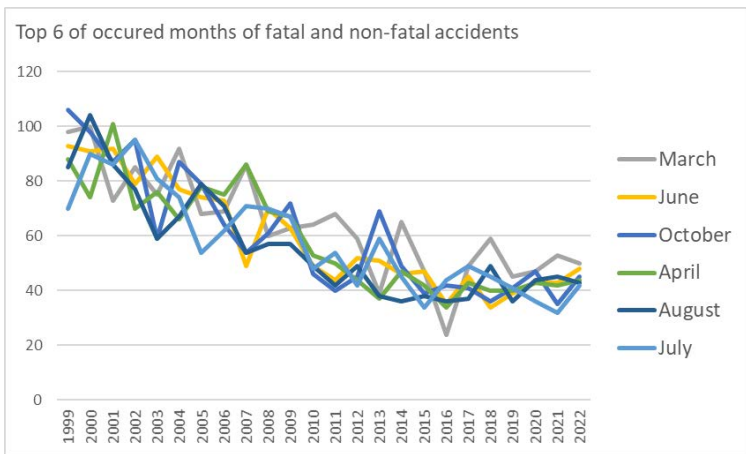
Transition of Top 10 of Causal agents (Small) of fatal and non-fatal accidents in 0107 printing/bookbinding in Japan (1999-2022)



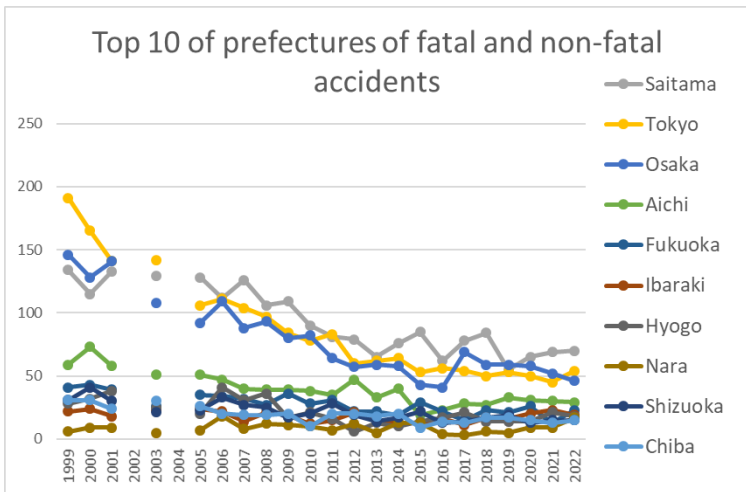
Transition of workers' age groups of fatal and non-fatal accidents in 0107 printing/bookbinding in Japan (1999-2022)



Transition of workers' number of workplace of fatal and non-fatal accidents in 0107 printing/bookbinding in Japan (1999-2022)



Transition of Top 6 of occurred months of fatal and non-fatal accidents in 0107 printing/bookbinding in Japan (1999-2022)



Transition of Top 10 of prefectures of fatal and non-fatal accidents in 0107 printing/bookbinding in Japan (1999-2022)

Transition of Type of fatal and non-fatal accidents in 0107 printing/bookbinding in Japan (1999-2022)

Type of accidents	1999	2000	2001	2002	2003	2004	2005	2006	2007	2008	2009	2010	2011	2012	2013	2014	2015	2016	2017	2018	2019	2020	2021	2022	total	Type of accidents
caught in/between	589	593	516	520	456	466	449	410	368	389	340	312	302	259	258	261	237	208	215	214	184	197	183	182	8,108	caught in/between
falling to same level	97	97	109	71	87	99	79	106	86	79	95	70	72	90	83	90	69	73	80	90	68	83	74	90	2,037	falling to same level

(others)	2			1						1	1													6	(others)	
drown							1						3												4	drown
burst				1					2							1									4	burst
explosion					1								1												2	explosion
total	1,034	1,044	998	934	844	883	810	810	759	746	708	617	610	553	536	546	501	453	489	516	464	487	494	477	16,313	total

Transition of Causal agents (Large) of fatal and non-fatal accidents in 0107 printing/bookbinding in Japan (1999-2022)

Causal (L) agents	1999	2000	2001	2002	2003	2004	2005	2006	2007	2008	2009	2010	2011	2012	2013	2014	2015	2016	2017	2018	2019	2020	2021	2022	total	Causal (L) agents
machine	627	610	552	551	475	509	455	429	413	408	380	344	320	276	273	264	235	226	218	224	192	214	202	188	8,585	machine
temporary buildings, establishments	102	102	113	96	97	100	93	99	97	86	95	65	74	93	80	88	76	82	86	94	83	80	89	102	2,172	temporary buildings, establishments
other equipment	85	87	119	79	81	87	79	86	77	67	70	74	64	56	60	69	53	60	53	55	67	68	68	62	1,726	other equipment
crane, conveying machine	90	98	72	85	80	73	87	78	60	80	66	46	55	53	47	44	65	32	48	41	32	29	44	42	1,447	crane, conveying machine
load	57	46	57	53	44	34	29	42	56	41	39	28	31	23	25	31	26	26	30	44	33	29	33	29	886	load
others	32	44	33	33	35	32	35	37	27	33	24	23	28	27	25	25	19	7	33	32	30	36	32	28	710	others
substance, material	39	51	44	30	29	46	30	34	28	27	27	31	31	23	22	19	24	16	19	16	20	21	22	16	665	substance, material
environment	2	6	8	7	3	2	2	5	1	4	7	6	7	2	4	6	3	4	2	10	7	10	4	10	122	environment
total	1,034	1,044	998	934	844	883	810	810	759	746	708	617	610	553	536	546	501	453	489	516	464	487	494	477	16,313	total

Transition of Causal agents (Middle) of fatal and non-fatal accidents in 0107 printing/bookbinding in Japan (1999-2022)

Causal (M) agents	1999	2000	2001	2002	2003	2004	2005	2006	2007	2008	2009	2010	2011	2012	2013	2014	2015	2016	2017	2018	2019	2020	2021	2022	total	Causal (M) agents
general machine	564	571	514	522	438	480	423	400	379	379	351	314	300	260	260	244	213	211	204	206	178	194	186	169	7,960	general machine
temporary buildings, establishments	102	102	113	96	97	100	93	99	97	86	95	65	74	93	80	88	76	82	86	94	83	80	89	102	2,172	temporary buildings, establishments
tools	29	32	52	40	39	36	39	43	41	34	35	29	41	22	29	31	32	31	25	23	28	34	37	35	817	tools
conveying machine	56	62	46	62	56	45	64	55	43	64	41	32	38	41	26	33	50	25	40	35	23	18	32	34	1,021	conveying machine
load	57	46	57	53	44	34	29	42	56	41	39	28	31	23	25	31	26	26	30	44	33	29	33	29	886	load
no causal agent	25	28	26	26	29	25	27	26	22	28	19	22	21	22	18	19	15	5	26	25	24	27	11	23	539	no causal agent
human power machine, tools	37	36	48	28	30	35	25	27	28	22	24	36	17	22	19	28	13	23	17	23	26	21	21	21	627	human power machine, tools
materials	33	48	36	24	26	42	26	31	26	26	25	26	26	21	18	17	19	16	15	15	19	14	20	14	583	materials
metal manufacturing machine	43	28	24	15	29	19	23	26	30	17	18	23	17	7	8	17	19	12	10	12	5	15	12	12	441	metal manufacturing machine
natural environment	2	6	8	7	3	2	2	5	1	4	7	6	7	2	4	6	3	4	2	10	7	10	4	10	122	natural environment
vehicle	29	31	19	20	19	20	15	22	10	12	18	10	16	8	18	8	11	7	6	4	7	7	9	6	332	vehicle
power transmission mechanism	18	11	8	12	5	7	8	3	4	10	7	7	2	7	5	2	3	2	4	4	5	4	3	5	146	power transmission mechanism

working platform, boot board			21		14		11	14	12	13	7	5	11	14	11	9	10	12	12	14	8	5	6	9	218	working platform, boot board
other materials			22		15		17	15	16	12	17	15	11	11	11	10	13	9	10	7	14	7	15	7	254	other materials
metal material			10		10		9	11	7	10	8	8	14	8	5	6	6	7	5	7	5	7	5	7	155	metal material
conveyor			9		16		11	14	6	12	6	2	8	4	4	6	10	4	9	8	1	5	6	7	148	conveyor
truck			11		6		6	6	9	7	6	3	10	9	6	4	11	4	3	4	5	3	4	7	124	truck
cars, bus, motorcycle			19		17		14	21	10	12	18	10	15	8	17	7	10	6	6	4	7	7	9	6	223	cars, bus, motorcycle
other environments			5		3		1	4		3	4	3	2	1	4	5	3	3	2	6	1	6	4	6	66	other environments
building, establishment			13		16		12	7	7	12	9	8	8	8	8	10	4	6	5	8	8	7	10	5	171	building, establishment
power transmission mechanism			8		5		8	3	4	10	7	7	2	7	5	2	3	2	4	4	5	4	3	5	98	power transmission mechanism
human power cranes									1							1				1	2		4	5	14	human power cranes
other equipment, facilities			16		11		12	15	8	11	9	8	6	12	12	9	7	6	9	6	12	12	7	4	192	other equipment, facilities
hand tool			21		16		12	14	12	5	5	9	5	7	7	10	6	7	5	6	7	10	4	4	172	hand tool
other causal agent			6		6		7	10	3	4	4		7	3	6	5	4	2	6	7	4	9	21	4	118	other causal agent
high/cold temperature environment			2								2	2		1		1		1		3	5	3		4	24	high/cold temperature environment
machine/equipment as load			4		3		3	3	3	4	3	3	1	2	2	1	4	2	2	3		2	1	2	48	machine/equipment as load
power press					3		3	6	4	2	1	3	3		1	2	2		1	1		1	2	2	37	power press

human power machine			4		2			1		1	3	2	2	1	1	5			4			1		2	29	human power machine
circular sawing machine			4		2		1			2	3			2		1		1		1	2		1	2	22	circular sawing machine
transmission							1	1			2					1		1		1		1	2	10	transmission	
scaffolding									1		1			2		1	1				1			2	9	scaffolding
other powered conveying machines			4		4		7	7	2	4	3	6	3	6	1	3	3	2	6	3	1		2	1	68	other powered conveying machines
elevator, lift			4		4		6	1	6	4	5	2		3	1	2	2		1	1	2	2	1	1	48	elevator, lift
opening						2	2		2	3			2	1		1	1	2	1			4	1	22	opening	
other hazards, harmful substances			4		2		1				1	1	1	1	1		1				6	1	1	22	other hazards, harmful substances	
inflammable substance			2		1		2	3	1			2	1		1		2		1					1	17	inflammable substance
roof, beam, haze, crossbeam, principal rafter			2						2					2		1	2	1	2			2	1	1	16	roof, beam, haze, crossbeam, principal rafter
unclassifiable			1				1	1	2	1	1	1		2	1	1			1		2			1	16	unclassifiable
crane			3				2				1			1	1		1		1				1	1	12	crane
injection molding machine			1					1			1									1	1	1		1	7	injection molding machine
other metal manufacturing machines			8		6		3	4	5	2	3	3	1	2		2	1		1	4			1		46	other metal manufacturing machines
harmful substance			2				1			1	1	2	3	1	2	2	2		2	1	1	1	1		23	harmful substance

lumber, bamboo			4		1			3	2	4		3		2	2	1							23	lumber, bamboo				
grinding machine, buffing machine			2		3				1	1			1				2			2		1		13	grinding machine, buffing machine			
other powered crane					1				1		1	2	1		1	1	1					2	1		12	other powered crane		
other vehicles					2		1	1					1		1	1	1	1							9	other vehicles		
mixer, grinder			1		1		1				1			2								1	1		8	mixer, grinder		
food manufacturing machine							1	2				1			2	1							1			8	food manufacturing machine	
lathe			1				1	1	1						1		1					1				7	lathe	
natural ground, rock			1				1		1	1	1												1			6	natural ground, rock	
industrial robot									1					2	1								1				5	industrial robot
slinging tool			1				1		1			1											1				5	slinging tool
water								1						4													5	water
stone, sand, substance								2	1						1												4	stone, sand, substance
other woodworking machines			2									1															3	other woodworking machines
drill press, milling machine			1							1							1										3	drill press, milling machine
railway equipment								1					1			1											3	railway equipment
kiln, caldron			1		1																		1				3	kiln, caldron
other electrical equipment			1									1						1									3	other electrical equipment

wood planer machine																			1	1			2	wood planer machine		
vehicle for high lift work																								1	vehicle for high lift work	
centrifugal machine																								1	centrifugal machine	
other welding equipment																									1	other welding equipment
industrial dryer																									1	industrial dryer
standing tree																									1	standing tree
abnormal environment																									1	abnormal environment
chain saw																									1	chain saw
felling machine																									1	felling machine
mobile crane																									1	mobile crane
other pressure vessels																									1	other pressure vessels
gas welding equipment																									1	gas welding equipment
arc welding equipment																									1	arc welding equipment
other kiln, caldron																									1	other kiln, caldron
electric power facilities																									1	electric power facilities
inflammable gas engine																									1	inflammable gas engine

October	106	98	87	95	59	87	79	64	54	61	72	46	40	45	69	49	39	42	41	36	41	47	35	45	1,437	October
April	88	74	101	70	76	66	78	75	86	69	67	53	50	44	37	47	42	34	43	40	40	43	42	44	1,409	April
August	85	104	86	77	59	67	79	71	54	57	57	49	42	49	38	36	38	36	37	49	36	44	45	43	1,338	August
July	70	90	86	95	81	74	54	62	71	70	67	48	54	42	59	45	34	44	49	45	41	36	32	42	1,391	July
May	74	84	85	93	73	70	56	77	66	61	49	48	55	36	39	45	37	37	25	39	37	39	43	42	1,310	May
January	82	64	68	72	70	70	65	75	56	60	60	51	55	48	42	35	45	42	41	46	39	40	46	40	1,312	January
February	90	104	71	83	71	68	72	61	64	58	47	56	43	50	43	42	49	47	40	43	40	33	48	33	1,356	February
November	88	84	88	65	52	70	64	59	62	56	53	59	51	42	40	45	39	41	38	49	38	34	32	32	1,281	November
December	73	75	76	56	63	62	57	64	51	62	57	36	50	42	32	45	31	41	39	37	29	47	33	30	1,188	December
September	87	76	85	64	76	80	64	60	60	62	53	58	58	44	47	46	53	30	42	39	39	34	42	28	1,327	September
total	1,034	1,044	998	934	844	883	810	810	759	746	708	617	610	553	536	546	501	453	489	516	464	487	494	477	16,313	total

Transition of prefectures of fatal and non-fatal accidents in 0107 printing/bookbinding in Japan (1999-2022)

Prefecture	1999	2000	2001	2002	2003	2004	2005	2006	2007	2008	2009	2010	2011	2012	2013	2014	2015	2016	2017	2018	2019	2020	2021	2022	total	Prefecture
Saitama	134	115	133		129		128	112	126	106	109	90	81	79	65	76	85	62	78	84	55	65	69	70	2,051	Saitama
Tokyo	191	165	141		142		106	111	104	97	84	78	83	60	62	64	53	56	54	50	53	50	45	54	1,903	Tokyo
Osaka	146	128	141		108		92	109	88	93	80	82	64	57	59	58	43	41	69	59	59	58	52	46	1,732	Osaka
Aichi	59	73	58		51		51	47	40	39	39	38	35	47	33	40	19	23	28	27	33	31	30	29	870	Aichi
Fukuoka	41	43	39		26		35	34	32	27	36	28	31	22	22	19	29	22	15	23	21	26	13	23	607	Fukuoka
Ibaraki	22	24	18		23		24	22	14	21	19	12	15	21	14	13	13	16	11	17	16	20	23	19	397	Ibaraki
Hyogo	28	32	38		25		20	41	31	36	17	21	16	6	13	10	14	17	21	14	14	14	21	18	467	Hyogo
Nara	6	9	9		5		7	18	8	12	11	10	7	12	5	13	13	4	3	6	5	9	9	17	198	Nara
Shizuoka	31	41	30		21		23	33	27	25	17	20	28	19	14	17	22	13	14	17	19	13	15	15	474	Shizuoka
Chiba	31	31	24		30		26	20	19	19	20	10	20	20	18	20	9	14	13	17	17	15	13	15	421	Chiba

Hokkaido	25	30	26		14		17	8	13	21	11	10	13	10	15	11	14	9	10	14	12	9	6	12	310	Hokkaido
Kanagawa	30	38	26		25		21	23	17	18	17	17	16	18	17	14	12	11	8	7	16	6	22	11	390	Kanagawa
Okayama	9	11	7		14		16	16	13	17	11	6	8	4	6	15	12	7	10	11	6	9	9	11	228	Okayama
Kyoto	23	28	33		16		27	33	32	21	22	14	23	20	19	29	21	17	18	11	14	14	18	10	463	Kyoto
Gifu	15	18	26		6		23	10	13	16	22	14	11	16	15	10	7	9	9	16	8	7	9	9	289	Gifu
Nagano	16	17	10		8		8	4	7	14	4	7	9	11	13	9	8	7	10	4	9	2	3	8	188	Nagano
Kumamoto	9	10	12		6		6	5	3	2	10	5	11	7	7	3	6	3	2	4	6	5	9	8	139	Kumamoto
Hiroshima	16	23	23		11		8	13	15	5	12	9	4	7	7	5	8	10	8	11	7	5	7	7	221	Hiroshima
Mie	6	12	11		11		8	2	6	9	11	7	3	6	7	4	6	3	8	2	10	7	4	7	150	Mie
Niigata	17	16	28		12		14	15	10	18	8	11	13	6	11	9	10	7	9	13	7	5	10	6	255	Niigata
Shiga	15	9	9		5		7	10	5	7	17	10	9	11	6	7	14	10	9	17	3	11	6	6	203	Shiga
Gunma	11	12	16		9		11	4	11	7	6	10	13	5	9	9	4	9	6	5	3	9	8	6	183	Gunma
Ishikawa	3	11	8		5		7	6	7	7	12	5	5	7	6	9	7	6	7	8	7	7	5	6	151	Ishikawa
Ehime	12	9	9		9		7	6	9	3	5	3	10	4	4	4	2	3	3	4	3	6	5	6	126	Ehime
Kagawa	17	20	11		7		13	23	8	13	16	9	6	11	7	14	13	9	10	9	6	9	10	5	246	Kagawa
Yamagata	6	8	8		4		6	6	4	6	5	6	1	5	6	3	3	2	1	4	3	4	3	5	99	Yamagata
Iwate	8	9	8		2		4	4	3	5	5	4	8	1	5	1	2		2	3	6	4	3	4	91	Iwate
Fukui	4	3	4		4		2	7	4	4	6	3	2	3	2	4	4	5	1	5	2	2	3	4	78	Fukui
Tokushima	2	9	2		4		8	1	2	5	6	3	5	3	2	2	2	3	3		3	4	4	4	77	Tokushima
Akita	4	1	3		2		4	4	3	3	2	4	3	1		3	2	3	1	1	3	1	1	4	53	Akita
Fukushima	8	11	13		10		15	7	10	11	11	7	7	2	8	7	6	5	7	3	3	9	9	3	172	Fukushima
Tochigi	16	9	5		9		5	6	10	6	7	6	6	9	6	5	5	6	5	10	4	8	7	3	153	Tochigi
Kochi	6	3	4		4		5	3	6	3	3	4	2	2	5	4	1		1	3	4	1		3	67	Kochi
Okinawa	5	2	7		9		4	1	8	3	1	5	2	2	4	1	3	2	1	1	1	1		3	66	Okinawa

Kagoshima	4	5	4		2		2	1	2	5	3	1	1	2	4	1	2	2		4	2	2	4	3	56	Kagoshima
Saga	3	3	1		2		6		1	1		2	2	2	3	3	3	1	2	3	1	5	2	3	49	Saga
Miyagi	12	10	12		13		9	9	14	12	9	13	5	8	10	9	3	6	16	6	4	10	10	2	202	Miyagi
Toyama	12	11	5		18		8	4	3	6	4	4	5	5	3	5	3	5	1	7	2	8	5	2	126	Toyama
Aomori	3	3	7		4		5	4	5	3	5	2	4	2	5	1	1	1		1	2	2	4	2	66	Aomori
Shimane	4	5	4		5		2	2	3	3	5	3	2		2	2	2			2	3			2	51	Shimane
Yamanashi	1	2			2		2	2	3	2	3	2	2	3	3	1	2	1	1	2	3	1	5	2	45	Yamanashi
Tottori	4	3			2		2	3	3		3	3	2	1	2		1	1			2		1	2	35	Tottori
Yamaguchi	4	7	9		10		3	4	5	2		6	3	2	2	1	7	7	3	3	1	2	4	1	86	Yamaguchi
Nagasaki	6	3	6		5		3	11	1		3	1	2	4	2	6		3	5		3	1	3	1	69	Nagasaki
Wakayama	2	5	2		5		5	1	5	8	3	3	5	4	2	1	2	5		2	1	2	3		66	Wakayama
Oita	4	4	5		4		4	5	3	3	3	4	2	3	2	3	1	2	4	4	1	2	1		64	Oita
Miyazaki	3	3	3		6		1		3	2	5	5	5	3	4	1	2	5	2	2	1	6	1		63	Miyazaki
total	1,034	1,044	998	934	844	883	810	810	759	746	708	617	610	553	536	546	501	453	489	516	464	487	494	477	16,313	total

Data Source : <https://anzeninfo.mhlw.go.jp/user/anzen/tok/anst00.html> MHLW, Jaan

Return to https://www.jisha.or.jp/english/statistics/202312_05.html