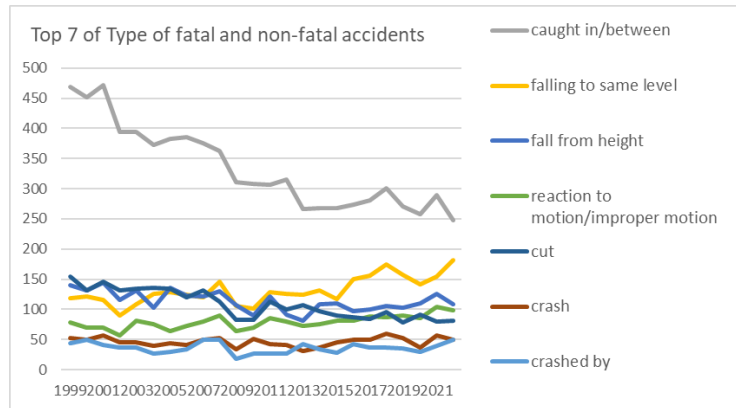
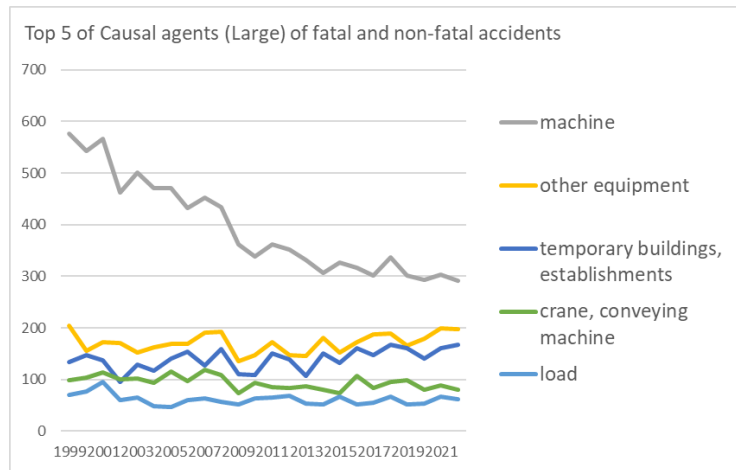


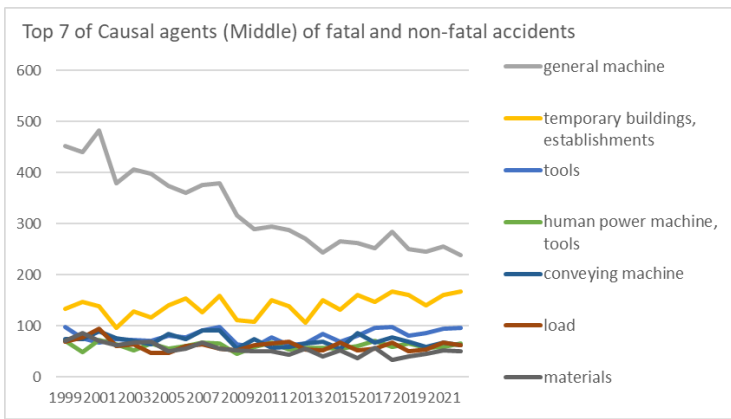
Transition of fatal and non-fatal accidents in 010805 plastics products in Japan (1999-2022)



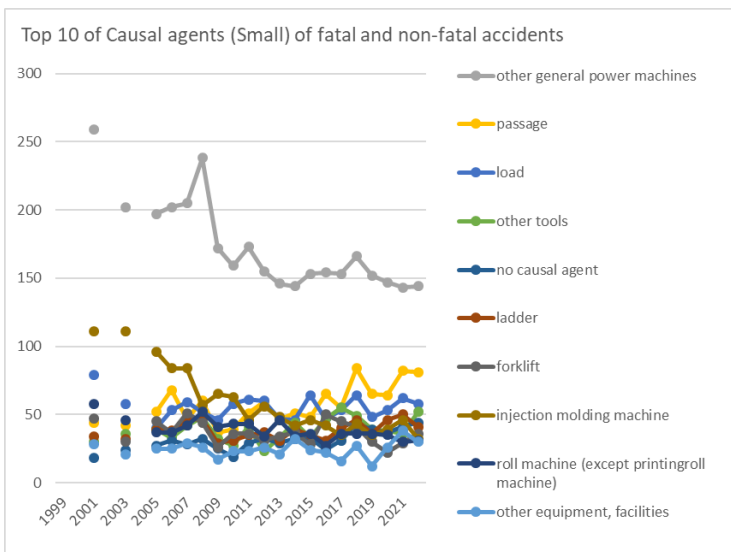
Transition of Top 7 of Type of fatal and non-fatal accidents in 010805 plastics products in Japan (1999-2022)



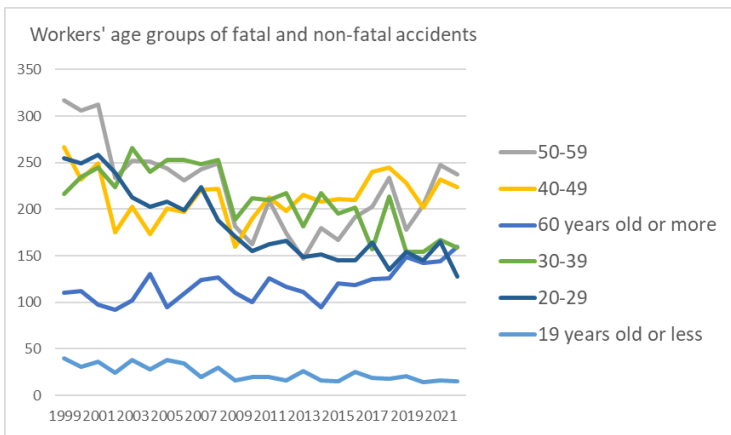
Transition of Top 5 of Causal agents (Large) of fatal and non-fatal accidents in 010805 plastics products in Japan (1999-2022)



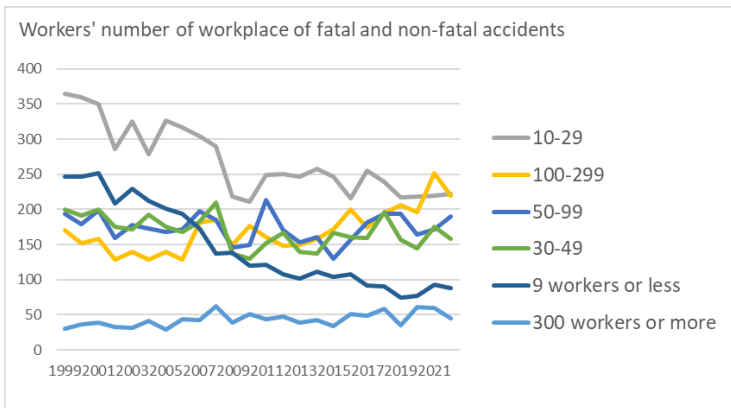
Transition of Top 7 of Causal agents (Middle) of fatal and non-fatal accidents in 010805 plastics products in Japan (1999-2022)



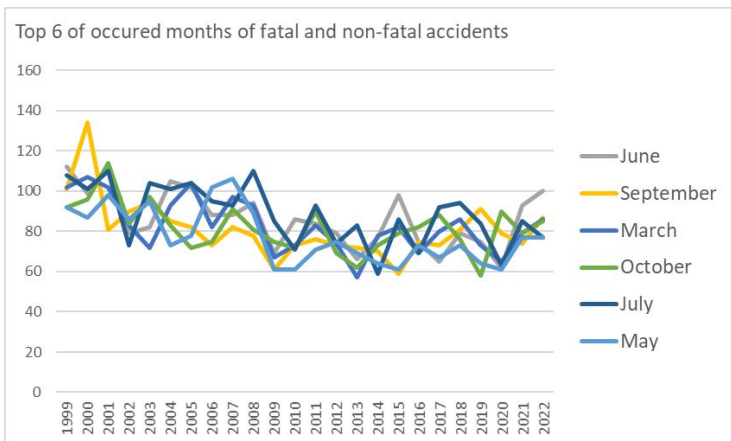
Transition of Top 10 of Causal agents (Small) of fatal and non-fatal accidents in 010805 plastics products in Japan (1999-2022)



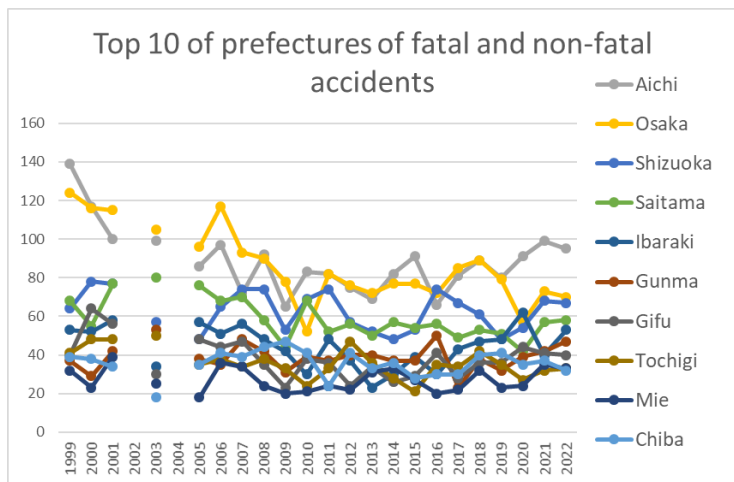
Transition of workers' age groups of fatal and non-fatal accidents in 010805 plastics products in Japan (1999-2022)



Transition of workers' number of workplace of fatal and non-fatal accidents in 010805 plastics products in Japan (1999-2022)



Transition of Top 6 of occurred months of fatal and non-fatal accidents in 010805 plastics products in Japan (1999-2022)



Transition of Top 10 of prefectures of fatal and non-fatal accidents in 010805 plastics products in Japan (1999-2022)

Transition of Type of fatal and non-fatal accidents in 010805 plastics products in Japan (1999-2022)

Type of accidents	1999	2000	2001	2002	2003	2004	2005	2006	2007	2008	2009	2010	2011	2012	2013	2014	2015	2016	2017	2018	2019	2020	2021	2022	total	Type of accidents	
caught in/between	469	451	471	394	394	373	382	385	376	362	311	308	306	315	266	268	268	273	280	301	271	258	290	248	8,020	caught in/between	
falling to same level	119	122	115	90	108	125	129	124	120	146	106	101	128	126	124	132	117	150	156	174	157	141	154	181	3,145	falling to same level	
fall from height	140	132	144	115	132	102	135	123	122	130	107	89	121	91	81	109	110	97	100	105	103	110	126	109	2,733	fall from height	
reaction to motion/improper motion	78	70	69	57	81	76	64	73	80	90	64	69	86	79	72	76	81	81	88	87	89	85	104	99	1,898	reaction to motion/improper motion	
cut	155	131	146	131	134	135	134	120	132	112	82	83	112	100	107	97	89	87	84	96	78	91	80	81	2,597	cut	
crash	53	50	57	45	45	40	44	41	49	53	34	51	42	41	31	37	45	50	49	60	53	36	57	49	1,112	crash	
crashed by	44	50	41	36	36	27	30	33	50	49	18	27	26	26	42	33	28	43	37	36	35	30	40	49	866	crashed by	
struck by flying or																											struck by flying

falling object	89	96	76	64	85	70	58	60	64	65	55	54	58	46	51	72	56	59	50	50	42	41	41	44	1,446	or falling object
contact to high/low-temperature	24	18	32	18	17	30	25	21	24	22	21	24	18	17	21	16	13	18	26	21	20	15	21	21	503	contact to high/low-temperature
collapse	14	25	24	15	18	22	19	30	26	27	11	12	22	20	18	14	26	18	11	17	10	16	13	19	447	collapse
contact to harmful substance	2	3	3	5	6	5	7	5	9	6	4	1	5	3	2	1	3	5	9	6	4	1		6	101	contact to harmful substance
traffic accident (public road)	9	5	11	7	9	8	6	1	15	1	9	10	7	13	7	3	4	5	6	5	16	9	3	5	174	traffic accident (public road)
others	3	2	1		3	3	3	3	3	3	1	7	3	1	1	3	4	2	4	7	3	16	39	5	120	others
injury to the sole of the foot	1	1	1	2	1	1	1						2	2		2	4		1	3		1	1	2	26	injury to the sole of the foot
electric shock	1	1	3	2	2	4		2	2		3	1	2	3		4	2	3	2	2	1	3	1	1	45	electric shock
fire	3	4	2	4	2	1		1	1	1		1		1	2		1		1	1	1	4	1	1	33	fire
explosion		3	1	2		1			2	1	1				2							2		1	16	explosion
burst		1					1						1	2	1			1	1	1				1	10	burst
drown																								1	1	drown
unclassifiable	1			1	1	2	1		5	1	1		1	2	2						1	2			21	unclassifiable
traffic accident (others)								1				1					2		3						7	traffic accident (others)
total	1,205	1,165	1,197	988	1,074	1,025	1,039	1,023	1,080	1,069	828	839	940	888	830	867	853	892	908	972	884	861	971	923	23,321	total

Transition of Causal agents (Large) of fatal and non-fatal accidents in 010805 plastics products in Japan (1999-2022)

Causal (L) agents	1999	2000	2001	2002	2003	2004	2005	2006	2007	2008	2009	2010	2011	2012	2013	2014	2015	2016	2017	2018	2019	2020	2021	2022	total	Causal (L)
-------------------	------	------	------	------	------	------	------	------	------	------	------	------	------	------	------	------	------	------	------	------	------	------	------	------	-------	------------

																											agents
machine	577	542	566	462	501	470	471	432	453	434	361	339	362	352	332	307	327	317	302	337	301	293	303	292	9,433	machine	
other equipment	204	156	173	171	152	163	169	169	191	192	136	147	172	148	145	180	152	172	188	190	165	179	200	197	4,111	other equipment	
temporary buildings, establishments	134	147	138	96	129	117	141	154	127	159	111	109	150	139	107	151	132	160	147	168	161	140	161	167	3,345	temporary buildings, establishments	
crane, conveying machine	99	104	113	100	102	93	115	97	118	109	74	93	85	84	87	80	74	107	84	95	99	81	89	80	2,262	crane, conveying machine	
load	70	77	95	61	65	48	47	61	64	56	52	63	66	69	54	52	67	52	55	67	51	54	67	62	1,475	load	
substance, material	79	95	80	70	78	82	56	62	80	67	60	53	57	49	62	44	59	45	74	44	50	50	57	59	1,512	substance, material	
others	39	41	25	24	38	45	34	41	44	43	30	26	37	38	37	36	38	28	38	53	48	57	83	51	974	others	
environment	3	3	7	4	9	7	6	7	3	9	4	9	11	9	6	17	4	11	20	18	9	7	11	15	209	environment	
total	1,205	1,165	1,197	988	1,074	1,025	1,039	1,023	1,080	1,069	828	839	940	888	830	867	853	892	908	972	884	861	971	923	23,321	total	

Transition of Causal agents (Middle) of fatal and non-fatal accidents in 010805 plastics products in Japan (1999-2022)

Causal (M) agents	1999	2000	2001	2002	2003	2004	2005	2006	2007	2008	2009	2010	2011	2012	2013	2014	2015	2016	2017	2018	2019	2020	2021	2022	total	Causal (M) agents
general machine	452	440	483	379	406	397	374	361	376	379	316	290	295	288	271	244	266	263	252	284	250	246	255	238	7,805	general machine
temporary buildings, establishments	134	147	138	96	129	117	141	154	127	159	111	109	150	139	107	151	132	160	147	168	161	140	161	167	3,345	temporary buildings, establishments
tools	98	76	67	74	72	71	81	77	91	98	65	60	78	63	66	85	70	82	97	98	81	86	94	96	1,926	tools

human power machine, tools	71	49	73	65	53	66	56	61	67	66	46	60	67	54	57	58	56	61	71	59	66	58	60	66	1,466	human power machine, tools
conveying machine	75	74	90	76	71	65	85	75	92	91	55	75	58	60	66	69	56	87	67	78	70	59	68	63	1,725	conveying machine
load	70	77	95	61	65	48	47	61	64	56	52	63	66	69	54	52	67	52	55	67	51	54	67	62	1,475	load
materials	71	87	71	62	68	70	50	56	67	56	53	51	50	44	55	41	52	38	57	34	41	45	53	51	1,323	materials
no causal agent	24	25	18	21	24	26	27	31	28	32	25	19	29	32	29	32	33	24	31	43	39	37	41	44	714	no causal agent
metal manufacturing machine	79	62	59	54	52	44	54	41	46	34	25	30	33	36	36	36	33	31	30	32	30	29	29	39	974	metal manufacturing machine
other equipments, facilities	22	24	28	21	21	23	25	25	29	26	17	23	23	26	21	32	24	22	16	27	12	26	38	30	581	other equipments, facilities
natural environment	3	3	7	4	9	7	6	7	3	9	4	9	11	9	6	17	4	11	20	18	9	7	11	15	209	natural environment
crane	15	25	15	17	19	16	21	18	15	15	10	8	16	12	13	9	14	16	8	14	15	14	15	12	352	crane
woodworking machine	28	28	18	17	30	18	26	22	22	10	12	12	23	20	21	13	20	17	12	15	14	11	12	8	429	woodworking machine
hazards, harmful substances	8	8	9	8	10	12	6	6	13	11	7	2	7	5	7	3	7	7	17	10	9	5	4	8	189	hazards, harmful substances
power transmission mechanism	18	12	5	12	12	9	17	8	8	9	8	7	11	7	4	13	8	5	8	6	6	7	6	6	212	power transmission mechanism
other causal agent	15	15	6	1	11	16	6	8	9	8	4	7	7	5	7	3	5	4	5	9	9	20	41	5	226	other causal agent





other tools			30		36		39	33	42	48	32	27	41	23	33	44	33	47	55	49	39	38	36	52	777	other tools
no causal agent			18		24		27	31	28	32	25	19	29	32	29	32	33	24	31	43	39	37	41	44	618	no causal agent
ladder			34		32		39	38	46	47	29	31	35	37	31	39	35	31	40	46	36	46	50	41	763	ladder
forklift			47		30		45	37	51	44	26	36	36	31	34	37	28	50	45	41	30	22	29	36	735	forklift
injection molding machine			111		111		96	84	84	57	65	63	46	56	48	42	46	42	35	43	35	39	46	32	1,181	injection molding machine
roll machine (except printingroll machine)			58		46		37	37	42	52	41	43	43	34	46	34	36	27	36	36	36	35	30	31	780	roll machine (except printingroll machine)
other equipment, facilities			28		21		25	25	29	26	17	23	23	26	21	32	24	22	16	27	12	26	38	30	491	other equipment, facilities
hand tool			47		24		30	43	33	33	28	33	35	35	30	34	25	28	39	26	31	32	26	29	641	hand tool
other materials			31		28		22	25	35	37	26	29	27	23	26	20	27	19	31	15	20	22	29	29	521	other materials
working platform, boot board			22		30		23	23	25	31	17	23	34	26	17	32	21	22	19	26	26	15	16	28	476	working platform, boot board
human power hauling equipment			20		26		23	17	30	31	14	22	30	19	24	22	29	30	29	32	28	25	26	25	502	human power hauling equipment
stairs, landing stage			38		37		35	25	28	28	31	18	22	27	21	36	30	32	35	27	34	34	35	24	597	stairs, landing stage
mixer, grinder			46		36		31	30	32	22	23	18	22	29	24	17	21	29	21	28	20	20	24	23	516	mixer, grinder
metal material			32		36		26	27	30	16	26	21	20	19	26	18	23	15	23	15	20	22	22	21	458	metal material
other temporary buildings, establishments			14		4		18	14	12	11	9	7	17	7	8	17	12	11	18	13	16	9	11	16	244	other temporary buildings, establishments
truck			23		20		21	17	17	17	16	14	8	16	14	18	13	19	6	17	23	11	13	15	318	truck
building, establishment			19		13		7	17	9	20	14	16	18	16	10	10	15	22	16	13	13	14	13	12	287	building, establishment

other environments			4	6	3	3	2	5	2	3	8	8	3	9	1	7	11	11	3	2	5	12	108	other environments	
human power cranes			1	2		1	2	1	2	1	1		1	1	1	2	1		6	1	7	11	42	human power cranes	
conveyor			17	19		16	20	20	23	10	21	12	13	16	10	14	12	9	15	14	20	22	10	313	conveyor
power press			13	12		13	10	13	8	8	9	6	10	6	7	11	5	10	9	10	4	6	10	180	power press
crane			12	14		18	15	12	13	8	4	13	9	8	7	13	12	7	10	10	11	12	9	217	crane
other metal manufacturing machines			15	15		16	9	16	5	3	10	12	5	14	9	9	7	9	6	7	5	5	8	185	other metal manufacturing machines
power transmission mechanism			5	12		17	8	8	9	8	7	11	7	4	13	8	5	8	6	6	7	6	6	161	power transmission mechanism
drill press, milling machine			13	10		5	5	4	9	6	4	6	8	7	6	8	6	2	9	7	9	8	6	138	drill press, milling machine
lathe			12	8		9	4	3	7	4	5	5	6	3	7	2	7	4	2		4	7	6	105	lathe
circular sawing machine			14	17		21	18	13	7	7	9	19	11	12	8	18	12	12	13	9	9	10	5	244	circular sawing machine
other causal agent			6	11		6	8	9	8	4	7	7	5	7	3	5	4	5	9	9	20	41	5	179	other causal agent
printing machine			8	10		11	6	8	7	9	5	7	12	6	5	5	6	7	8	3	4	8	5	140	printing machine
cars, bus, motorcycle			6	9		9	3	10	2	8	10	10	12	6	2	3	3	9	3	13	8	6	5	137	cars, bus, motorcycle
shearing machine			2	4		4	4	4	2	2		1	4	3	2		3		2	2	2		5	46	shearing machine
machine/equipment as load			16	7		7	8	5	4	6	5	5	9	7	6	3	5	2	3	3	1	5	4	111	machine/equipment as load
grinding machine, buffing machine			4	3		7	9	6	3	2	2	3	3	3	5	3	3	5	4	4	5	3	4	81	grinding machine, buffing machine

high/cold temperature environment			1		1		2	3		3	1	6	3	1	2	6	2	4	8	7	6	4	5	3	68	high/cold temperature environment
slinging tool			3		4		3	6	3	3	4	2	2	3	2	2	2	4	2	3	6	2	8	3	67	slinging tool
harmful substance			2		2		3	4	4	4	3		3	2	2	1	4	5	5	2	4			3	53	harmful substance
inflammable substance			1		6		1		5	3	1			1			2	1	3		3	3	1	3	34	inflammable substance
other powered conveying machines			3		2		2	1	3	6	3	4	2		2	3	1	5	7	5	3	6	4	2	64	other powered conveying machines
industrial robot			1		1		1	1	3	3	5	2	3	2	1	2	3	4		3	4	1	3	2	45	industrial robot
opening							3	2	4	5	1	4	2	1	1	3	1	5	1	1	4	3	2	2	45	opening
elevator, lift			2		5		2	2	3	1	1	2		3	3	2	1	2	1	1	5	2	2	2	42	elevator, lift
roof, beam, haze, crossbeam, principal rafter					2		3	2	2	2	2	1	1	1	1	2	3	1	1	3	1		1	2	31	roof, beam, haze, crossbeam, principal rafter
scaffolding			1		1			3		2		1	4	2	3		2	2	2	1	2	1	1	2	30	scaffolding
unclassifiable			1		3		1	2	7	3	1		1	1	1	1			2	1			1	2	28	unclassifiable
other hazards, harmful substances			5				2	2	3	4	2	2	4	2	2	1		1	8	6	1	2	2	1	50	other hazards, harmful substances
band sawing machine			1		3		2	1	2			1		3	4	1	2	2		2	3	1	2	1	31	band sawing machine
human power machine			5		1		3		2	1	2	4	1		2	1	1	1	2	1	1		1	1	30	human power machine
other woodworking machines					6			1	2	1	1	1		2	1	2		2						1	20	other woodworking machines
industrial dryer					1		1	1		1	3			1		3	1			1	1	1	3	1	19	industrial dryer

other powered crane			1			1	1		1		2	2		2			2		3		1		1	17	other powered crane	
transmission			1		1		1	1			1		2		1		1	1	1		4	1	1	17	transmission	
other electrical equipment					1				1	1	2	1	1					1	1	1	1		1	12	other electrical equipment	
inflammable gas					2						1				2	1	1		1	2	1		1	12	inflammable gas	
other welding equipment												2						1	1			2		1	7	other welding equipment
stone, sand, substance			2												1	1				1	1		1	7	stone, sand, substance	
hollow chisel mortiser, wood borer																							1	6	hollow chisel mortiser, wood borer	
food manufacturing machine																							1	6	food manufacturing machine	
other kiln, caldron																							1	4	other kiln, caldron	
demolition machine																							1	1	demolition machine	
lumber, bamboo			6		4		2	4	2	3	1	1	3	2	2	2	2	4	3	3		1	2	47	lumber, bamboo	
wood planer machine			3		3		3	1	4	2	2		3	3	3	1		1			2			31	wood planer machine	
other vehicles			2		2																		1	13	other vehicles	
chemical facilities																								12	chemical facilities	
kiln, caldron			1																					9	kiln, caldron	
other pressure vessels			1																					6	other pressure vessels	



boiler								1										1							2	boiler
chain saw															1										1	chain saw
leveling, transporting or loading machine			1																						1	leveling, transporting or loading machine
excavating machine																									1	excavating machine
loader									1																1	loader
gas welding equipment			1																						1	gas welding equipment
timbering															1										1	timbering
foundation work machine																										foundation work machine
hardening machine																										hardening machine
forging pressure hammer																										forging pressure hammer
felling machine																										felling machine
mobile logging machine																										mobile logging machine
skyline yarding machine																										skyline yarding machine
other mobile silviculture machine																										other mobile silviculture machine
derrick crane																										derrick crane
cargo lifting appliance																										cargo lifting appliance

gondola																											gondola
lumberyard equipment, logging cableway																											lumberyard equipment, logging cableway
simple skyline yarding equipment																											simple skyline yarding equipment
straddle carrier																											straddle carrier
radiation																											radiation
total	1,205	1,165	1,197	988	1,074	1,025	1,039	1,023	1,080	1,069	828	839	940	888	830	867	853	892	908	972	884	861	971	923	23,321	total	

Transition of workers' age groups of fatal and non-fatal accidents in 010805 plastics products in Japan (1999-2022)

Age	1999	2000	2001	2002	2003	2004	2005	2006	2007	2008	2009	2010	2011	2012	2013	2014	2015	2016	2017	2018	2019	2020	2021	2022	total	Age
50-59	317	306	312	234	252	251	244	231	243	249	182	162	209	174	147	180	167	192	203	234	178	204	247	237	5,355	50-59
40-49	267	232	249	175	203	173	201	197	221	222	160	190	213	198	215	208	211	210	240	245	228	202	232	224	5,116	40-49
60 years old or more	110	112	97	92	102	130	95	109	124	127	110	100	126	117	111	95	120	118	125	126	149	142	144	160	2,841	60 years old or more
30-39	216	235	245	224	266	240	253	253	248	253	189	212	210	217	182	217	195	202	157	214	154	154	167	159	5,062	30-39
20-29	255	249	258	239	213	203	208	199	224	188	171	155	162	166	149	151	145	145	164	135	154	145	165	128	4,371	20-29
19 years old or less	40	31	36	24	38	28	38	34	20	30	16	20	20	16	26	16	15	25	19	18	21	14	16	15	576	19 years old or less
total	1,205	1,165	1,197	988	1,074	1,025	1,039	1,023	1,080	1,069	828	839	940	888	830	867	853	892	908	972	884	861	971	923	23,321	total

Transition of workers' number of workplace of fatal and non-fatal accidents in 010805 plastics products in Japan (1999-2022)

Workers scale	1999	2000	2001	2002	2003	2004	2005	2006	2007	2008	2009	2010	2011	2012	2013	2014	2015	2016	2017	2018	2019	2020	2021	2022	total	Workers scale
10-29	365	360	350	286	325	278	327	317	304	290	218	211	249	250	247	258	246	216	255	239	217	218	219	222	6,467	10-29
100-299	170	152	158	128	139	128	139	129	181	185	150	177	161	148	150	158	172	200	174	195	206	196	252	220	4,068	100-299

50-99	194	179	198	159	178	173	168	171	197	185	146	150	213	170	153	160	130	157	181	194	194	164	172	190	4,176	50-99
30-49	200	191	200	175	172	193	175	168	182	210	137	130	152	166	139	137	167	161	159	196	157	145	175	158	4,045	30-49
9 workers or less	246	247	252	208	229	212	201	194	173	137	138	120	121	107	102	111	104	107	91	90	75	77	93	88	3,523	9 workers or less
300 workers or more	30	36	39	32	31	41	29	44	43	62	39	51	44	47	39	43	34	51	48	58	35	61	60	45	1,042	300 workers or more
total	1,205	1,165	1,197	988	1,074	1,025	1,039	1,023	1,080	1,069	828	839	940	888	830	867	853	892	908	972	884	861	971	923	23,321	total

Transition of occurred months of fatal and non-fatal accidents in 010805 plastics products in Japan (1999-2022)

Month	1999	2000	2001	2002	2003	2004	2005	2006	2007	2008	2009	2010	2011	2012	2013	2014	2015	2016	2017	2018	2019	2020	2021	2022	total	Month
June	112	99	112	79	82	105	102	88	88	94	69	86	84	79	66	77	98	75	65	79	75	62	93	100	2,069	June
September	101	134	81	90	94	85	82	73	82	78	61	73	76	73	72	70	59	75	73	81	91	79	74	87	1,944	September
March	102	107	102	83	72	93	104	82	97	93	67	73	83	74	57	78	82	69	80	86	73	65	79	86	1,987	March
October	92	96	114	84	97	83	72	75	91	81	75	72	90	69	62	73	79	82	88	76	58	90	79	85	1,963	October
July	108	101	110	73	104	101	104	95	93	110	85	71	93	74	83	59	86	69	92	94	84	63	85	77	2,114	July
May	92	87	98	86	95	73	78	102	106	89	61	61	71	75	69	64	61	73	67	73	64	61	77	77	1,860	May
April	100	83	119	93	96	93	85	79	88	95	59	66	73	85	85	82	67	69	61	88	73	66	93	73	1,971	April
December	83	67	80	70	77	65	76	81	73	57	68	53	78	59	66	62	55	66	68	65	70	71	74	73	1,657	December
January	97	102	89	75	85	88	94	92	87	109	76	77	82	70	72	78	59	75	83	105	64	72	74	70	1,975	January
August	115	83	87	76	89	75	87	72	88	87	65	77	68	76	71	68	77	79	87	67	73	78	78	67	1,890	August
November	94	94	90	92	97	83	81	86	91	72	71	62	66	79	64	72	66	73	66	81	72	73	72	65	1,862	November
February	109	112	115	87	86	81	74	98	96	104	71	68	76	75	63	84	64	87	78	77	87	81	93	63	2,029	February
total	1,205	1,165	1,197	988	1,074	1,025	1,039	1,023	1,080	1,069	828	839	940	888	830	867	853	892	908	972	884	861	971	923	23,321	total

Transition of prefectures of fatal and non-fatal accidents in 010805 plastics products in Japan (1999-2022)

Prefecture	1999	2000	2001	2002	2003	2004	2005	2006	2007	2008	2009	2010	2011	2012	2013	2014	2015	2016	2017	2018	2019	2020	2021	2022	total	Prefecture
------------	------	------	------	------	------	------	------	------	------	------	------	------	------	------	------	------	------	------	------	------	------	------	------	------	-------	------------



Aichi	139	117	100		99		86	97	72	92	65	83	82	75	69	82	91	66	81	89	80	91	99	95	1,950	Aichi
Osaka	124	116	115		105		96	117	93	90	78	52	82	76	72	77	77	72	85	89	79	57	73	70	1,895	Osaka
Shizuoka	64	78	77		57		48	65	74	74	53	69	74	57	52	48	53	74	67	61	48	54	68	67	1,382	Shizuoka
Saitama	68	55	77		80		76	68	70	58	44	68	52	56	50	57	54	56	49	53	51	42	57	58	1,299	Saitama
Ibaraki	53	52	58		34		57	51	56	48	42	30	48	37	23	30	39	30	43	47	48	62	40	53	981	Ibaraki
Gunma	37	29	42		53		38	35	48	42	31	39	37	40	40	37	37	50	23	38	32	39	42	47	856	Gunma
Gifu	40	64	56		30		48	44	47	35	23	38	36	24	34	26	29	41	28	36	36	44	41	40	840	Gifu
Tochigi	41	48	48		50		35	38	34	38	33	24	33	47	36	28	21	35	34	42	35	27	32	33	792	Tochigi
Mie	32	23	39		25		18	36	34	24	20	21	24	22	31	33	27	20	22	32	23	24	35	33	598	Mie
Chiba	39	38	34		18		35	41	39	44	47	41	24	41	33	36	28	30	30	40	41	35	37	32	783	Chiba
Hyogo	63	68	43		43		44	29	34	47	21	23	33	34	32	33	29	25	23	31	28	25	25	30	763	Hyogo
Nara	40	44	58		40		51	47	51	42	45	41	43	49	46	41	33	33	54	36	32	29	35	26	916	Nara
Nagano	24	25	20		17		21	17	16	18	9	16	26	15	9	18	32	29	18	16	12	24	18	24	424	Nagano
Hiroshima	18	23	20		28		18	15	22	23	18	24	22	26	21	21	12	20	18	16	28	9	25	22	449	Hiroshima
Fukushima	14	9	11		13		17	15	10	18	13	11	10	9	10	16	7	10	15	13	14	11	14	22	282	Fukushima
Shiga	32	30	33		45		26	34	32	43	25	21	32	32	37	25	26	33	32	34	34	32	28	20	686	Shiga
Okayama	16	16	8		18		18	13	20	22	14	28	17	20	18	25	21	18	14	21	23	18	17	18	403	Okayama
Kanagawa	39	48	36		29		41	22	32	30	19	22	24	21	23	20	14	20	22	20	21	15	29	17	564	Kanagawa
Kyoto	16	10	10		17		14	10	15	12	7	3	12	11	11	5	8	7	7	8	14	10	10	17	234	Kyoto
Fukuoka	42	38	31		35		30	30	28	29	25	24	20	17	23	26	32	25	28	28	20	20	28	14	593	Fukuoka
Toyama	16	26	21		36		22	18	19	20	25	16	15	16	6	20	17	21	22	24	12	16	15	13	416	Toyama
Niigata	22	18	20		21		24	19	21	14	14	11	13	10	13	21	11	9	13	16	16	14	14	13	347	Niigata
Fukui	13	13	24		7		13	6	17	25	12	15	13	17	12	7	11	16	17	10	11	15	22	13	309	Fukui
Kagawa	24	14	19		8		6	5	9	8	4	8	11	13	10	9	13	11	8	22	10	9	8	12	241	Kagawa

Saga	7	6	6		7		9	5	8	13	5	9	5	4	8	7	8	3	9	11	11	12	8	11	172	Saga
Tokyo	46	32	46		31		21	25	25	25	19	21	19	14	13	13	8	18	12	13	16	17	8	10	452	Tokyo
Hokkaido	20	9	20		12		9	5	16	14	6	12	9	12	14	17	10	16	14	7	8	9	18	10	267	Hokkaido
Yamaguchi	13	10	15		13		12	5	12	17	9	4	14	8	5	9	12	8	9	14	13	9	7	9	227	Yamaguchi
Yamagata	5	13	10		10		10	9	9	7	8	5	15	7	9	3	8	4	16	10	6	5	8	9	186	Yamagata
Iwate	7	13	7		9		7	10	13	4	6	3	15	9	6	5	8	13	6	9	5	11	9	9	184	Iwate
Ishikawa	3	3	7		11		1	5	4	7	6	6	6	5	5	6	5	7	8	6	7	7	11	8	134	Ishikawa
Tokushima	5	2	4		1		13	4	3	7	10	4	8	7	1		5	4	7	1	6	1	6	7	106	Tokushima
Wakayama	14	11	7		11		11	10	9	7	3	7	10	4	4	5	8	4	9	8	7	7	5	6	167	Wakayama
Oita	5	6	7		6		2	6	4	8	2	4	4	5	3	7	7	6	11	10	3	1	5	6	118	Oita
Miyagi	14	11	6		18		18	14	8	14	12	9	8	11	9	7	8	12	11	8	7	14	6	5	230	Miyagi
Yamanashi	9	10	8		12		12	14	14	10	18	5	8	7	4	10	8	6	7	9	9	6	15	5	206	Yamanashi
Kumamoto	9	8	6		6		11	8	23	8	10	6	8	6	12	12	9	11	8	9	8	5	5	5	193	Kumamoto
Okinawa	1	2			1			3	2	3	2	1	1	2	4		1	1	3	2	2		6	5	42	Okinawa
Ehime	5	5	13				2	7	6	6	4	2	4	8	9	5	2	10	5	5	2	4	5	4	113	Ehime
Shimane	4	5	3		5		6	1	7	2	3	1	7	4	2	4	4	7	9	8	4	8	10	4	108	Shimane
Miyazaki	3	4	8		1		3	3	5	6	4	1	3	1	5	3	6	3	2	4	6	4	3	4	82	Miyazaki
Akita	5	2	4		5		1	3	5	3	4	3	1	3		4	3		1	6	7	6	2	4	72	Akita
Nagasaki	5	1	2		2			3		3	1	2	2	1	1	2	2	1	2	1	2	1	2	4	40	Nagasaki
Kagoshima	4	5	4		2		3	4	1	2		1	3	1	1	2	1	1		5	3	7	4	3	57	Kagoshima
Kochi	1	2	3						5	1	4	1	1	1	3	2	1	3	1		1	2	6	3	41	Kochi
Aomori	2	1	4					3	1	1		1	1	3		2	3	1	4			1	5	3	36	Aomori
Tottori	2	2	7		3		6	4	7	5	5	3	5		1	1	4	2	1	4	3	2	5		72	Tottori
total	1,205	1,165	1,197	988	1,074	1,025	1,039	1,023	1,080	1,069	828	839	940	888	830	867	853	892	908	972	884	861	971	923	23,321	total

Data Source : <https://anzeninfo.mhlw.go.jp/user/anzen/tok/anst00.html> MHLW, Jaan

Return to [https://www.jisha.or.jp/english/statistics/202312\\_05.html](https://www.jisha.or.jp/english/statistics/202312_05.html)