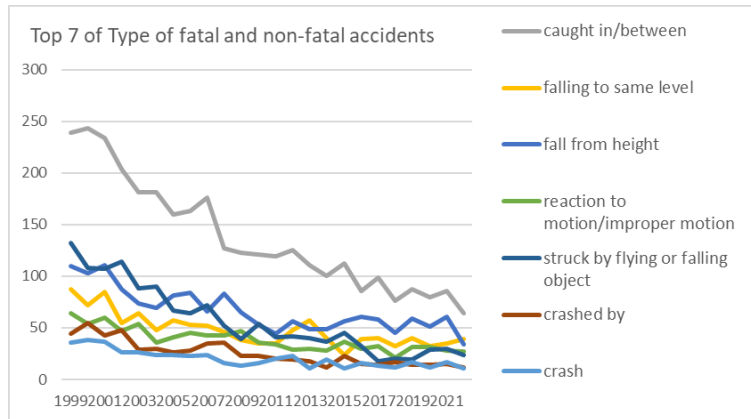
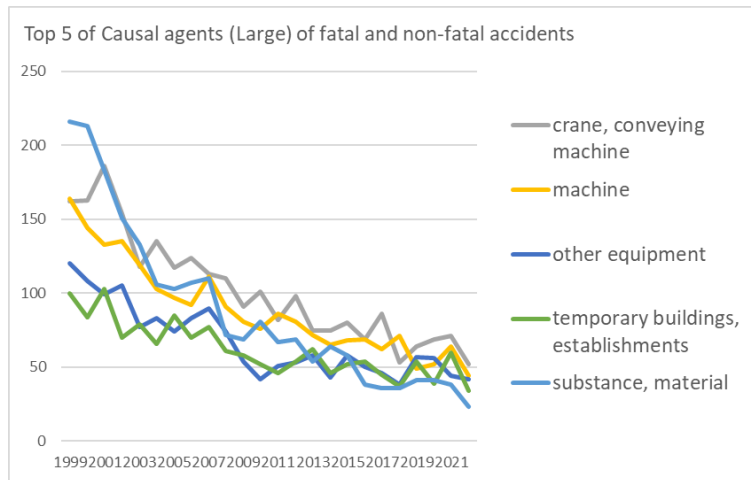


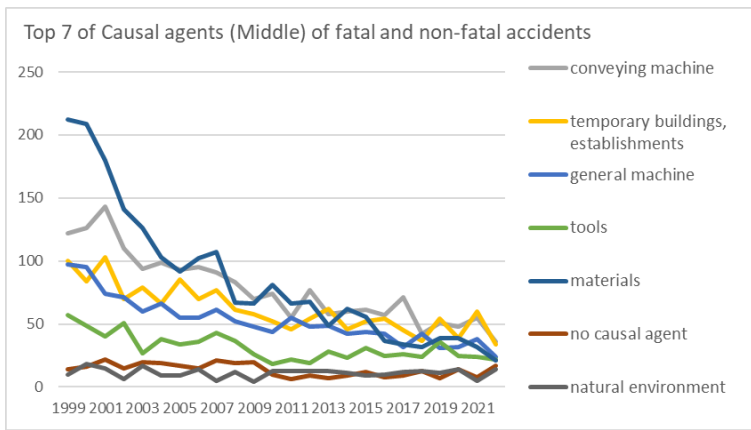
Transition of fatal and non-fatal accidents in 010909 other sand and stone products in Japan (1999-2022)



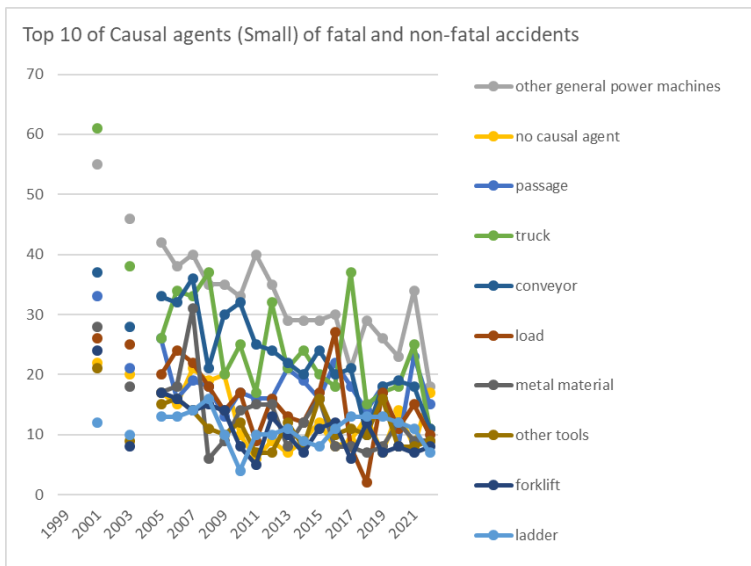
Transition of Top 7 of Type of fatal and non-fatal accidents in 010909 other sand and stone products in Japan (1999-2022)



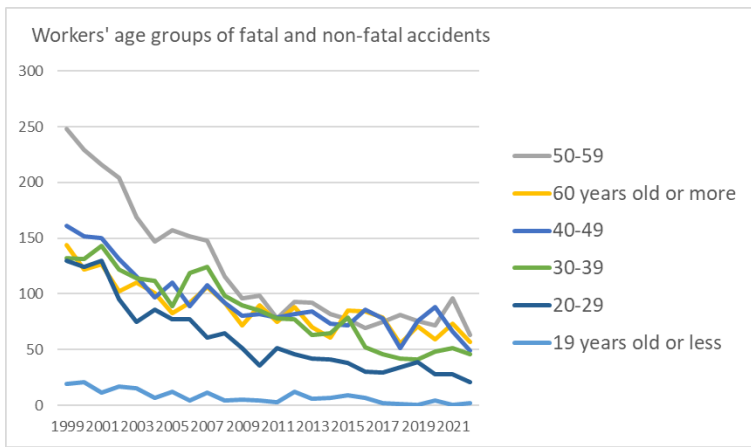
Transition of Top 5 of Causal agents (Large) of fatal and non-fatal accidents in 010909 other sand and stone products in Japan (1999-2022)



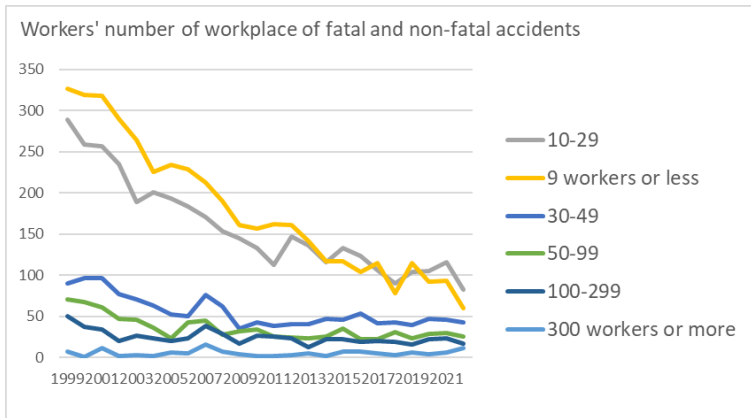
Transition of Top 7 of Causal agents (Middle) of fatal and non-fatal accidents in 010909 other sand and stone products in Japan (1999-2022)



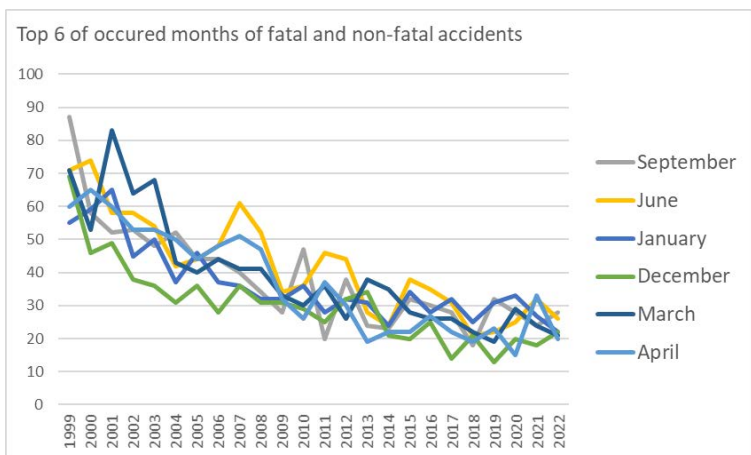
Transition of Top 10 of Causal agents (Small) of fatal and non-fatal accidents in 010909 other sand and stone products in Japan (1999-2022)



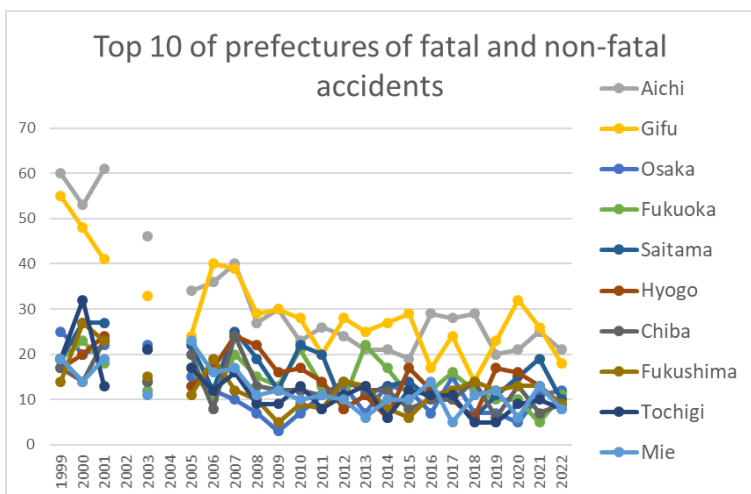
Transition of workers' age groups of fatal and non-fatal accidents in 010909 other sand and stone products in Japan (1999-2022)



Transition of workers' number of workplace of fatal and non-fatal accidents in 010909 other sand and stone products in Japan (1999-2022)



Transition of Top 6 of occurred months of fatal and non-fatal accidents in 010909 other sand and stone products in Japan (1999-2022)



Transition of Top 10 of prefectures of fatal and non-fatal accidents in 010909 other sand and stone products in Japan (1999-2022)

Transition of Type of fatal and non-fatal accidents in 010909 other sand and stone products in Japan (1999-2022)

Type of accidents	1999	2000	2001	2002	2003	2004	2005	2006	2007	2008	2009	2010	2011	2012	2013	2014	2015	2016	2017	2018	2019	2020	2021	2022	total	Type of accidents
caught in/between	239	243	234	204	181	181	160	163	176	127	123	121	119	125	111	100	112	86	99	76	87	80	86	64	3,297	caught in/between
falling to same level	87	72	85	55	64	48	57	53	52	46	38	35	35	48	57	40	24	39	40	32	40	32	35	39	1,153	falling to same level

																											level
fall from height	110	103	111	87	74	69	81	84	66	83	65	53	44	56	49	49	56	61	58	45	59	51	61	34	1,609	fall from height	
reaction to motion/improper motion	64	54	60	47	54	36	41	45	43	43	47	36	34	29	30	28	37	30	32	21	31	31	28	27	928	reaction to motion/improper motion	
struck by flying or falling object	132	108	107	114	88	90	67	64	72	52	39	54	41	42	40	37	45	32	18	20	19	29	30	24	1,364	struck by flying or falling object	
crashed by	44	55	43	48	29	30	26	28	35	36	23	23	20	19	18	12	23	15	14	17	14	14	15	12	613	crashed by	
crash	36	38	37	26	26	24	24	23	24	16	13	16	20	23	11	19	11	16	13	12	17	12	17	11	485	crash	
cut	48	41	34	36	33	26	32	28	31	27	22	23	18	17	15	13	17	19	13	18	15	15	12	7	560	cut	
collapse	39	39	24	20	19	22	9	20	32	12	10	15	15	18	6	12	15	17	6	8	10	9	7	7	391	collapse	
contact to high/low-temperature	9	7	11	8	6	10	5	8	10	5	7	10	3	9	9	10	8	3	4	6	4	12	5	5	174	contact to high/low-temperature	
others	3	3	6	2	6	3	7		1	5	2	1	3	1	2	2	4	2	3			3	9	3	71	others	
contact to harmful substance	2	2	2	4	4	3	6	5	2	5	1	1	2		3		2		1	3	2	1	4	2	57	contact to harmful substance	
traffic accident (public road)	15	5	8	12	10	6	4	8	4	5	3	5	6	9	6	6	3	5	5	3	3	7	4	1	143	traffic accident (public road)	
unclassifiable	3		2		1	1	1	2	1										1			1		1	14	unclassifiable	
traffic accident (others)			2			1											1							1	5	traffic accident (others)	
injury to the sole of the foot	1	5	5	5	1		3	1	6	1	1	1	1				2	1		2		2			38	injury to the sole of the foot	

explosion			1	1			1	1	2	2				1		1		1	1		2					14	explosion
electric shock	1	2	1				2					1	1	1						1						10	electric shock
burst	1	1	3	2					1																	8	burst
drown		1			2					2			2													7	drown
fire			1		1		2											1	1					1		7	fire
total	834	779	777	671	599	550	528	533	558	467	394	395	364	398	357	329	360	328	309	264	303	299	314	238	10,948	total	

Transition of Causal agents (Large) of fatal and non-fatal accidents in 010909 other sand and stone products in Japan (1999-2022)

Causal (L) agents	1999	2000	2001	2002	2003	2004	2005	2006	2007	2008	2009	2010	2011	2012	2013	2014	2015	2016	2017	2018	2019	2020	2021	2022	total	Causal (L) agents
crane, conveying machine	162	163	186	154	118	135	117	124	113	110	91	101	82	98	75	75	80	69	86	53	64	69	71	52	2,448	crane, conveying machine
machine	164	144	133	135	119	103	97	92	111	91	81	76	86	81	72	65	68	69	62	71	49	52	64	44	2,129	machine
other equipment	120	108	99	105	77	83	74	83	90	74	54	42	51	53	58	43	58	50	46	38	57	56	44	42	1,605	other equipment
temporary buildings, establishments	100	84	103	70	79	66	85	70	77	61	58	52	46	54	62	46	52	54	45	37	54	39	60	34	1,488	temporary buildings, establishments
substance, material	216	213	183	151	133	106	103	107	110	72	69	81	67	69	54	64	58	38	36	36	41	41	38	23	2,109	substance, material
others	26	21	29	19	27	22	23	17	26	25	23	12	7	12	8	10	17	9	14	14	9	16	17	19	422	others
environment	10	18	15	6	17	9	9	14	5	12	4	13	13	13	13	11	9	10	12	13	11	14	5	14	270	environment
load	36	28	29	31	29	26	20	26	26	22	14	18	12	18	15	15	18	29	8	2	18	12	15	10	477	load
total	834	779	777	671	599	550	528	533	558	467	394	395	364	398	357	329	360	328	309	264	303	299	314	238	10,948	total

Transition of Causal agents (Middle) of fatal and non-fatal accidents in 010909 other sand and stone products in Japan (1999-2022)

Causal (M) agents	1999	2000	2001	2002	2003	2004	2005	2006	2007	2008	2009	2010	2011	2012	2013	2014	2015	2016	2017	2018	2019	2020	2021	2022	total	Causal (M) agents
conveying machine	122	126	143	110	94	99	93	95	91	83	70	74	55	77	58	60	61	57	71	42	51	48	55	36	1,871	conveying machine
temporary buildings, establishments	100	84	103	70	79	66	85	70	77	61	58	52	46	54	62	46	52	54	45	37	54	39	60	34	1,488	temporary buildings, establishments
general machine	97	95	74	71	60	66	55	55	61	52	48	44	55	48	49	42	44	42	32	42	31	32	38	24	1,257	general machine
tools	57	49	40	51	27	38	34	36	43	37	26	18	22	19	28	23	31	25	26	24	36	25	24	22	761	tools
materials	212	209	180	141	126	103	92	102	107	67	66	81	66	68	49	62	56	37	34	32	39	39	32	21	2,021	materials
no causal agent	14	16	22	15	20	19	17	15	21	19	20	10	6	9	7	9	12	8	9	13	7	14	8	17	327	no causal agent
natural environment	10	18	15	6	17	9	9	14	5	12	4	13	13	13	13	11	9	10	12	13	11	14	5	14	270	natural environment
human power machine, tools	32	40	27	29	28	28	23	20	28	26	16	10	13	14	12	13	9	13	12	7	14	12	13	12	451	human power machine, tools
crane	28	33	34	37	21	30	23	22	19	22	17	21	21	15	14	10	16	10	10	10	11	15	13	11	463	crane
load	36	28	29	31	29	26	20	26	26	22	14	18	12	18	15	15	18	29	8	2	18	12	15	10	477	load
metal manufacturing machine	26	20	16	31	21	20	21	9	13	13	13	13	9	10	10	8	9	6	14	10	5	9	9	7	322	metal manufacturing machine
construction machine	24	13	14	10	17	5	13	13	14	8	10	7	10	15	8	7	3	7	5	6	3	5	9	6	232	construction machine

																										machine
other equipments, facilities	23	12	21	20	19	16	14	22	15	5	8	11	10	17	14	5	12	9	7	6	5	18	6	5	300	other equipments, facilities
power transmission mechanism	8	6	20	12	5	6	2	7	8	11	6	4	4	6	2	6	5	7	9	9	4	3	5	5	160	power transmission mechanism
vehicle	12	4	9	7	3	6	1	7	3	5	4	6	6	6	3	5	3	2	5	1	2	6	3	5	114	vehicle
woodworking machine	9	10	8	10	16	6	6	8	15	7	4	7	8	2	3	2	7	7	2	4	5	3	3	2	154	woodworking machine
hazards, harmful substances	4	4	3	10	7	3	11	5	3	5	3		1	1	5	2	2	1	2	4	2	2	6	2	88	hazards, harmful substances
pressure vessel		1	2			1			1								1					1		2	9	pressure vessel
other causal agent	9	4	7	3	7	1	4	1	3	4	3	2	1	2	1	1	4	1	3	1	2	2	9	1	76	other causal agent
kiln, caldron	2	3	8	2				3	2	3	1	1	3	2	3	2	2	1			2		1	1	42	kiln, caldron
unclassifiable	3	1		1		2	2	1	2	2				1			1		2					1	19	unclassifiable
electric equipment	5	3	1	1	1		3	2		3	2	2	2	1	1			1		1					29	electric equipment
welding equipment	1			1	2							1		1				3	1	1					11	welding equipment
engine			1	1								1									1				4	engine
chemical facilities				1					1																2	chemical facilities

other equipment, facilities			21		19		14	22	15	5	8	11	10	17	14	5	12	9	7	6	5	18	6	5	229	other equipment, facilities
mixer, grinder			13		10		9	6	16	12	7	6	12	11	12	10	8	9	6	8	3	4	4	5	171	mixer, grinder
other temporary buildings, establishments			8		8		13	12	13	13	7	8	5	8	12	6	5	1	4	5	7	4	5	5	149	other temporary buildings, establishments
power transmission mechanism			20		5		2	7	8	11	6	4	4	6	2	6	5	7	9	9	4	3	5	5	128	power transmission mechanism
natural ground, rock			3		8		2	8	3	5	2	6	3	6	4	2	3	4	2	2	3	4	3	5	78	natural ground, rock
cars, bus, motorcycle			8		3		1	7	3	3	3	5	6	5	3	5	3	1	4	1	2	5	3	5	76	cars, bus, motorcycle
high/cold temperature environment			2		3		1	1	1	1		4	2	1	2	6	3	2	2	3	3	7	1	5	50	high/cold temperature environment
other powered crane			4				1		1	1	1	2	3	2		1	1		1	1			2	5	26	other powered crane
hand tool			18		18		16	11	17	17	11	5	9	10	9	8	4	10	7	6	5	6	8	4	199	hand tool
other materials			24		16		8	20	17	7	6	11	7	9	5	6	8	5	3	7	5	6	7	4	181	other materials
crane			14		15		11	16	11	10	10	10	7	7	5	6	8	6	3	4	7	11	8	4	173	crane
stairs, landing stage			17		12		12	10	10	5	9	7	8	6	5	7	4	7	5	1	9	4	7	3	148	stairs, landing stage
other powered conveying machines			15		13		10	9	6	6	2	5	6	3	5	8	5	3	4	2	5	3	4	3	117	other powered conveying machines
grinding machine, buffing machine			4		10		8	2	6	8	7	6	5	2	1	2	6	2	4	3	3	4	3	3	89	grinding machine, buffing machine

machines			2				2	2	2			1	1			1		1	1	1					14	machines
water			2						2			4				2		1		1					12	water
industrial robot					3			2		1				1	1	2			1						11	industrial robot
electric power facilities			1					1		3	1	2	1					1		1					11	electric power facilities
injection molding machine							1	1				2	1	1			1	1		1					9	injection molding machine
other vehicles			1						2	1	1		1				1	1					1		9	other vehicles
human power machine					2			1	1	1						2				1	1				9	human power machine
demolition machine			2		1			1	1								1		1						7	demolition machine
other electrical equipment					1		1	1			1		1	1	1										7	other electrical equipment
centrifugal machine							1	1		1				1		1	1								6	centrifugal machine
industrial dryer											1	1		1			1			1		1			6	industrial dryer
shearing machine							1						1					1				1	1		5	shearing machine
printing machine					1		1		1	1		1													5	printing machine
other welding equipment					1						1						1	1	1						5	other welding equipment
foundation work machine			1					1	1		1														4	foundation work machine
inflammable gas									1						3										4	inflammable gas
engine			1								1									1					3	engine
band sawing												1								1			1		3	band sawing

lumberyard equipment, logging cableway								1																	1	lumberyard equipment, logging cableway	
straddle carrier					1																					1	straddle carrier
chemical facilities									1																	1	chemical facilities
gas welding equipment																	1									1	gas welding equipment
felling machine																											felling machine
mobile logging machine																											mobile logging machine
skyline yarding machine																											skyline yarding machine
other mobile silviculture machine																											other mobile silviculture machine
derrick crane																											derrick crane
cargo lifting appliance																											cargo lifting appliance
gondola																											gondola
simple skyline yarding equipment																											simple skyline yarding equipment
railway vehicle																											railway vehicle
boiler																											boiler
radiation																											radiation
total	834	779	777	671	599	550	528	533	558	467	394	395	364	398	357	329	360	328	309	264	303	299	314	238	10,948	total	

September	87	58	52	53	48	52	44	44	40	34	28	47	20	38	24	23	32	30	28	18	32	28	24	28	912	September
June	71	74	58	58	54	42	44	48	61	52	34	36	46	44	28	24	38	35	31	21	22	25	32	26	1,004	June
January	55	59	65	45	50	37	46	37	36	32	32	36	28	32	31	24	34	28	32	25	31	33	27	22	877	January
December	69	46	49	38	36	31	36	28	36	31	31	29	25	32	34	21	20	25	14	21	13	20	18	22	725	December
March	71	53	83	64	68	43	40	44	41	41	33	30	36	26	38	35	28	26	26	22	19	29	24	21	941	March
April	60	65	60	53	53	50	44	48	51	47	32	26	37	30	19	22	22	27	22	19	23	15	33	20	878	April
July	77	79	80	69	70	52	48	63	58	51	31	38	30	42	36	37	30	29	29	26	36	18	33	19	1,081	July
November	65	69	73	56	43	41	45	42	47	31	36	33	35	24	27	25	35	35	19	24	24	29	22	19	899	November
May	76	72	66	63	54	49	48	37	53	29	31	25	29	37	36	24	28	19	24	18	31	19	28	18	914	May
February	78	66	67	53	42	42	44	43	41	36	31	28	18	42	27	33	30	29	33	20	18	24	29	17	891	February
October	61	68	59	65	37	60	46	49	53	49	46	34	31	31	31	29	33	27	24	24	23	28	22	13	943	October
August	64	70	65	54	44	51	43	50	41	34	29	33	29	20	26	32	30	18	27	26	31	31	22	13	883	August
total	834	779	777	671	599	550	528	533	558	467	394	395	364	398	357	329	360	328	309	264	303	299	314	238	10,948	total

Transition of prefectures of fatal and non-fatal accidents in 010909 other sand and stone products in Japan (1999-2022)

Prefecture	1999	2000	2001	2002	2003	2004	2005	2006	2007	2008	2009	2010	2011	2012	2013	2014	2015	2016	2017	2018	2019	2020	2021	2022	total	Prefecture
Aichi	60	53	61		46		34	36	40	27	30	23	26	24	21	21	19	29	28	29	20	21	25	21	694	Aichi
Gifu	55	48	41		33		24	40	39	29	30	28	20	28	25	27	29	17	24	14	23	32	26	18	650	Gifu
Osaka	25	20	22		22		15	12	10	7	3	7	11	13	7	13	12	7	15	7	7	5	11	12	263	Osaka
Fukuoka	19	23	18		12		17	10	20	15	13	21	13	10	22	17	11	12	16	12	10	10	5	11	317	Fukuoka
Saitama	19	27	27		21		22	12	25	19	12	22	20	8	11	13	14	10	10	6	11	15	19	10	353	Saitama
Hyogo	17	20	24		14		13	17	24	22	16	17	14	8	11	6	17	12	10	6	17	16	13	9	323	Hyogo
Chiba	17	14	23		14		20	8	24	13	12	12	11	14	12	12	8	10	10	14	6	13	7	9	283	Chiba
Fukushima	14	27	23		15		11	19	12	10	5	9	8	14	13	8	6	11	12	14	12	13	13	9	278	Fukushima

Tochigi	19	32	13		21		17	12	16	9	9	13	8	11	13	6	12	11	11	5	5	9	10	8	270	Tochigi
Mie	19	14	19		11		23	16	17	11	12	10	11	10	6	10	10	14	5	11	12	6	13	8	268	Mie
Okayama	31	34	36		23		23	26	13	18	13	19	12	19	16	12	20	13	7	9	16	17	14	7	398	Okayama
Kagawa	28	29	29		19		13	17	14	14	15	14	9	9	7	14	7	7	8	5	6	8	6	7	285	Kagawa
Ehime	16	14	17		11		14	6	14	8	6	6	4	12	9	3	8	8	8	10	6	3	8	7	198	Ehime
Yamagata	12	9	10		9		3	6	6	2	5	2	2	7	4	3	4	5	5	3	2		1	7	107	Yamagata
Ibaraki	53	43	43		27		27	34	27	28	18	22	26	24	21	24	25	9	12	9	16	13	13	6	520	Ibaraki
Nagano	11	14	23		11		14	22	14	9	10	8	7	14	15	8	7	11	9	8	5	6	6	6	238	Nagano
Miyagi	17	8	15		15		9	8	7	13	5	6	12	15	6	6	7	7	8	5	5	8	11	6	199	Miyagi
Kumamoto	16	7	20		16		9	8	13	5	7	3	8	3	5	2	1	3	3	3	2	3	6	5	148	Kumamoto
Shimane	13	8	14		15		9	7	8	3	5	7	7	3	8	5	10	5	4	3	1	1	4	5	145	Shimane
Hokkaido	28	45	21		24		11	15	21	21	16	16	16	20	11	9	8	15	10	4	7	5	7	4	334	Hokkaido
Shizuoka	47	38	37		25		12	15	15	9	8	8	12	13	4	11	9	6	7	17	11	6	9	4	323	Shizuoka
Kanagawa	20	13	17		15		19	19	10	21	8	19	12	7	5	12	14	9	7	7	4	7	7	4	256	Kanagawa
Niigata	19	26	24		13		16	20	16	13	4	7	7	10	8	8	7	4	5	6	5	4	7	4	233	Niigata
Shiga	14	6	8		13		11	17	14	15	8	10	8	9	9	6	6	6	10	5	8	7	7	4	201	Shiga
Hiroshima	10	15	19		12		9	10	10	12	6	9	7	8	8	6	8	14	6	6	4	5	9	4	197	Hiroshima
Iwate	15	14	12		8		11	5	8	6	8	6	5	7	10	6	5	1	1	2	2	1	5	4	142	Iwate
Gunma	20	14	23		10		14	5	10	4	8	6	4	7	5	10	5	6	4	5	11	5	2	3	181	Gunma
Toyama	16	12	6		11		5	11	7	8	9	5	5	7	4	6	5	2	4	3	2	5	2	3	138	Toyama
Nagasaki	14	9	4		4		10	8	11	5	6	5	7	5	1	2	4	7	2	4	4	8	4	3	127	Nagasaki
Miyazaki	7	9	5		8		11	6	3	6	3		6	6	3	2	7	3	3		3	4	1	3	99	Miyazaki
Aomori	14	12	9		2		4	5		4	5	1	1	1	4	2	2	2	2	1	7	6	2	3	89	Aomori
Ishikawa	4	8	4		7		6	4	10	6	4	3	1	1	4		2	3	4	3	5	4	1	3	87	Ishikawa

Kyoto	13	9	9		8		7	14	12	12	12	11	8	6	7	4	9	7	8	3	4	6	6	2	177	Kyoto
Tokyo	12	11	11		12		7	10	11	7	9	4	3	8	5	6	5	4	5	6	12	1	5	2	156	Tokyo
Oita	21	12	13		12		8	8	10	12	7	4	2	5	6	5	8	1	4		2	6	3	2	151	Oita
Kochi	14	5	8		7		7	5	10	5	9	4	3	6	4	1	5	4	8	2	6	4	5	2	124	Kochi
Yamanashi	14	9	10		12		6	8	6	1	3	3	5	3	5	5	3				2		4	2	101	Yamanashi
Akita	15	8	6		5		2	5	4	4	9	3	5	2	4	4	4	1	2	4	2	2	1	2	94	Akita
Kagoshima	16	9	13		4		4	4	2	7	3	3	1	1	1	2	4	2	1	3	1		1	2	84	Kagoshima
Tokushima	7	4	2		3		5	3	5	3	5	5	2	1	4	2	5	6	2	3	2		2	2	73	Tokushima
Okinawa	3	2	7		1		5		1	2	1		2	4	1	4	1	2	2		3	1	1	2	45	Okinawa
Nara	4	9	7		9		6	1	5	8	4	4	1	3	2	3	1	5	1	1	3	6	3	1	87	Nara
Wakayama	2	7	12		4		9	3	2	4	3	6	2		2	1	1	8		2	1		1	1	71	Wakayama
Tottori	7	3	2		1			4	3	1	1		1	2				2	1	1	1		1	1	32	Tottori
Yamaguchi	3	14	6		8		5	7	4	6	4	3	7	6	7		2	4	2	2	4	4	3		101	Yamaguchi
Fukui	9	7	3					1	1	1	3	1	2	2	1	1	1	2	3		3	1	3		45	Fukui
Saga	5	5	1		6		1	4	4	2	2			2		1	2	1		1	2	2	1		42	Saga
total	834	779	777	671	599	550	528	533	558	467	394	395	364	398	357	329	360	328	309	264	303	299	314	238	10,948	total

Data Source : <https://anzeninfo.mhlw.go.jp/user/anzen/tok/anst00.html> MHLW, Jaan

Return to https://www.jisha.or.jp/english/statistics/202312_05.html