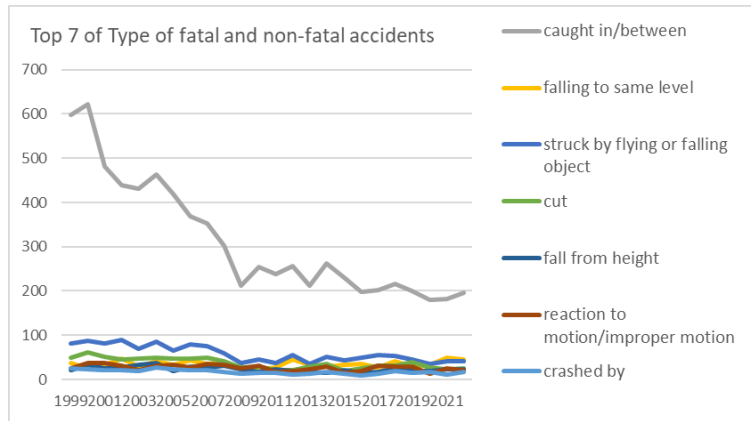
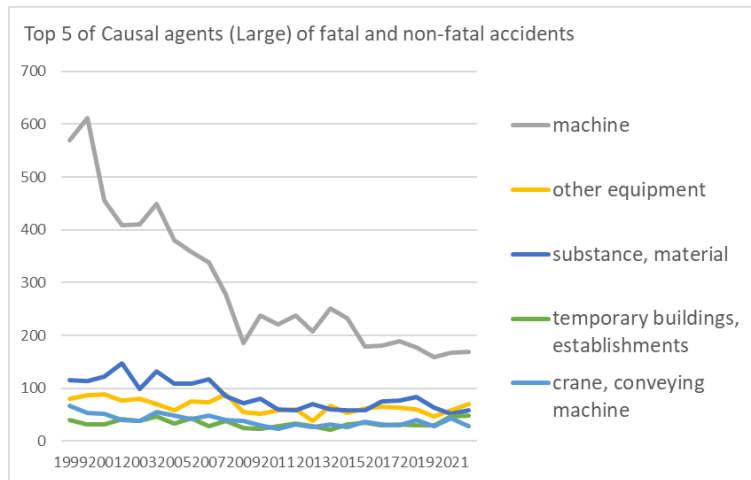


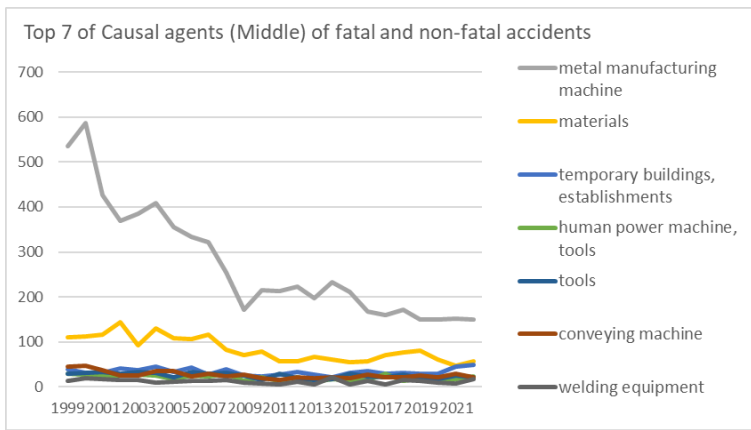
Transition of fatal and non-fatal accidents in 011203 metal press products in Japan (1999-2022)



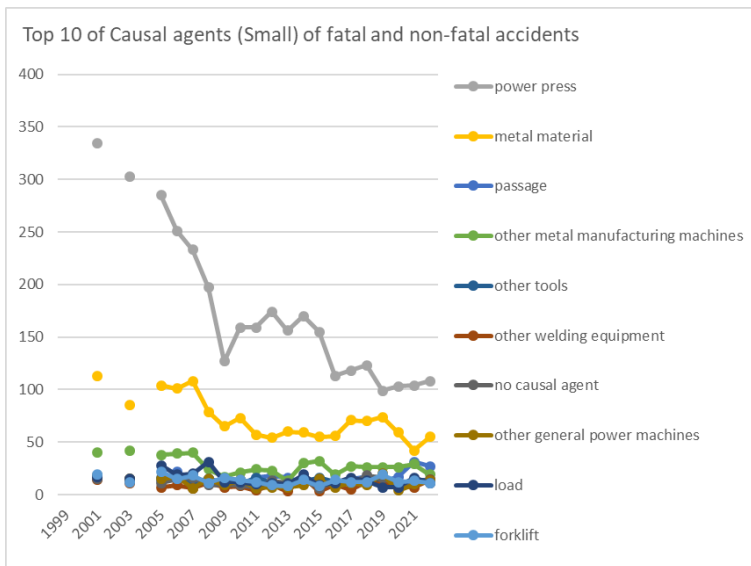
Transition of Top 7 of Type of fatal and non-fatal accidents in 011203 metal press products in Japan (1999-2022)



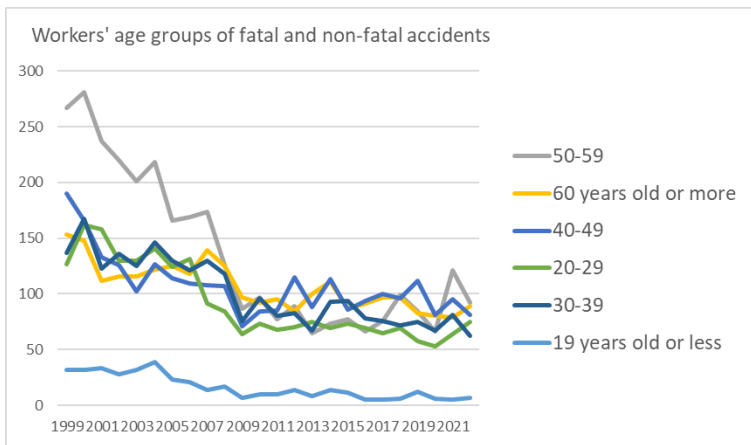
Transition of Top 5 of Causal agents (Large) of fatal and non-fatal accidents in 011203 metal press products in Japan (1999-2022)



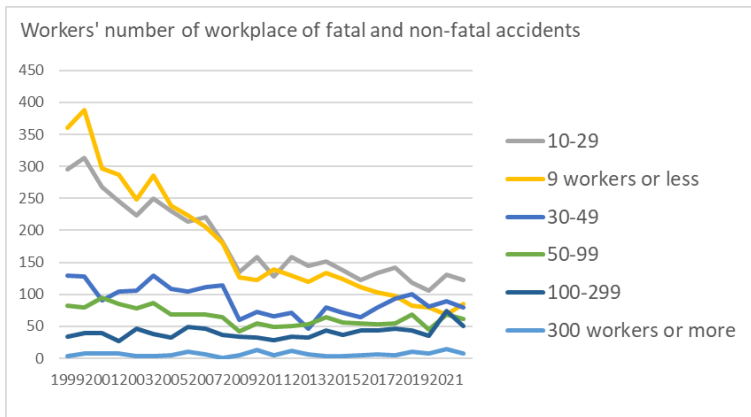
Transition of Top 7 of Causal agents (Middle) of fatal and non-fatal accidents in 011203 metal press products in Japan (1999-2022)



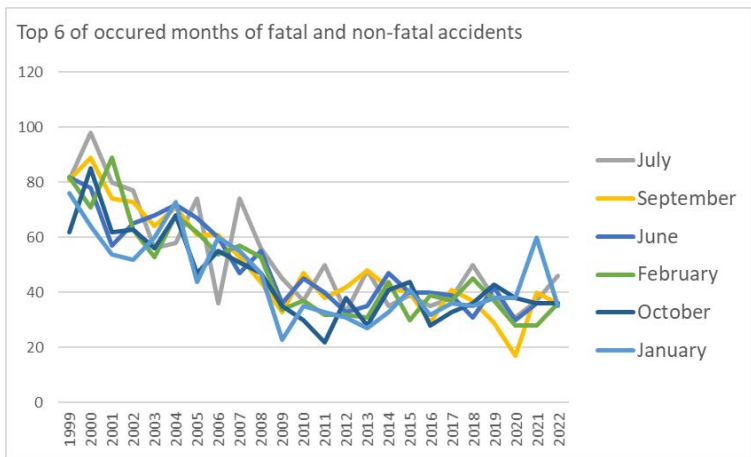
Transition of Top 10 of Causal agents (Small) of fatal and non-fatal accidents in 011203 metal press products in Japan (1999-2022)



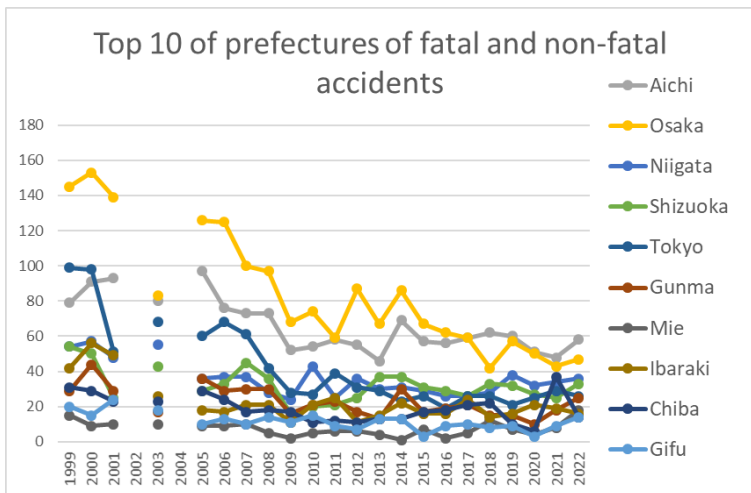
Transition of workers' age groups of fatal and non-fatal accidents in 011203 metal press products in Japan (1999-2022)



Transition of workers' number of workplace of fatal and non-fatal accidents in 011203 metal press products in Japan (1999-2022)



Transition of Top 6 of occurred months of fatal and non-fatal accidents in 011203 metal press products in Japan (1999-2022)



Transition of Top 10 of prefectures of fatal and non-fatal accidents in 011203 metal press products in Japan (1999-2022)

Transition of Type of fatal and non-fatal accidents in 011203 metal press products in Japan (1999-2022)

Type of accidents	1999	2000	2001	2002	2003	2004	2005	2006	2007	2008	2009	2010	2011	2012	2013	2014	2015	2016	2017	2018	2019	2020	2021	2022	total	Type of accidents
caught in/between	597	622	481	439	432	463	419	368	353	302	212	254	239	256	213	263	230	198	202	216	200	179	181	196	7,515	caught in/between
falling to same level	37	26	34	47	30	41	34	44	36	39	27	23	28	45	33	30	33	36	27	41	30	33	50	46	850	falling to same level

																											level
struck by flying or falling object	82	88	82	89	70	85	65	79	75	59	38	46	38	55	35	51	44	50	56	53	45	36	42	42	1,405	struck by flying or falling object	
cut	50	62	52	46	48	49	48	47	49	42	28	30	21	22	30	35	20	26	31	31	39	28	24	26	884	cut	
fall from height	22	34	26	28	33	37	19	30	27	31	23	18	24	19	18	16	21	16	18	26	20	20	24	23	573	fall from height	
reaction to motion/improper motion	26	37	37	32	21	32	34	27	35	34	25	32	18	20	23	30	15	20	32	29	29	14	26	22	650	reaction to motion/improper motion	
crashed by	26	24	21	21	20	28	24	21	21	17	14	15	15	12	13	17	14	10	13	19	16	18	12	18	429	crashed by	
collapse	21	34	18	26	18	27	19	25	35	20	16	17	12	13	12	12	18	19	13	5	18	10	9	17	434	collapse	
crash	20	20	18	16	20	18	12	16	13	19	14	9	11	7	11	11	19	15	15	10	15	10	23	7	349	crash	
contact to high/low-temperature	4	5	6	5	5	2	4	5	3	3	2	4	3	2	3	3	4	2	4	5	5	2	3	5	89	contact to high/low-temperature	
others	2	1	1		3	3		1		1	1				1	4	3	2	1	2	3	1	42	1	73	others	
traffic accident (public road)	14	1	7	3		4	1	5	5	5	1	2	3		3		2	5	1	2	1		2	1	68	traffic accident (public road)	
fire	1				2	1			1	1					3			1					2	1	13	fire	
electric shock	1		3											1	2	1							2	1	11	electric shock	
contact to harmful substance	1	1	5	3	3					1		1	3	2	2		2	1	2		3	1	1		32	contact to harmful substance	
injury to the sole of the foot			2	1		2	1		1	1								1	1			1	1		12	injury to the sole of the foot	
unclassifiable			1		1		1	1	1		1			1	1		2		1						11	unclassifiable	

burst	1		2			1	1			1		1														8	burst
explosion		1								1								1							1	4	explosion
traffic accident (others)	1									1																3	traffic accident (others)
drown																				1						1	drown
total	906	956	796	756	706	793	682	669	656	577	402	452	415	455	403	473	428	403	419	439	424	353	445	406	13,414	total	

Transition of Causal agents (Large) of fatal and non-fatal accidents in 011203 metal press products in Japan (1999-2022)

Causal (L) agents	1999	2000	2001	2002	2003	2004	2005	2006	2007	2008	2009	2010	2011	2012	2013	2014	2015	2016	2017	2018	2019	2020	2021	2022	total	Causal (L) agents
machine	570	611	455	408	411	449	381	358	339	278	186	238	221	238	207	251	233	179	181	190	178	159	168	169	7,058	machine
other equipment	81	87	88	77	81	71	59	75	73	89	55	52	58	61	38	67	53	62	65	63	61	47	59	70	1,592	other equipment
substance, material	115	114	122	148	99	132	109	108	117	86	72	81	61	59	71	61	58	59	75	77	84	63	52	58	2,081	substance, material
temporary buildings, establishments	40	32	32	42	38	46	33	44	28	39	25	24	28	34	28	22	32	35	30	32	30	30	46	49	819	temporary buildings, establishments
crane, conveying machine	67	54	52	40	39	55	48	42	49	40	39	30	24	31	27	31	27	37	32	30	40	29	43	29	935	crane, conveying machine
load	22	38	25	26	19	23	36	24	28	31	14	18	13	14	13	20	10	14	17	18	9	10	20	15	477	load
others	11	20	21	14	17	15	15	17	20	13	11	9	9	16	15	17	12	14	16	20	20	8	54	13	397	others
environment			1	1	2	2	1	1	2	1			1	2	4	4	3	3	3	9	2	7	3	3	55	environment
total	906	956	796	756	706	793	682	669	656	577	402	452	415	455	403	473	428	403	419	439	424	353	445	406	13,414	total

facilities	8	5	9	7	4	2	9	3	7	10	4	6	9	4	6	8	1	9	7	5	10	4	9	7	153	equipments, facilities
natural environment			1	1	2	2	1	1	2	1			1	2	4	4	3	3	3	9	2	7	3	3	55	natural environment
power transmission mechanism	1		1	4	2	2	1	2	2		1	2		3	1	1	4	3	1	4		1	1	2	39	power transmission mechanism
electric equipment			1		1	1	1	1		1				3				2		1		1		1	14	electric equipment
other causal agent	1	7	5	1	1	3	3	2	3	3			2	3	4	3	4	2	4	1	4		42		98	other causal agent
hazards, harmful substances	4	2	6	4	7	2		1	1	3		2	4	2	3		3	2	3	1	4	1	4		59	hazards, harmful substances
vehicle	8		7	4		4	1	3	4	7	3	2	3		1		1	1		2	1		3		55	vehicle
woodworking machine	4	1	3	4	1	1	2		4	2	1	2		1		2		1	1		3	1	2		36	woodworking machine
kiln, caldron		1	1						1		2		1	1		2			1	1					11	kiln, caldron
unclassifiable		1	1		1		1		1	1	1						2		1	1					11	unclassifiable
construction machine					1									1		1				1					5	construction machine
pressure vessel		1	1							1															3	pressure vessel
engine							1																		1	engine
chemical facilities													1												1	chemical facilities

printingroll machine)			5		5		6	4	6	4	3	2	2	3	1	4		1	6	3	2	3	1	2	63	printingroll machine)
arc welding equipment			4		4		3	3	7	4	2		1	1	2	4	2	2	1	1	2	2	1	2	48	arc welding equipment
other materials					3		4	4	4	2	4	3		3	4	1		1		2	5	3	2	2	47	other materials
power transmission mechanism			1		2		1	2	2		1	2		3	1	1	4	3	1	4		1	1	2	32	power transmission mechanism
human power cranes							1	2	1			1		1		1	1		2		4	4	1	2	21	human power cranes
lathe			9		9		5	7	6	4	6	1	9	8	4	1	3	8	2	3	5	4	6	1	101	lathe
lumber, bamboo			3		4		1	2	4	2	3	3			4	1			4	1		3	1	36	lumber, bamboo	
gas welding equipment							1	1		1	1					1	1		2	1			1	10	gas welding equipment	
transmission					1		1							2				1		1		1		1	8	transmission
scaffolding							1		2	1			1	1									1	1	8	scaffolding
centrifugal machine												1					1			1			1	4	centrifugal machine	
other powered crane											1					1							1	3	other powered crane	
railway equipment																						1		1	2	railway equipment
other causal agent			5		1		3	2	3	3			2	3	4	3	4	2	4	1	4		42		86	other causal agent
cars, bus, motorcycle			7				1	3	4	7	3	2	3		1		1	1		2	1		3		39	cars, bus, motorcycle
other powered conveying machines			3		1		2		1	2			1	1	1	1	1	3	1	1	2		3		24	other powered conveying machines
harmful substance			5		3					1		2	3	1	1				1		2	1	1		21	harmful substance

other construction machines					1																							1	other construction machines													
food manufacturing machine											1																		1	food manufacturing machine												
pressure vessel																													1	pressure vessel												
other pressure vessels											1																		1	other pressure vessels												
chemical facilities																													1	chemical facilities												
other kiln, caldron																														1	other kiln, caldron											
explosive substance																															1	explosive substance										
water																															1	water										
abnormal environment																																	1	abnormal environment								
wood planer machine																																		1	wood planer machine							
chain saw																																					1	chain saw				
leveling, transporting or loading machine																																								1	leveling, transporting or loading machine	
excavating machine																																								1	excavating machine	
vehicle for high lift work																																									1	vehicle for high lift work
felling machine																																									1	felling machine
mobile logging machine																																									1	mobile logging machine

July	81	98	80	77	56	58	74	36	74	56	45	37	50	33	48	35	39	35	38	50	38	31	37	46	1,252	July
September	81	89	74	73	64	71	61	61	53	44	33	47	38	42	48	42	40	29	41	37	29	17	40	36	1,190	September
June	82	78	57	65	68	72	67	60	47	55	36	45	40	33	35	47	40	40	39	31	42	30	36	36	1,181	June
February	82	71	89	63	53	68	62	54	57	53	34	37	32	32	31	44	30	39	37	45	37	28	28	36	1,142	February
October	62	85	62	63	56	68	47	55	51	47	35	30	22	38	28	41	44	28	33	36	43	38	36	36	1,084	October
January	76	64	54	52	60	73	44	60	55	47	23	35	33	31	27	33	41	32	36	35	38	38	60	35	1,082	January
April	80	88	60	67	42	68	51	56	43	46	35	31	24	43	41	41	37	28	36	43	32	26	34	33	1,085	April
November	68	79	53	61	51	71	50	60	50	43	39	29	43	24	36	25	33	34	26	23	35	35	32	33	1,033	November
August	71	75	56	55	62	66	71	64	60	51	25	38	46	42	21	43	23	38	29	45	32	25	46	32	1,116	August
March	96	84	88	58	79	73	61	63	55	55	38	42	23	49	31	41	33	38	28	26	33	27	39	29	1,189	March
December	63	68	56	51	52	57	40	43	53	35	31	37	28	39	25	43	24	28	37	30	35	32	31	28	966	December
May	64	77	67	71	63	48	54	57	58	45	28	44	36	49	32	38	44	34	39	38	30	26	26	26	1,094	May
total	906	956	796	756	706	793	682	669	656	577	402	452	415	455	403	473	428	403	419	439	424	353	445	406	13,414	total

Transition of prefectures of fatal and non-fatal accidents in 011203 metal press products in Japan (1999-2022)

Prefecture	1999	2000	2001	2002	2003	2004	2005	2006	2007	2008	2009	2010	2011	2012	2013	2014	2015	2016	2017	2018	2019	2020	2021	2022	total	Prefecture
Aichi	79	91	93		80		97	76	73	73	52	54	58	55	46	69	57	56	59	62	60	51	48	58	1,447	Aichi
Osaka	145	153	139		83		126	125	100	97	68	74	59	87	67	86	67	62	59	42	57	50	43	47	1,836	Osaka
Niigata	54	57	48		55		36	37	37	28	24	43	25	36	30	31	29	26	26	28	38	32	34	36	790	Niigata
Shizuoka	54	50	25		43		29	33	45	36	16	20	21	25	37	37	31	29	26	33	32	27	25	33	707	Shizuoka
Tokyo	99	98	51		68		60	68	61	42	28	27	39	31	29	23	26	19	26	26	21	25	29	26	922	Tokyo
Gunma	29	44	29		17		36	29	30	30	16	21	23	17	13	30	17	19	21	15	15	10	18	25	504	Gunma
Mie	15	9	10		10		9	9	10	5	2	5	6	6	4	1	7	2	5	12	7	4	8	18	164	Mie
Ibaraki	42	56	49		26		18	17	21	21	11	21	25	11	15	22	16	16	24	14	16	21	19	16	497	Ibaraki

Chiba	31	29	23		23		29	24	17	18	17	11	12	11	13	13	17	18	21	22	10	6	37	14	416	Chiba
Gifu	20	15	24		18		10	13	10	14	11	15	9	7	13	13	3	9	10	8	9	3	9	14	257	Gifu
Nagano	12	14	23		26		19	21	26	18	9	15	7	7	15	15	17	19	14	11	13	12	9	13	335	Nagano
Saitama	60	75	64		47		33	42	41	37	35	27	20	30	20	25	29	15	26	24	14	15	25	12	716	Saitama
Kanagawa	42	42	26		19		22	16	25	19	10	14	12	16	13	15	14	6	9	12	5	6	12	12	367	Kanagawa
Hyogo	32	41	29		39		18	22	15	14	14	17	14	16	13	9	14	4	7	19	17	10	20	11	395	Hyogo
Toyama	10	2	10		9		10	8	7	5	4	7	3	4	5	2	9	7	4	3	2	6	9	10	136	Toyama
Tochigi	18	21	17		14		11	9	6	7	8	9	6	3	6	6	8	8	3	7	8	8	4	8	195	Tochigi
Fukushima	14	11	10		11		3	16	11	13	4	10	7	6	10	7	6	10	4	7	6	11	7	7	191	Fukushima
Nara	8	7	12		15		21	11	16	9	12	9	9	10	5	10	6	12	5	10	10	7	11	5	220	Nara
Tokushima	3	4	5		2		3	1	2	2	2	2	1		1	2	1	2	2	3	5	2		5	50	Tokushima
Fukuoka	30	27	17		18		9	6	16	12	7	6	11	9	9	11	5	7	13	7	12	10	9	4	255	Fukuoka
Yamanashi	7	15	10		5		4	1	5	5		5	3	2	1	2	2	3	2	7	7		1	4	91	Yamanashi
Shiga	13	21	10		8		11	16	17	10	4	3	3	10	8	7	5	4	9	6	9	3	8	3	188	Shiga
Okayama	8	8	10		8		9	11	7	4	5	4	5	9	2	7	6	4	7	4	1	6	6	3	134	Okayama
Kyoto	4	7	4		9		8	9	10	8	8	5	5	3	2	4	7	8	4	2	5	7	4	3	126	Kyoto
Iwate	10	2	4		2		1	2	2	3	2	2	2	1	1	4	1	4	4		3	1	3	3	57	Iwate
Hiroshima	13	7	9		7		9	8	10	6	4	6	5	7	9	4	4	10	4	13	10	4	20	2	171	Hiroshima
Kagawa	5	5	3		3		5	3	4	4	3	4	2	3		3	4	2	3	4	5	2	4	2	73	Kagawa
Wakayama	6	2	5		1			2	3	4	1	1	1	4		3	2	3	3	3	2	1	3	2	52	Wakayama
Kumamoto	4	2	2		3		3	2	4	2	6	3	5	1			1	1	1	2	1	1		2	46	Kumamoto
Kochi	3	2	1		2		2	1		4				2		1			1	3	4			2	28	Kochi
Ishikawa	5	7	10		4		9	6	3	7	2	2	4	2	4	2	3	5	2	7	4	1	3	1	93	Ishikawa
Miyagi	5	6	3		3		2	3	3			3		4		2	2	3		2	1	3	3	1	49	Miyagi

Akita	1	2	1		1		1	3	1	5	2	1	2	4	1		1		1	3		1		1	32	Akita	
Shimane	4	5	1		1			1	2	3				1		1		2	2		3		1	1	28	Shimane	
Yamaguchi		4	1				2	3	3	1			1	1	2		1							1	20	Yamaguchi	
Aomori	2		1		1		1	1	2	1	1	1					2		1		1	1		1	17	Aomori	
Yamagata	4	7	6		10		4	6	3	2	2	1	2	2	3	2	1	3	2	5	2	1	4		72	Yamagata	
Hokkaido	8	2	2		7		6	5	3	1	4	1	3	2	1		1	3	1	2	1	1	3		57	Hokkaido	
Tottori		3	1		4		1		1	3	2		1	3		1	2		3	3	2		3		33	Tottori	
Kagoshima			1		1		1	1	3		1	2	2	1				1		2	3	2	1		22	Kagoshima	
Saga	2		2		2		1	2				1		1	1	2	1			3	1			1	20	Saga	
Fukui	1		1				2							2	3	1	3	1		1	2				17	Fukui	
Nagasaki	1	2							1	2		1	1									1	1	1		11	Nagasaki
Oita	2	1	2		1									1							2				9	Oita	
Okinawa							1			2	2			1					1	1		1			9	Okinawa	
Ehime											2			1					1	1					5	Ehime	
Miyazaki	1		2													1	1								5	Miyazaki	
total	906	956	796	756	706	793	682	669	656	577	402	452	415	455	403	473	428	403	419	439	424	353	445	406	13,414	total	

Data Source : <https://anzeninfo.mhlw.go.jp/user/anzen/tok/anst00.html> MHLW, Jaan

Return to https://www.jisha.or.jp/english/statistics/202312_05.html