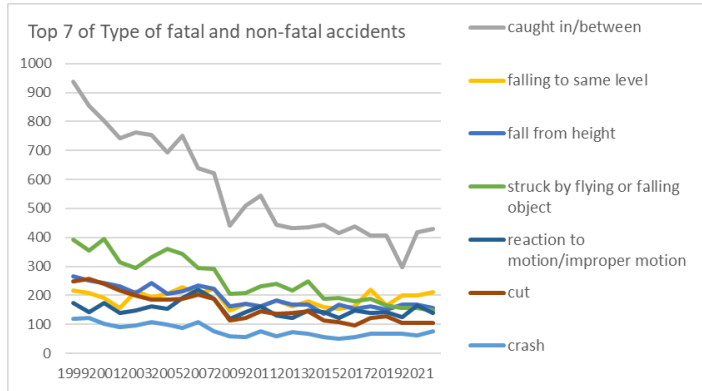
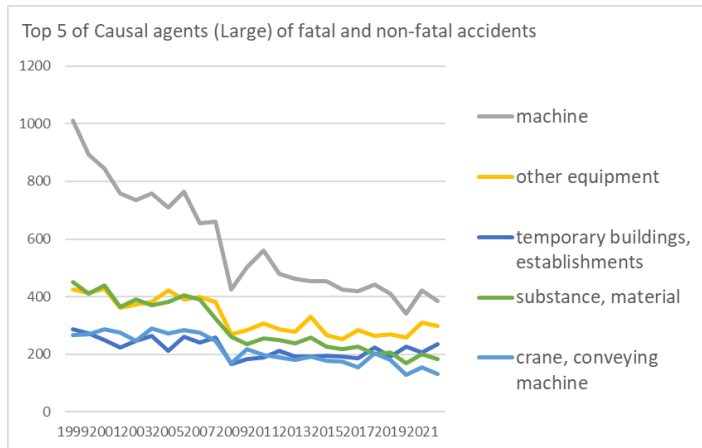


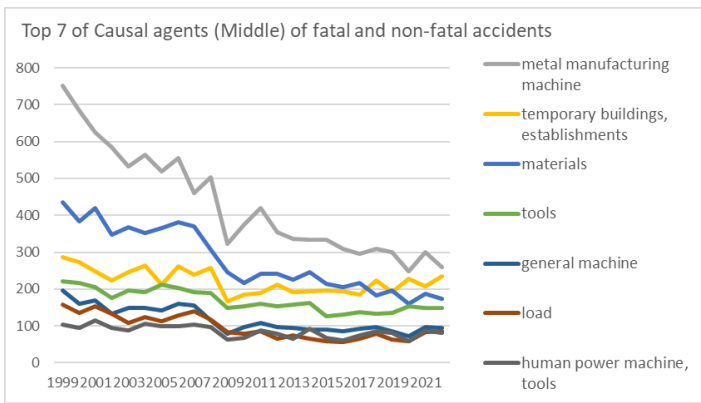
Transition of fatal and non-fatal accidents in 011301 machine products in Japan (1999-2022)



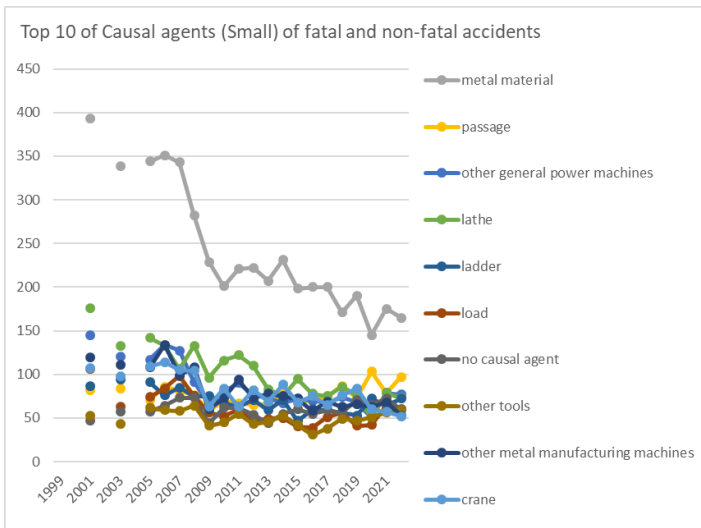
Transition of Top 7 of Type of fatal and non-fatal accidents in 011301 machine products in Japan (1999-2022)



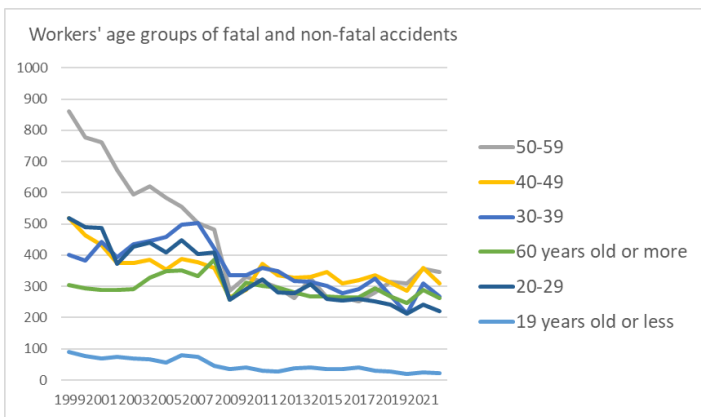
Transition of Top 5 of Causal agents (Large) of fatal and non-fatal accidents in 011301 machine products in Japan (1999-2022)



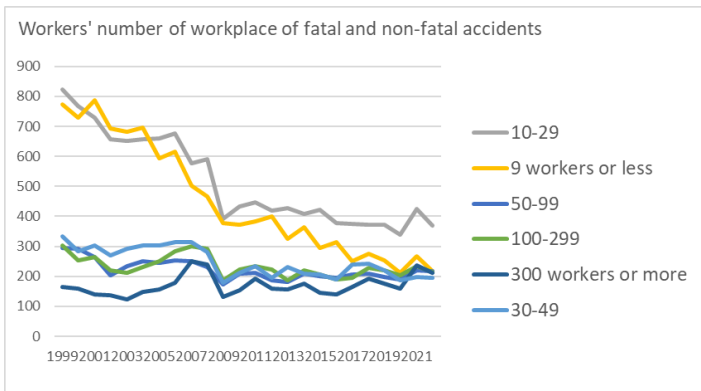
Transition of Top 7 of Causal agents (Middle) of fatal and non-fatal accidents in 011301 machine products in Japan (1999-2022)



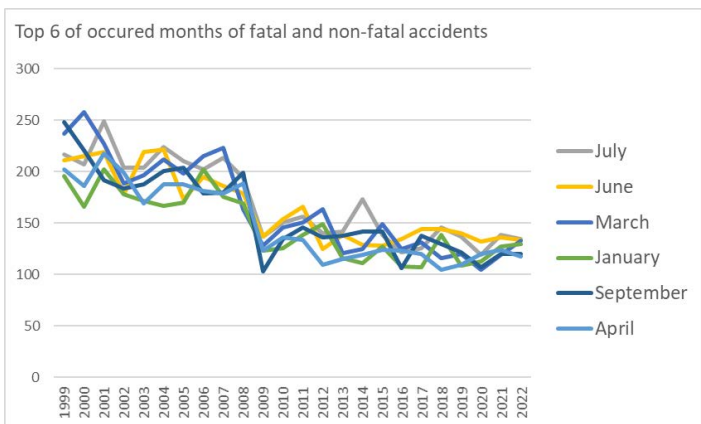
Transition of Top 10 of Causal agents (Small) of fatal and non-fatal accidents in 011301 machine products in Japan (1999-2022)



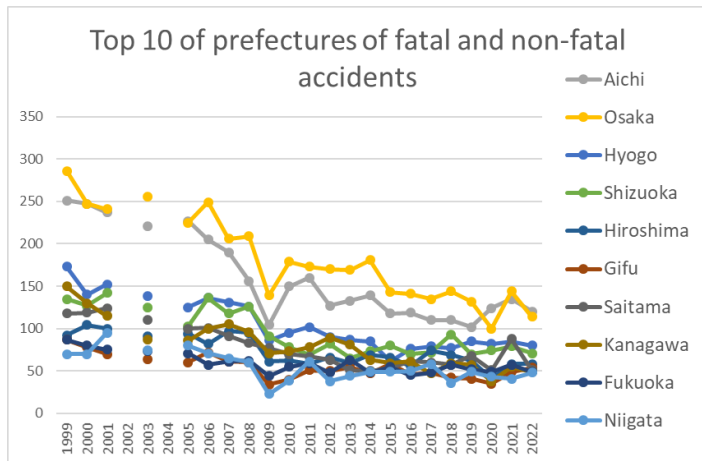
Transition of workers' age groups of fatal and non-fatal accidents in 011301 machine products in Japan (1999-2022)



Transition of workers' number of workplace of fatal and non-fatal accidents in 011301 machine products in Japan (1999-2022)



Transition of Top 6 of occurred months of fatal and non-fatal accidents in 011301 machine products in Japan (1999-2022)



Transition of Top 10 of prefectures of fatal and non-fatal accidents in 011301 machine products in Japan (1999-2022)

Transition of Type of fatal and non-fatal accidents in 011301 machine products in Japan (1999-2022)

Type of accidents	1999	2000	2001	2002	2003	2004	2005	2006	2007	2008	2009	2010	2011	2012	2013	2014	2015	2016	2017	2018	2019	2020	2021	2022	total	Type of accidents
caught in/between	938	854	804	741	763	755	693	751	638	621	442	511	545	444	431	435	445	415	438	406	406	297	418	429	13,620	caught in/between
falling to same level	216	208	191	156	214	194	205	227	205	222	147	171	163	181	162	180	160	153	163	220	166	200	200	212	4,516	falling to same level
fall from height	266	252	244	232	208	242	205	215	233	222	163	172	162	183	168	168	136	168	153	162	150	169	168	157	4,598	fall from height
struck by flying or falling object	392	356	396	314	295	333	360	344	294	290	204	207	230	240	216	248	187	191	180	188	166	157	156	147	6,091	struck by flying or falling object
reaction to motion/improper motion	173	141	173	139	148	162	155	192	219	188	118	143	161	130	121	148	143	121	147	138	141	126	164	138	3,629	reaction to motion/improper motion
cut	248	256	241	218	200	185	185	189	201	189	114	123	145	137	138	144	114	107	96	123	128	106	106	104	3,797	cut
crash	118	122	101	91	95	109	98	88	107	77	59	55	77	60	72	68	57	51	57	68	66	67	62	76	1,901	crash
crashed by	142	99	144	128	104	121	127	130	121	127	80	73	74	75	72	68	86	74	70	70	86	64	91	67	2,293	crashed by
collapse	100	82	87	67	70	71	85	90	85	71	47	49	44	61	58	52	57	45	49	48	52	37	48	35	1,490	collapse

contact to high/low-temperature	40	37	28	29	25	34	28	31	30	45	15	31	29	24	23	22	27	23	25	44	31	22	19	35	697	contact to high/low-temperature
contact to harmful substance	9	14	10	10	12	13	13	17	12	8	12	14	6	5	4	12	6	10	5	9	5	7	12	7	232	contact to harmful substance
others	8	6	7	9	9	10	10	4	11	8	5	6	7	11	6	9	6	7	7	8	13	22	109	6	304	others
traffic accident (public road)	30	39	39	28	25	44	25	32	21	25	21	29	39	21	24	17	26	26	17	22	18	8	14	5	595	traffic accident (public road)
electric shock	2	3	6	6	6	5	3		3	5	2	6	2	2	2	2	4		1	4	3	2	6	5	80	electric shock
unclassifiable	3	3	3		6	2	4	2	1		1	2		3	5	3	7	3	5	2	2			2	59	unclassifiable
explosion	2	5	1	1	8		8		5	2	1	2				5	3	2	7	1	1	2		1	57	explosion
burst	4	2	3	2	3	1	4	5	2	2	2	1	2	4	2	2	2	2	3		1	2	2	1	54	burst
fire	1	3	3	7	1	2	2		1		3	5	6	1	2	2	1	2	1	1	2	1	3	1	51	fire
injury to the sole of the foot	3	2	3	2	1	4	1	3	3		2	1	4	3	1	2	6	3	2	6			4		56	injury to the sole of the foot
traffic accident (others)		2	1						3			1			1			1	1				1		11	traffic accident (others)
drown													5						1				1		7	drown
total	2,695	2,486	2,485	2,180	2,193	2,287	2,211	2,320	2,195	2,102	1,438	1,602	1,701	1,585	1,508	1,587	1,473	1,405	1,427	1,520	1,437	1,290	1,583	1,428	44,138	total

Transition of Causal agents (Large) of fatal and non-fatal accidents in 011301 machine products in Japan (1999-2022)

Causal (L) agents	1999	2000	2001	2002	2003	2004	2005	2006	2007	2008	2009	2010	2011	2012	2013	2014	2015	2016	2017	2018	2019	2020	2021	2022	total	Causal (L) agents
machine	1,012	893	844	758	735	758	709	763	655	660	426	502	561	480	463	455	453	426	420	441	410	342	423	385	13,974	machine
other equipment	424	412	428	361	374	381	423	391	398	382	271	285	308	288	278	331	266	252	284	264	271	258	309	299	7,938	other

																											equipment
temporary buildings, establishments	286	273	249	223	247	264	213	262	240	257	166	185	190	213	191	193	196	193	186	224	191	227	207	234	5,310	temporary buildings, establishments	
substance, material	452	411	440	365	389	369	381	404	390	323	260	234	254	251	238	258	227	219	228	201	208	170	202	184	7,058	substance, material	
crane, conveying machine	268	270	287	276	248	291	274	283	275	246	168	217	199	188	180	192	178	174	156	205	182	130	154	133	5,174	crane, conveying machine	
load	158	135	153	133	109	124	112	128	141	118	83	79	85	66	75	65	58	56	65	78	64	58	84	86	2,313	load	
others	75	84	69	56	78	85	79	78	87	97	55	81	74	69	62	70	79	64	73	68	89	89	182	70	1,913	others	
environment	20	8	15	8	13	15	20	11	9	19	9	19	30	30	21	23	16	21	15	39	22	16	22	37	458	environment	
total	2,695	2,486	2,485	2,180	2,193	2,287	2,211	2,320	2,195	2,102	1,438	1,602	1,701	1,585	1,508	1,587	1,473	1,405	1,427	1,520	1,437	1,290	1,583	1,428	44,138	total	

Transition of Causal agents (Middle) of fatal and non-fatal accidents in 011301 machine products in Japan (1999-2022)

Causal (M) agents	1999	2000	2001	2002	2003	2004	2005	2006	2007	2008	2009	2010	2011	2012	2013	2014	2015	2016	2017	2018	2019	2020	2021	2022	total	Causal (M) agents
metal manufacturing machine	752	684	624	585	532	564	518	555	460	504	323	374	420	354	336	335	334	310	295	310	300	249	299	260	10,277	metal manufacturing machine
temporary buildings, establishments	286	273	249	223	247	264	213	262	240	257	166	185	190	213	191	193	196	193	186	224	191	227	207	234	5,310	temporary buildings, establishments
materials	436	384	420	348	368	351	365	381	369	306	246	217	241	241	226	246	215	206	216	183	197	160	187	174	6,683	materials
tools	222	216	205	175	197	192	212	202	191	190	149	154	160	153	158	163	126	131	137	133	136	153	150	149	4,054	tools
general machine	197	161	169	133	150	150	143	161	155	114	80	97	108	97	94	91	90	85	92	96	86	73	98	94	2,814	general machine

manufacturing machines			119		111		108	134	99	108	60	73	94	73	78	75	72	58	69	63	66	63	68	53	1,644	manufacturing machines
crane			107		98		109	114	105	104	63	84	63	82	69	88	68	75	65	76	84	60	57	52	1,623	crane
drill press, milling machine			143		130		127	122	113	117	74	77	79	60	66	70	71	67	48	49	60	40	53	48	1,614	drill press, milling machine
hand tool			80		45		52	57	61	57	37	37	45	46	33	41	30	28	44	46	45	28	42	44	898	hand tool
stairs, landing stage			42		45		33	52	30	51	25	39	35	38	38	34	41	38	35	40	32	46	52	44	790	stairs, landing stage
other equipment, facilities			59		48		74	58	63	55	29	36	44	33	37	48	41	37	49	25	30	29	40	43	878	other equipment, facilities
power press			75		63		52	74	50	47	29	31	42	47	40	45	40	41	49	33	38	34	32	42	904	power press
grinding machine, buffing machine			95		78		79	87	83	83	57	62	72	56	64	62	47	58	46	73	57	57	64	40	1,320	grinding machine, buffing machine
working platform, boot board			44		46		37	51	45	47	28	34	25	40	34	29	32	30	29	35	26	24	30	30	696	working platform, boot board
machine/equipment as load			47		46		38	44	43	43	27	27	25	19	26	15	18	17	14	22	23	16	20	26	556	machine/equipment as load
building, establishment			30		35		26	29	42	39	18	26	29	31	25	26	21	21	20	29	30	20	21	25	543	building, establishment
other temporary buildings, establishments			24		26		24	30	22	24	18	10	20	24	18	13	23	17	13	16	20	22	15	25	404	other temporary buildings, establishments
human power hauling equipment			31		34		40	35	36	35	18	26	36	27	24	43	34	31	25	32	29	26	35	23	620	human power hauling equipment
truck			39		25		37	32	42	39	23	37	34	26	36	24	25	22	19	32	29	17	24	22	584	truck
conveyor			27		24		22	17	25	21	22	22	13	18	10	17	10	11	11	14	9	11	11	19	334	conveyor
slinging tool			65		60		59	67	48	51	33	42	42	39	53	39	37	40	40	28	36	30	30	18	857	slinging tool
other environments			7		12		13	8	2	9	7	8	12	18	9	15	7	12	6	15	5	7	13	18	203	other environments

high/cold temperature environment			6			3	2	3	5	1	10	10	4	10	5	6	7	6	20	13	6	7	18	142	high/cold temperature environment	
forklift			31		43		47	56	41	43	28	21	29	30	26	20	30	25	26	24	24	23	27	16	610	forklift
human power cranes			4		3		3	3	5	3	6	1	5	3	6	4		1	2	1	3	3	8	13	77	human power cranes
power transmission mechanism			20		20		18	19	15	18	12	6	13	11	13	8	10	11	18	13	10	7	7	10	259	power transmission mechanism
other causal agent			19		13		16	12	13	24	7	14	11	13	15	11	13	7	10	9	16	24	110	8	365	other causal agent
other powered conveying machines			5		11		9	6	7	4		8	7	7	3	5	7	6	5	8	6	1	5	8	118	other powered conveying machines
arc welding equipment			5		9		11	10	12	11	10	3	7	3	4	9	7	6	3	5	7	6	7	7	142	arc welding equipment
circular sawing machine			11		8		9	6	6	6	4	7	5	3	2	7	6	4	6	5	4	4	2	7	112	circular sawing machine
roll machine (except printingroll machine)			11		13		10	12	9	5	4	5	7	13	5	6	9	7	6	9	4	6	5	6	152	roll machine (except printingroll machine)
scaffolding			13		6		11	6	9	14	10	5	4	5	3	6	6	9	9	3	2	8	3	6	138	scaffolding
transmission			2		1		1	6	2	1	3		4			5	1	3	1	2		2	6	40	transmission	
other hazards, harmful substances			6		4		2	10	7	6	1	4	3	5	5	8	4	3	2	6	3	4	8	5	96	other hazards, harmful substances
opening			9		2		6	4	8	1	7		5	5	6	5	5	3	4	7	4	2	5	5	93	opening
cars, bus, motorcycle			49		23		25	32	30	21	18	28	38	14	20	20	27	20	20	32	16	10	16	4	463	cars, bus, motorcycle
other materials			15		15		10	14	13	13	11	11	15	7	9	12	7	2	7	8	3	6	10	4	192	other materials
shearing machine			16		17		10	5	9	16	7	13	11	7	5	8	8	8	8	6	2	5	3	4	168	shearing machine

transporting or loading machine			2		3		1	1					1	2	2	3	1			2	1	3		1	2	25	transporting or loading machine
other pressure vessels			5				2	3	1	1	1		1	1	1					2	1	1	2		2	24	other pressure vessels
vehicle for high lift work			1		3		2	1	2	1		1	1	2	2	1	1							2	21	vehicle for high lift work	
other powered crane			6		2		8	9	4	5	5	5	3	4	4	4	1	7	2	8	3	2	2	1	85	other powered crane	
kiln, caldron			5		10		4	1	5	2	1	5	2	2	1	7	5	1	2	3		3	4	1	64	kiln, caldron	
excavating machine			4		2		4	6	4	2	3	5	3	3	4	3	2	3	4	3	2	2	1	1	61	excavating machine	
gas welding equipment			5		4		4	4	3	3	7	3		2	4	3	3	3	7	1	2	1		1	60	gas welding equipment	
injection molding machine			1		4		4	3	2	4	2	1	1		3	2	1	1	2	5	2	3		1	42	injection molding machine	
engine			3		5		2	3		3	1	1	3	3	2		3	2	1	2	2	1	1	1	39	engine	
other construction machines			2		4		3	3	1	4				1		3	4	4		4		1	2	1	37	other construction machines	
electric power facilities			1		5		1	2	2	6	3	6			1		1			2	2	2	2	1	37	electric power facilities	
stone, sand, substance			3		1		2	4	2	2	2		2	1		1	1	1	2	1		1		1	27	stone, sand, substance	
natural ground, rock			1				2		2	2				4	2	2	2			1	1	2	1		1	23	natural ground, rock
band sawing machine			1		1		1	1	2		2	3	2		2			1		2		1	1	1	21	band sawing machine	
inflammable gas					2		2	3	3	1				1	1		1	1	1	3		1		1	21	inflammable gas	
centrifugal machine			2				2	1	1	2		1			2		1		3		1		2	1	19	centrifugal machine	

pressure vessel			2	1		1	1	2	1	1					1	2		2	1	2	1	18	pressure vessel		
chemical facilities			2	1				2		1				1	2			1				1	11	chemical facilities	
demolition machine			2				1	1								2						1	7	demolition machine	
loader			2											1								1	4	loader	
inflammable substance			6	8		1	4	4	7	3	5	7	2	1	1	2	3	6	3	4	2	1		70	inflammable substance
industrial dryer			2			4	1		1	1		1		1	1	1	1	2		1		1	18	industrial dryer	
standing tree			1						2			2	4		1	1		1	2	1	1	2	18	standing tree	
water				1		2		2	1	1	1	6					1	1		1	1		18	water	
railway equipment				1		1	2	1	2	1		3	1	1					1				14	railway equipment	
wood planer machine						3	2	1	2		2		1							1		1	13	wood planer machine	
other kiln, caldron				3			1	1	1	1			1	1					1				10	other kiln, caldron	
foundation work machine			1						1		1		2	2			1						8	foundation work machine	
boiler				1		2			1				2						1				7	boiler	
hardening machine				1					1		1									1	1		5	hardening machine	
forging pressure hammer											2		1			1				1			5	forging pressure hammer	
chamfering machine, router, woodworking milling machine						1					1										2		4	chamfering machine, router, woodworking milling machine	
chain saw									1												3		4	chain saw	
gondola				1					1					2									4	gondola	
explosive substance						1								1		1					1		4	explosive substance	

cargo lifting appliance			1																		1	1		3	cargo lifting appliance	
railway vehicle			1											1				1						3	railway vehicle	
abnormal environment									1									1		1				3	abnormal environment	
rough terrain hauler									1															1	rough terrain hauler	
felling machine																									felling machine	
mobile logging machine																									mobile logging machine	
skyline yarding machine																									skyline yarding machine	
other mobile silviculture machine																									other mobile silviculture machine	
derrick crane																									derrick crane	
lumberyard equipment, logging cableway																									lumberyard equipment, logging cableway	
simple skyline yarding equipment																									simple skyline yarding equipment	
straddle carrier																									straddle carrier	
timbering																									timbering	
radiation																									radiation	
total	2,695	2,486	2,485	2,180	2,193	2,287	2,211	2,320	2,195	2,102	1,438	1,602	1,701	1,585	1,508	1,587	1,473	1,405	1,427	1,520	1,437	1,290	1,583	1,428	44,138	total

Transition of workers' age groups of fatal and non-fatal accidents in 011301 machine products in Japan (1999-2022)

Age	1999	2000	2001	2002	2003	2004	2005	2006	2007	2008	2009	2010	2011	2012	2013	2014	2015	2016	2017	2018	2019	2020	2021	2022	total	Age
50-59	860	778	763	672	595	621	583	555	504	482	286	330	315	296	263	325	266	264	251	281	315	310	356	345	10,616	50-59

40-49	520	463	433	376	376	385	355	389	378	359	264	290	373	335	328	331	345	310	320	335	312	287	360	310	8,534	40-49
30-39	401	383	443	394	434	446	458	497	502	422	337	337	359	348	318	314	301	278	291	325	270	213	310	267	8,648	30-39
60 years old or more	304	294	289	290	292	327	349	352	333	385	257	312	301	296	282	268	267	265	265	295	269	246	288	263	7,089	60 years old or more
20-29	519	490	488	373	426	441	409	447	404	408	258	292	324	282	278	308	260	254	260	253	243	214	243	222	8,096	20-29
19 years old or less	91	78	69	75	70	67	57	80	74	46	36	41	29	28	39	41	34	34	40	31	28	20	26	21	1,155	19 years old or less
total	2,695	2,486	2,485	2,180	2,193	2,287	2,211	2,320	2,195	2,102	1,438	1,602	1,701	1,585	1,508	1,587	1,473	1,405	1,427	1,520	1,437	1,290	1,583	1,428	44,138	total

Transition of workers' number of workplace of fatal and non-fatal accidents in 011301 machine products in Japan (1999-2022)

Workers scale	1999	2000	2001	2002	2003	2004	2005	2006	2007	2008	2009	2010	2011	2012	2013	2014	2015	2016	2017	2018	2019	2020	2021	2022	total	Workers scale
10-29	824	769	729	657	651	658	661	677	578	592	391	432	446	420	428	408	423	377	374	371	371	339	425	370	12,371	10-29
9 workers or less	772	730	787	694	681	697	594	616	502	466	378	372	382	399	324	364	294	315	249	276	253	212	268	218	10,843	9 workers or less
50-99	296	293	263	204	234	249	246	253	250	232	174	208	212	188	182	208	200	194	207	210	197	190	221	216	5,327	50-99
100-299	304	252	263	220	212	232	250	283	299	293	186	223	233	223	188	221	206	189	194	229	220	202	233	215	5,570	100-299
300 workers or more	165	159	140	136	124	148	156	178	251	239	131	154	193	159	156	177	145	140	165	193	176	159	237	213	4,094	300 workers or more
30-49	334	283	303	269	291	303	304	313	315	280	178	213	235	196	230	209	205	190	238	241	220	188	199	196	5,933	30-49
total	2,695	2,486	2,485	2,180	2,193	2,287	2,211	2,320	2,195	2,102	1,438	1,602	1,701	1,585	1,508	1,587	1,473	1,405	1,427	1,520	1,437	1,290	1,583	1,428	44,138	total

Transition of occurred months of fatal and non-fatal accidents in 011301 machine products in Japan (1999-2022)

Month	1999	2000	2001	2002	2003	2004	2005	2006	2007	2008	2009	2010	2011	2012	2013	2014	2015	2016	2017	2018	2019	2020	2021	2022	total	Month
July	217	207	249	204	204	224	210	202	214	194	137	151	156	140	142	173	139	122	126	146	137	119	139	135	4,087	July
June	211	215	219	178	219	222	173	195	186	179	137	154	166	125	139	129	128	135	144	144	140	132	136	134	3,940	June
March	237	258	227	189	197	212	198	215	223	164	128	146	151	164	121	125	149	125	131	116	120	105	119	133	3,953	March
January	196	166	202	178	172	167	170	202	176	169	123	126	139	149	116	111	127	108	107	139	109	113	127	130	3,522	January
September	248	221	192	184	188	201	204	179	180	199	103	135	146	136	138	142	142	106	138	130	122	107	120	120	3,781	September

April	202	186	218	199	169	188	188	181	179	189	123	136	134	110	115	119	124	123	120	105	110	120	124	118	3,580	April
February	258	206	206	182	174	186	170	198	178	211	121	135	128	157	138	152	118	128	107	115	133	111	135	116	3,763	February
November	249	186	170	151	167	166	170	175	147	160	98	115	133	110	113	125	112	121	105	136	117	86	118	115	3,345	November
August	226	208	191	166	180	183	191	192	195	154	105	109	143	141	122	130	107	119	123	138	96	109	151	111	3,590	August
December	193	200	163	162	183	179	170	180	184	130	126	131	116	110	102	96	105	104	97	81	120	92	136	110	3,270	December
May	225	205	228	207	172	186	176	193	174	167	110	130	137	113	115	154	100	107	102	136	124	89	128	104	3,582	May
October	233	228	220	180	168	173	191	208	159	186	127	134	152	130	147	131	122	107	127	134	109	107	150	102	3,725	October
total	2,695	2,486	2,485	2,180	2,193	2,287	2,211	2,320	2,195	2,102	1,438	1,602	1,701	1,585	1,508	1,587	1,473	1,405	1,427	1,520	1,437	1,290	1,583	1,428	44,138	total

Transition of prefectures of fatal and non-fatal accidents in 011301 machine products in Japan (1999-2022)

Prefecture	1999	2000	2001	2002	2003	2004	2005	2006	2007	2008	2009	2010	2011	2012	2013	2014	2015	2016	2017	2018	2019	2020	2021	2022	total	Prefecture
Aichi	251	247	237		221		227	205	190	156	104	150	160	127	133	139	118	119	110	110	102	124	135	120	3,485	Aichi
Osaka	286	247	241		256		225	249	206	209	139	179	173	170	169	181	143	141	135	144	132	100	144	114	3,983	Osaka
Hyogo	173	140	152		138		125	136	131	126	86	95	102	90	87	85	61	76	79	77	85	82	85	80	2,291	Hyogo
Shizuoka	135	127	142		125		103	136	118	126	91	78	69	82	65	73	80	70	72	93	70	74	79	71	2,079	Shizuoka
Hiroshima	92	104	100		91		94	82	97	95	61	62	58	66	59	69	66	56	74	69	62	41	58	58	1,614	Hiroshima
Gifu	87	78	70		64		60	72	61	60	34	40	51	50	55	47	58	46	48	42	41	35	49	54	1,202	Gifu
Saitama	118	119	124		110		100	101	91	83	77	70	67	63	51	50	54	61	60	57	68	51	88	51	1,714	Saitama
Kanagawa	150	130	115		87		86	100	105	96	71	73	78	89	81	63	59	61	47	59	57	38	55	49	1,749	Kanagawa
Fukuoka	87	80	75		73		71	57	61	62	44	55	59	48	63	48	55	45	48	57	52	49	57	49	1,295	Fukuoka
Niigata	70	70	95		74		80	71	65	60	23	39	61	38	44	49	49	50	58	36	49	43	41	48	1,213	Niigata
Mie	73	56	53		45		51	60	62	50	32	41	58	37	28	43	41	42	38	54	46	25	42	46	1,023	Mie
Ishikawa	55	43	49		50		66	69	62	73	32	46	50	47	42	44	43	35	41	47	28	28	52	43	1,045	Ishikawa
Nagano	39	36	47		34		37	50	35	45	23	27	34	34	42	42	44	33	27	36	32	23	27	41	788	Nagano
Shiga	42	47	32		33		53	50	47	39	24	26	43	23	34	27	34	28	27	35	23	30	76	38	811	Shiga

Kagoshima	18	14	12		11		9	9	4	10	9	4	7	4	4	6	8	6	5	10	6	9	3	9	177	Kagoshima
Yamaguchi	57	34	37		33		25	32	41	34	26	21	22	9	16	18	20	17	18	25	18	23	13	8	547	Yamaguchi
Tokushima	18	13	18		20		16	23	12	11	8	16	15	11	11	12	13	4	9	9	9	7	7	8	270	Tokushima
Aomori	7	4	10		10		5	12	8	7	6	9	5	5	3	8	5	6	2	2	6	7	5	6	138	Aomori
Oita	10	4	11		11		7	10	8	16	13	10	4	5	10	8	4	2	2	1	3	6	10	5	160	Oita
Miyazaki	12	13	13		12		10	5	6	9	5	3	7	4	9	6	6	10	4	9	8	2	13	4	170	Miyazaki
Tottori	10	12	4		5		5	7	5	2	3		3	3	5	5	1	1	2	2	8	5	4	4	96	Tottori
Okinawa	1	2			1		1				1								1	1				1	9	Okinawa
total	2,695	2,486	2,485	2,180	2,193	2,287	2,211	2,320	2,195	2,102	1,438	1,602	1,701	1,585	1,508	1,587	1,473	1,405	1,427	1,520	1,437	1,290	1,583	1,428	44,138	total

Data Source : <https://anzeninfo.mhlw.go.jp/user/anzen/tok/anst00.html> MHLW, Jaan

Return to https://www.jisha.or.jp/english/statistics/202312_05.html