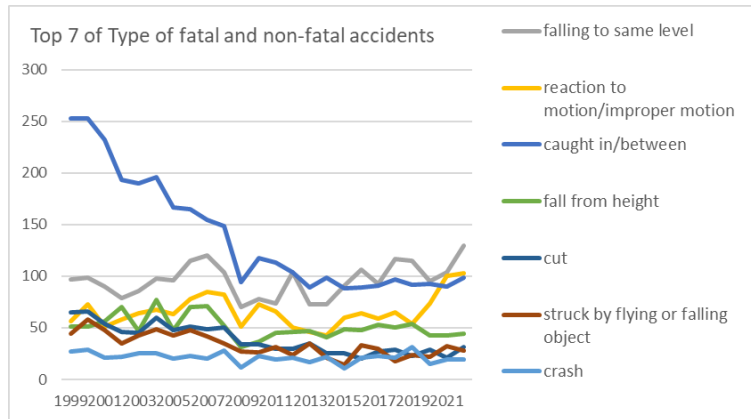
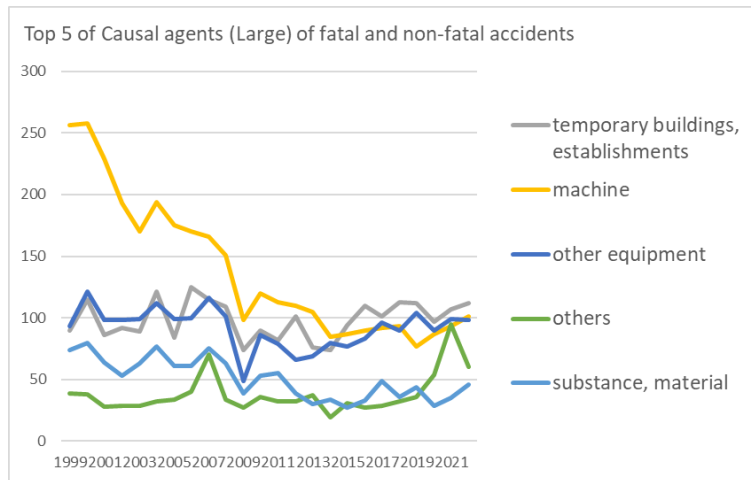


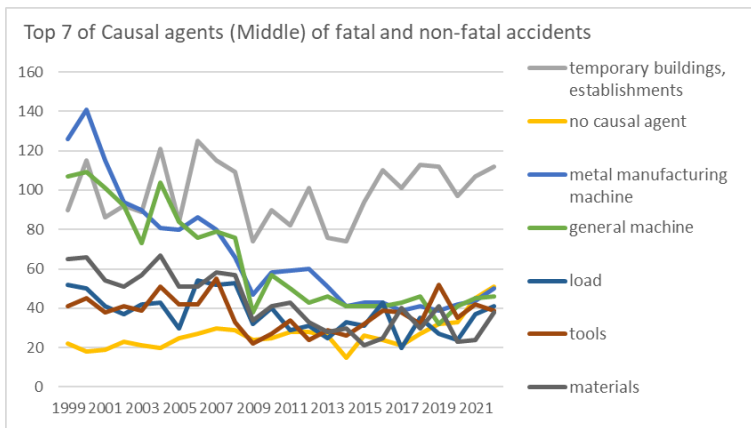
Transition of fatal and non-fatal accidents in 011409 other electrical equipment in Japan (1999-2022)



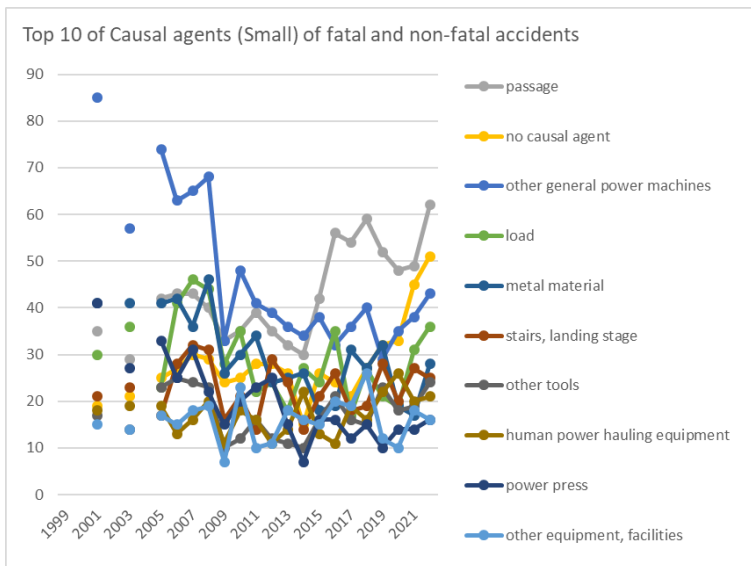
Transition of Top 7 of Type of fatal and non-fatal accidents in 011409 other electrical equipment in Japan (1999-2022)



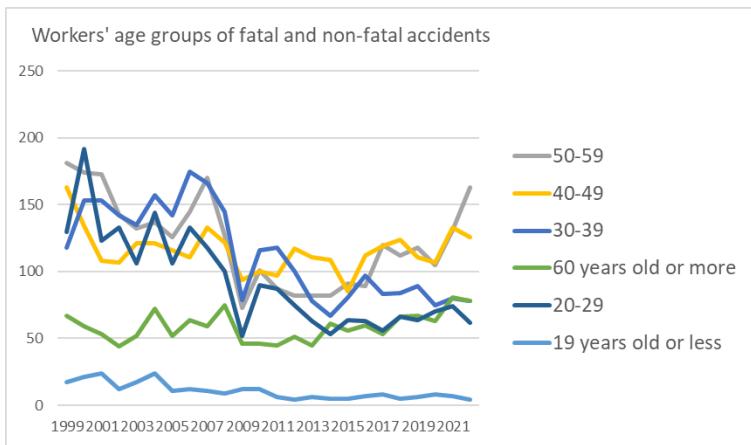
Transition of Top 5 of Causal agents (Large) of fatal and non-fatal accidents in 011409 other electrical equipment in Japan (1999-2022)



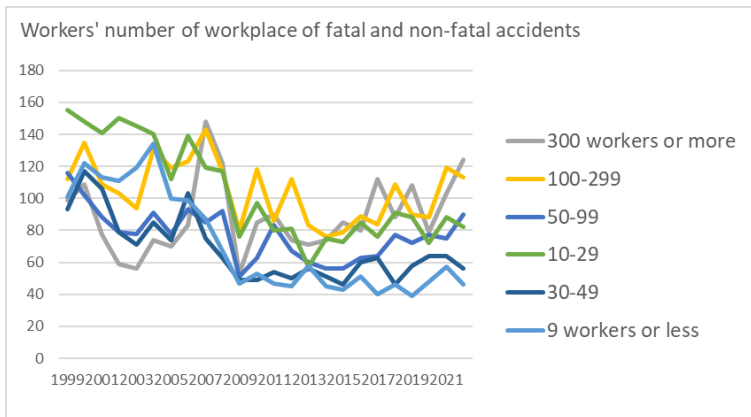
Transition of Top 7 of Causal agents (Middle) of fatal and non-fatal accidents in 011409 other electrical equipment in Japan (1999-2022)



Transition of Top 10 of Causal agents (Small) of fatal and non-fatal accidents in 011409 other electrical equipment in Japan (1999-2022)



Transition of workers' age groups of fatal and non-fatal accidents in 011409 other electrical equipment in Japan (1999-2022)



Transition of workers' number of workplace of fatal and non-fatal accidents in 011409 other electrical equipment in Japan (1999-2022)



motion/improper motion	56	73	51	58	64	68	63	78	85	82	51	73	66	50	46	43	60	64	59	65	54	74	100	103	1,586	motion/improper motion
caught in/between	253	253	232	193	190	196	167	165	155	149	94	118	113	104	89	99	88	89	91	97	92	93	90	99	3,309	caught in/between
fall from height	51	51	56	70	47	77	48	70	71	52	31	37	45	46	47	41	49	48	53	50	54	43	43	44	1,224	fall from height
cut	65	66	54	46	45	60	48	51	49	50	34	34	30	30	35	25	25	20	27	29	23	29	21	31	927	cut
struck by flying or falling object	44	58	48	35	43	49	43	48	42	35	27	26	31	24	35	21	14	33	30	18	24	22	32	28	810	struck by flying or falling object
crash	27	29	21	22	25	25	20	23	20	28	12	23	19	21	17	22	11	21	23	21	31	15	19	19	514	crash
crashed by	22	21	20	15	18	25	21	23	21	27	11	19	10	9	9	16	11	14	13	13	16	13	14	19	400	crashed by
collapse	13	20	18	20	15	19	10	18	16	13	5	9	13	9	14	12	9	10	18	12	16	6	6	9	310	collapse
others	4	5	1	4	2	5	3	4	37	3	4	5	4	3	4	2	3	5	1	2	1	19	47	7	175	others
contact to harmful substance	5	10	9	1	4	9	8	10	15	5	3	10	8	5	2	5	3	7	6	3	2	6	7	7	150	contact to harmful substance
traffic accident (public road)	17	23	19	24	7	10	13	17	10	13	9	16	10	14	6	11	5	1	16	10	8	6	8	5	278	traffic accident (public road)
contact to high/low-temperature	15	14	3	10	10	8	8	10	11	9	2	10	9	6	4	4	6	7	6	15	11	6	8	5	197	contact to high/low-temperature
unclassifiable	2	1	2	1	1	1		3	1	1	1	2		2	1		2		1	1	3		2	4	32	unclassifiable
fire	1	1	2		1		1				1		1				1	1					2	1	13	fire
electric shock	2	3	5	3	5	2	2	2	4	5	1	3	3	2	1	3	1	2	1	1	4	1	2		58	electric shock
injury to the sole of the foot	1	2	1					3							1					1	1				10	injury to the sole of the foot

burst		1	1							2		2	1		1									1		10	burst
traffic accident (others)	1	2				2	2						1								2					10	traffic accident (others)
explosion		1	1			1										2		1								6	explosion
drown												2														2	drown
total	676	733	634	581	563	655	553	640	657	578	356	465	440	429	385	377	382	428	439	457	455	428	506	511	12,328	total	

Transition of Causal agents (Large) of fatal and non-fatal accidents in 011409 other electrical equipment in Japan (1999-2022)

Causal (L) agents	1999	2000	2001	2002	2003	2004	2005	2006	2007	2008	2009	2010	2011	2012	2013	2014	2015	2016	2017	2018	2019	2020	2021	2022	total	Causal (L) agents
temporary buildings, establishments	90	115	86	92	89	121	84	125	115	109	74	90	82	101	76	74	94	110	101	113	112	97	107	112	2,369	temporary buildings, establishments
machine	256	258	229	193	170	194	175	170	166	151	98	120	113	110	105	85	87	90	92	93	77	87	93	101	3,313	machine
other equipment	93	121	98	98	99	112	99	100	116	101	49	86	79	66	69	80	77	83	96	90	104	90	99	98	2,203	other equipment
others	39	38	28	29	29	32	34	40	70	34	27	36	32	32	37	19	31	27	29	32	36	54	95	60	920	others
substance, material	74	80	64	53	63	77	61	61	75	63	39	53	55	39	30	34	27	33	49	36	44	29	35	46	1,220	substance, material
load	52	50	41	37	42	43	30	54	52	53	32	40	29	31	25	33	31	43	20	35	27	24	37	41	902	load
crane, conveying machine	68	69	76	74	65	69	63	76	58	58	35	38	40	32	32	37	30	33	44	41	46	37	32	33	1,186	crane, conveying machine
environment	4	2	12	5	6	7	7	14	5	9	2	2	10	18	11	15	5	9	8	17	9	10	8	20	215	environment
total	676	733	634	581	563	655	553	640	657	578	356	465	440	429	385	377	382	428	439	457	455	428	506	511	12,328	total

Transition of Causal agents (Middle) of fatal and non-fatal accidents in 011409 other electrical equipment in Japan (1999-2022)

Causal (M) agents	1999	2000	2001	2002	2003	2004	2005	2006	2007	2008	2009	2010	2011	2012	2013	2014	2015	2016	2017	2018	2019	2020	2021	2022	total	Causal (M) agents
temporary buildings, establishments	90	115	86	92	89	121	84	125	115	109	74	90	82	101	76	74	94	110	101	113	112	97	107	112	2,369	temporary buildings, establishments
no causal agent	22	18	19	23	21	20	25	27	30	29	24	25	28	28	26	15	26	24	21	27	32	33	45	51	639	no causal agent
metal manufacturing machine	126	141	115	94	90	81	80	86	80	66	47	58	59	60	51	41	43	43	39	41	39	42	44	50	1,616	metal manufacturing machine
general machine	107	109	101	92	73	104	84	76	79	76	38	57	50	43	46	41	41	41	43	46	32	41	45	46	1,511	general machine
load	52	50	41	37	42	43	30	54	52	53	32	40	29	31	25	33	31	43	20	35	27	24	37	41	902	load
tools	41	45	38	41	39	51	42	42	55	33	22	27	34	24	29	26	32	39	38	32	52	35	42	39	898	tools
materials	65	66	54	51	57	67	51	51	58	57	34	41	43	33	28	30	21	25	40	30	41	23	24	38	1,028	materials
human power machine, tools	24	46	38	29	34	33	31	32	33	32	16	29	22	20	21	30	21	19	29	26	35	41	32	36	709	human power machine, tools
conveying machine	42	33	44	41	43	40	39	45	40	34	23	14	21	15	19	14	19	22	26	21	34	25	14	21	689	conveying machine
natural environment	4	2	12	5	6	7	7	14	5	9	2	2	10	18	11	15	5	9	8	17	9	10	8	20	215	natural environment
other equipments, facilities	15	16	15	17	14	16	17	15	18	19	7	23	10	11	18	16	15	20	19	26	12	10	18	16	383	other equipments, facilities







working platform, boot board			11		20		11	19	17	17	10	11	13	11	6	7	10	13	11	11	8	12	11	10	239	working platform, boot board
forklift			16		17		21	20	10	14	11	7	11	6	3	6	6	6	10	13	14	11	5	10	217	forklift
other materials			13		14		6	7	20	7	4	9	8	5	3	3	3	5	9		7	2	4	9	138	other materials
building, establishment			9		4		9	14	11	9	11	8	8	14	5	8	14	7	10	12	11	6	16	8	194	building, establishment
hand tool			15		14		10	16	16	9	5	10	6	8	7	7	7	8	9	10	8	11	8	8	192	hand tool
grinding machine, buffing machine			9		10		7	5	6	9	7	5	5	8	6	7	1	4	2	5	5	1	5	8	115	grinding machine, buffing machine
other temporary buildings, establishments			7		6		5	12	7	7	3	12	5	9	7	13	5	8	4	7	12	7	4	7	147	other temporary buildings, establishments
human power cranes							1	1		3							1				4	3	3	7	23	human power cranes
cars, bus, motorcycle			18		12		12	18	9	16	7	17	11	8	8	14	8	3	12	13	5	6	9	6	212	cars, bus, motorcycle
other causal agent			7		6		5	7	39	4	2	7	4	2	10	3	2	3	6	4	3	20	49	6	189	other causal agent
drill press, milling machine			13		9		12	14	10	10	7	9	4	4	3	10	8	6	3	1	3	2	5	6	139	drill press, milling machine
machine/equipment as load			11		6		7	13	6	9	4	5	7	7	7	6	7	8	3	8	6	5	6	5	136	machine/equipment as load
conveyor			11		13		4	11	8	6	3	5	2	2	7	2	4	5	3	2	6	8	3	5	110	conveyor
crane			9		8		4	7	4	6	3	5	8	5	3	9	2	6	6	5	5	4	8	4	111	crane
lathe			5		10		3	7	4	6	6	5	2	2	8	3	6	5	5	8	5	7	4	4	105	lathe
harmful substance			6		2		8	7	10	1	2	8	4	3	1	2	5	3	6	3	2	3	5	4	85	harmful substance

truck			16		10		10	13	17	11	8	2	7	6	8	6	9	10	10	6	10	5	4	3	171	truck
high/cold temperature environment			2		1		2	5	1	3		1	3	6	2	1	1	1	2	7	6	5	4	3	56	high/cold temperature environment
other hazards, harmful substances			2		3		1	3	6	4	1	3	7	1	1			2	1	2	1	3	5	3	49	other hazards, harmful substances
unclassifiable			2		2		4	6	1	1	1	4		2	1	1	3		2	1	1	1	1	3	37	unclassifiable
other powered conveying machines			1		3		4		4	3	1		1		1			1	3		4	1	1	3	31	other powered conveying machines
transmission			1		1		1	1	2	1	2	1	3	2			1		3	2	1			3	25	transmission
power transmission mechanism			6		4		5	4	6	3	6	1	4	4	2	1		3	5	3	4	2	2	2	67	power transmission mechanism
other electrical equipment			1		5		3	2	3	4		1	3	1	1	2	3		4		3		1	2	39	other electrical equipment
slinging tool			4		5		1	2	5	1	2	1	1	1	2	2	1	2	1	1	1	1	3	2	39	slinging tool
shearing machine			4		1		7	3	2	2	3	2	2	2			1	1		1	2		1	2	36	shearing machine
mixer, grinder			2		1		2	3		1	2		1		2	2	1	2	2	1	1	3	1	2	29	mixer, grinder
mobile crane			1						2						1									2	6	mobile crane
roll machine (except printingroll machine)			3		7		2	7	7	3	2	3	4	4	5	3		4	3	2	1	1	1	1	63	roll machine (except printingroll machine)
circular sawing machine			1				4	3	1	2	2	1		1	2	1	2	3	2		2	1	1	1	30	circular sawing machine
other welding equipment			1		5		2	2	2	1		2	2	2		1	1	1	1		1	2		1	27	other welding equipment



industrial robot			1				3	1	2	1		1					1	1	1				1			13	industrial robot
other powered crane			1				2	1	2	1	1			2	1			1		1						13	other powered crane
kiln, caldron					1				1		1	1		2		1	1			2			1			11	kiln, caldron
chemical facilities			1					3		2		1					1									8	chemical facilities
arc welding equipment								1	1				1	3				1		1						8	arc welding equipment
other vehicles			1				1					1		1									1	1		6	other vehicles
industrial dryer												2				1			2				1			6	industrial dryer
explosive substance										1			2		1		1		1							6	explosive substance
standing tree			1					1		2						1										5	standing tree
water								1	1				2		1											5	water
vehicle for high lift work											2				1	1										4	vehicle for high lift work
railway vehicle							3										1									4	railway vehicle
band sawing machine			1							1						1										3	band sawing machine
hollow chisel mortiser, wood borer												1				1						1				3	hollow chisel mortiser, wood borer
railway equipment								1						1										1		3	railway equipment
other pressure vessels										1	1						1									3	other pressure vessels
chain saw									1		1															2	chain saw
excavating machine								1			1															2	excavating machine





Age	1999	2000	2001	2002	2003	2004	2005	2006	2007	2008	2009	2010	2011	2012	2013	2014	2015	2016	2017	2018	2019	2020	2021	2022	total	Age
50-59	181	174	173	143	132	137	126	145	170	127	73	101	87	82	82	82	91	89	120	112	118	105	131	163	2,944	50-59
40-49	163	134	108	107	121	121	116	111	133	122	94	100	97	117	111	109	85	112	119	124	111	107	133	126	2,781	40-49
30-39	118	153	153	142	135	157	142	175	166	145	79	116	118	100	78	67	81	97	83	84	89	75	80	78	2,711	30-39
60 years old or more	67	59	53	44	52	72	52	64	59	75	46	46	45	51	45	61	56	60	53	66	67	63	81	78	1,415	60 years old or more
20-29	130	192	123	133	106	144	106	133	118	100	52	90	87	75	63	53	64	63	56	66	64	70	74	62	2,224	20-29
19 years old or less	17	21	24	12	17	24	11	12	11	9	12	12	6	4	6	5	5	7	8	5	6	8	7	4	253	19 years old or less
total	676	733	634	581	563	655	553	640	657	578	356	465	440	429	385	377	382	428	439	457	455	428	506	511	12,328	total

Transition of workers' number of workplace of fatal and non-fatal accidents in 011409 other electrical equipment in Japan (1999-2022)

Workers scale	1999	2000	2001	2002	2003	2004	2005	2006	2007	2008	2009	2010	2011	2012	2013	2014	2015	2016	2017	2018	2019	2020	2021	2022	total	Workers scale
300 workers or more	99	109	77	59	56	74	70	83	148	122	53	85	90	74	71	74	85	80	112	88	108	79	103	124	2,123	300 workers or more
100-299	112	135	109	103	94	131	119	123	143	117	80	118	86	112	83	76	79	89	84	109	90	88	119	113	2,512	100-299
50-99	116	102	88	79	78	91	78	93	85	92	51	63	83	67	60	56	56	63	64	77	72	77	75	90	1,856	50-99
10-29	155	148	141	150	145	140	112	139	119	117	76	97	80	81	57	75	73	85	76	91	88	72	88	82	2,487	10-29
30-49	93	117	106	79	71	85	74	103	75	63	49	49	54	50	56	51	46	60	63	46	58	64	64	56	1,632	30-49
9 workers or less	101	122	113	111	119	134	100	99	87	67	47	53	47	45	58	45	43	51	40	46	39	48	57	46	1,718	9 workers or less
total	676	733	634	581	563	655	553	640	657	578	356	465	440	429	385	377	382	428	439	457	455	428	506	511	12,328	total

Transition of occurred months of fatal and non-fatal accidents in 011409 other electrical equipment in Japan (1999-2022)

Month	1999	2000	2001	2002	2003	2004	2005	2006	2007	2008	2009	2010	2011	2012	2013	2014	2015	2016	2017	2018	2019	2020	2021	2022	total	Month
February	62	70	61	41	40	41	40	67	53	56	26	37	41	35	28	38	31	34	39	46	49	40	43	62	1,080	February



September	73	71	46	49	40	50	44	55	53	53	27	38	29	31	22	33	36	32	38	39	33	30	34	54	1,010	September
June	58	63	57	41	58	72	43	62	57	43	32	47	43	30	29	36	32	42	45	48	37	34	38	48	1,095	June
March	49	64	70	49	48	51	62	52	50	57	35	34	41	44	30	33	39	28	41	37	44	30	58	48	1,094	March
January	48	61	71	50	60	61	57	56	85	55	34	38	35	43	35	28	39	49	32	44	40	27	50	46	1,144	January
July	58	56	50	52	47	67	43	55	63	47	31	41	47	39	37	27	39	33	42	43	33	48	36	41	1,075	July
August	58	51	37	51	53	46	47	53	47	43	32	36	37	29	40	28	22	37	32	36	39	41	53	41	989	August
October	51	79	40	62	49	67	40	50	58	39	32	38	33	38	32	28	38	37	33	30	41	38	28	39	1,020	October
December	59	57	52	54	43	43	44	41	43	42	23	46	42	39	34	34	23	24	35	35	36	47	45	36	977	December
April	56	49	58	53	38	50	45	53	48	56	21	39	32	31	29	23	29	51	29	27	38	33	30	35	953	April
May	50	63	51	36	40	54	43	52	58	48	27	31	33	37	30	39	25	29	41	32	36	29	47	33	964	May
November	54	49	41	43	47	53	45	44	42	39	36	40	27	33	39	30	29	32	32	40	29	31	44	28	927	November
total	676	733	634	581	563	655	553	640	657	578	356	465	440	429	385	377	382	428	439	457	455	428	506	511	12,328	total

Transition of prefectures of fatal and non-fatal accidents in 011409 other electrical equipment in Japan (1999-2022)

Prefecture	1999	2000	2001	2002	2003	2004	2005	2006	2007	2008	2009	2010	2011	2012	2013	2014	2015	2016	2017	2018	2019	2020	2021	2022	total	Prefecture
Osaka	62	89	58		36		35	55	44	33	22	23	24	24	17	22	30	24	22	39	29	40	40	38	806	Osaka
Hyogo	24	38	33		32		49	54	70	35	33	36	28	29	37	29	30	36	24	30	38	26	37	37	785	Hyogo
Aichi	28	43	42		37		41	36	44	37	20	28	27	31	24	28	27	21	39	25	27	24	34	35	698	Aichi
Nagano	26	27	19		22		12	27	35	16	17	27	21	14	19	13	16	13	33	17	22	22	31	35	484	Nagano
Saitama	39	29	27		33		35	28	27	31	22	30	24	22	19	21	14	21	25	17	27	21	23	31	566	Saitama
Kanagawa	35	38	35		26		18	29	33	39	24	30	15	21	20	20	15	21	19	20	26	17	16	31	548	Kanagawa
Gunma	47	49	44		47		28	23	32	23	9	27	20	22	14	33	19	19	22	21	20	18	29	26	592	Gunma
Ibaraki	24	27	21		19		17	30	22	32	12	7	21	24	18	12	18	18	18	27	21	24	27	21	460	Ibaraki
Shizuoka	36	46	32		27		26	39	34	39	14	34	34	23	13	14	21	19	20	19	27	20	22	18	577	Shizuoka

Shiga	18	17	11		20		18	20	19	16	11	19	19	15	22	19	13	15	19	19	13	12	19	18	372	Shiga
Fukushima	22	18	20		9		12	7	12	10	2	6	9	8	11	11	7	11	8	7	5	8	15	16	234	Fukushima
Tokyo	30	26	24		24		30	31	24	26	19	12	13	13	16	12	11	9	9	21	15	18	23	15	421	Tokyo
Mie	26	25	20		31		19	24	25	14	20	21	9	17	9	13	17	12	9	14	13	8	9	15	370	Mie
Niigata	18	29	18		15		14	22	23	21	12	8	14	13	16	8	13	16	19	21	12	13	24	15	364	Niigata
Chiba	12	8	7		11		15	20	12	10	8	14	9	11	6	7	5	8	7	8	9	9	9	15	220	Chiba
Yamagata	10	8	5		4		8	8	12	16	3	6	5	10	9	9	12	14	9	15	6	6	7	15	197	Yamagata
Gifu	18	17	21		9		16	14	11	11	1	14	12	8	10	13	6	8	12	10	10	9	14	11	255	Gifu
Miyagi	11	14	11		7		17	11	10	9	5	9	9	8	12	6	14	13	13	8	10	7	12	11	227	Miyagi
Fukuoka	15	19	19		21		16	9	14	27	16	15	15	17	11	7	14	9	10	6	9	14	9	10	302	Fukuoka
Yamanashi	8	7	7		3		4	3	9	7	2	3	2	3	5	3	10	12	9	13	9	5	6	9	139	Yamanashi
Okayama	14	14	10		11		10	9	16	8	7	6	12	10	8	6	7	8	9	7	8	11	4	8	203	Okayama
Kyoto	28	21	22		17		10	13	11	16	19	18	13	12	9	10	9	15	14	15	21	9	12	7	321	Kyoto
Tochigi	12	16	18		18		12	11	16	11	8	8	12	6	10	14	12	11	9	9	16	14	11	7	261	Tochigi
Iwate	5	8	7		3		9	9	7	6	5	5	5	2	1	3	6	2	5	3	4	6	3	7	111	Iwate
Fukui	6	4	5		1		5	10	2	3	2	2	2	5	1	4	1	4	3	9	2	2	4	7	84	Fukui
Kagoshima	16	3	12		5		4	2	2	6	1	7	8	1	4	1	5	6	4	4	3	3	5	6	108	Kagoshima
Kumamoto	6	2	4		5		2	3	8	8	3	7	4	4	4	3	3	10	2	2	8	8	7	5	108	Kumamoto
Oita	4	5	9		5		3	7	9	1	1		1	4		1		2	3	4	5	5	2	5	76	Oita
Nagasaki	6	1	4		2		2	2	10	6	1	1	2		2		2	2	2	3	3	15	3	4	73	Nagasaki
Aomori	4	10	5		4			5		3	2	2	1	4	1	4		2	2	3				4	56	Aomori
Kochi	2	3	1		3		2	2		2	2	2	3	2				1				1		4	30	Kochi
Hokkaido	4	7	6		5		9	4	6	5	1	3	7	6	6	8	4	2	1		1	1	2	3	91	Hokkaido
Nara	4	6	4		4		4	6	10	6	3	3	2	5	4	1		2	7	4	3	2	4	3	87	Nara

Kagawa	2	3	5		3		3	3	2	5	3	4	4	5	1	3	2	4	4	4	3		3	3	69	Kagawa
Hiroshima	7	9	4		10		6	7	5	3	8	5	7	9	2	3	4	6	4	11	4	4	7	2	127	Hiroshima
Toyama	6	5	7		6		8	7	10	3	2	1	4	2	3		3	4	5	4	6	6	8	2	102	Toyama
Miyazaki	5	5	3		4		3	9	4	5	1		6	2	3	2	1	4	4	2	10	3	4	2	82	Miyazaki
Ishikawa	5	5	3		2		5	5	4	5	2	1	1	3	1		2	3	2	3	3		1	2	58	Ishikawa
Wakayama	6	1			2		1	5	1	8	1	2		3			1	4	4	1	1	3	4	2	50	Wakayama
Tottori		3	3		2		2	4	3	2	2	1	1	1	3	5	2	5	1	3		2	1	2	48	Tottori
Saga	6	6	3		2		8	8	8	3	3	4	4		4	1	3	3	5	3		4	6	1	85	Saga
Ehime	7	8	6		2		2	2		5	3	5	3	4	3	1				1		2	2	1	57	Ehime
Shimane	1	2	5		5		5	4	4	2	1	2	2		4	2		1				1	2	1	44	Shimane
Okinawa			1				2	3									1		1					1	9	Okinawa
Akita	6	6	5		2		4	7	4	2	1	4	4	3	1	1	2	2	1	2	5		3		65	Akita
Tokushima	4	5	5		5		1	1		1		1		1	1	3		4		1	1	3			37	Tokushima
Yamaguchi	1	1	3		2		1	2	3	1	2	2	2	2	1	1	1	1	2	1		2	2		33	Yamaguchi
total	676	733	634	581	563	655	553	640	657	578	356	465	440	429	385	377	382	428	439	457	455	428	506	511	12,328	total

Data Source : <https://anzeninfo.mhlw.go.jp/user/anzen/tok/anst00.html> MHLW, Jaan

Return to [https://www.jisha.or.jp/english/statistics/202312\\_05.html](https://www.jisha.or.jp/english/statistics/202312_05.html)