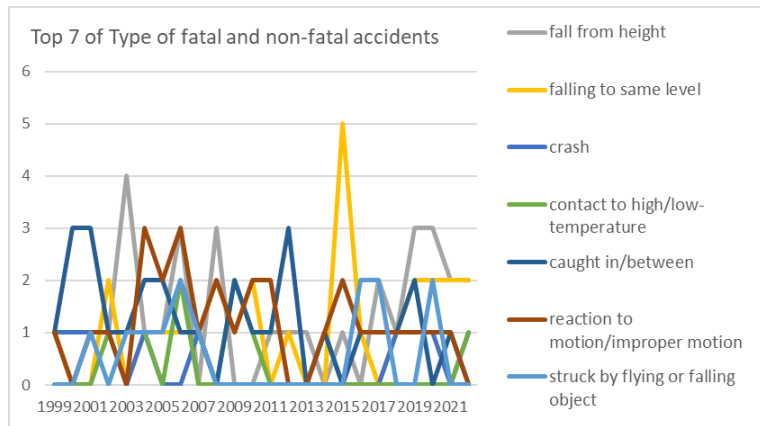
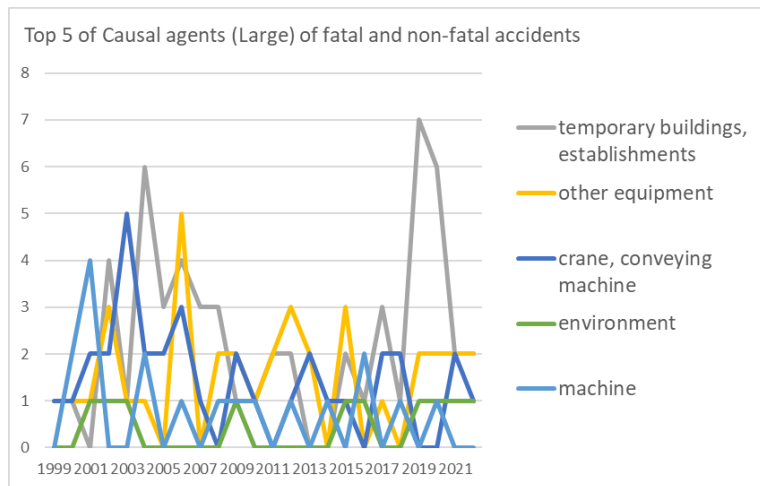


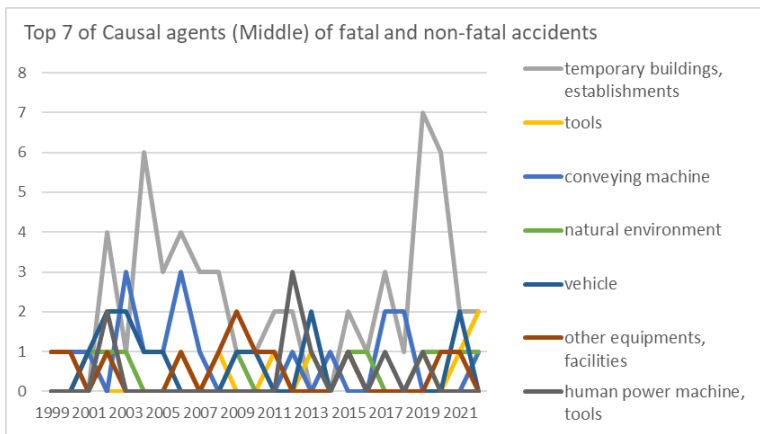
Transition of fatal and non-fatal accidents in 011609 other electric/gas/water service in Japan (1999-2022)



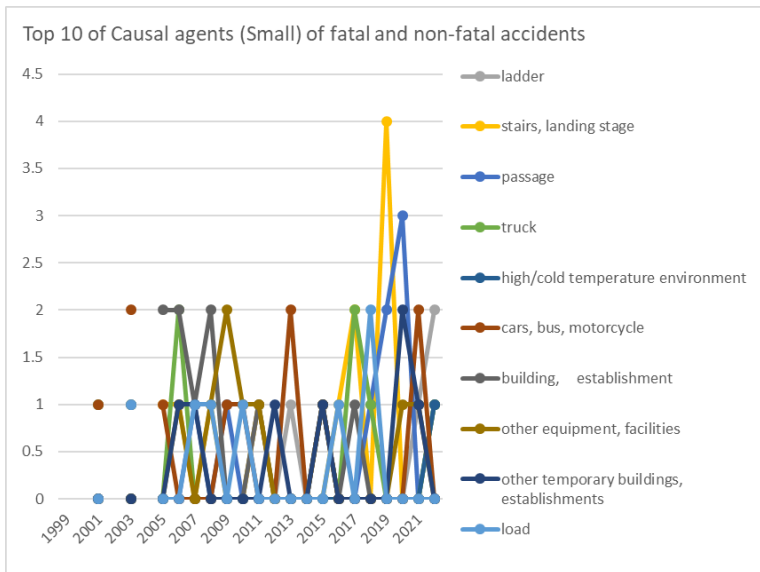
Transition of Top 7 of Type of fatal and non-fatal accidents in 011609 other electric/gas/water service in Japan (1999-2022)



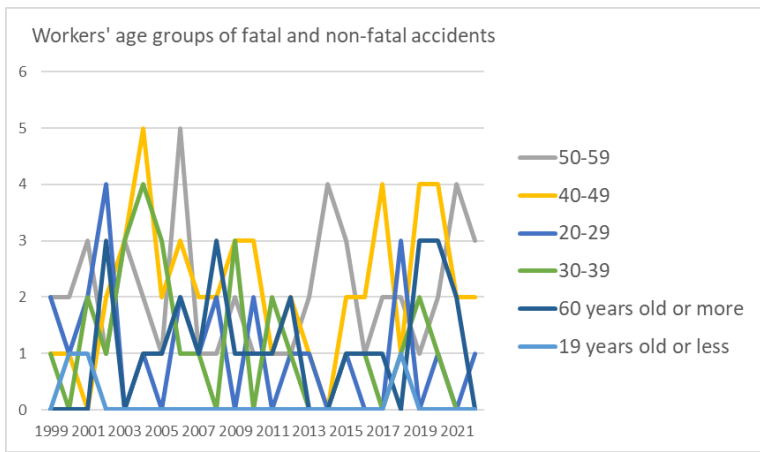
Transition of Top 5 of Causal agents (Large) of fatal and non-fatal accidents in 011609 other electric/gas/water service in Japan (1999-2022)



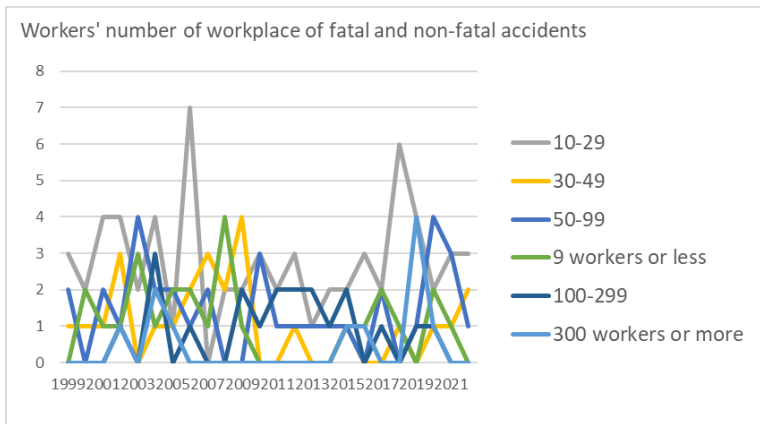
Transition of Top 7 of Causal agents (Middle) of fatal and non-fatal accidents in 011609 other electric/gas/water service in Japan (1999-2022)



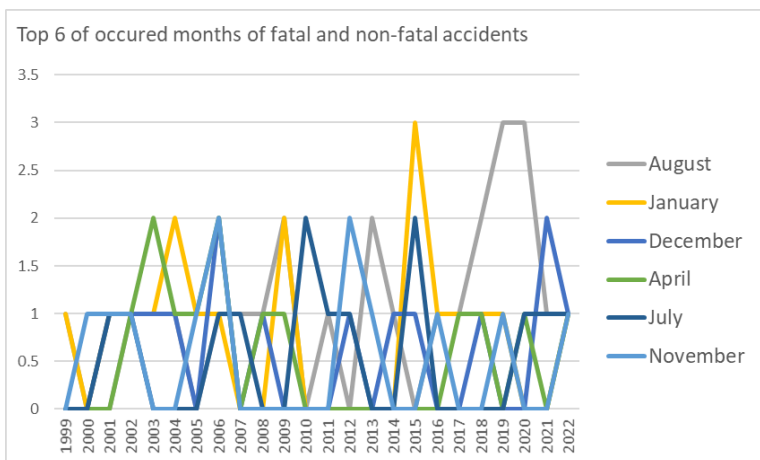
Transition of Top 10 of Causal agents (Small) of fatal and non-fatal accidents in 011609 other electric/gas/water service in Japan (1999-2022)



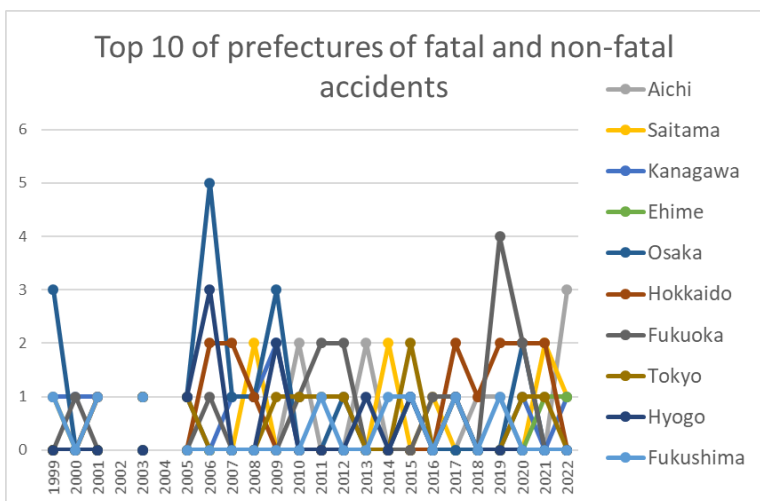
Transition of workers' age groups of fatal and non-fatal accidents in 011609 other electric/gas/water service in Japan (1999-2022)



Transition of workers' number of workplace of fatal and non-fatal accidents in 011609 other electric/gas/water service in Japan (1999-2022)



Transition of Top 6 of occurred months of fatal and non-fatal accidents in 011609 other electric/gas/water service in Japan (1999-2022)



Transition of Top 10 of prefectures of fatal and non-fatal accidents in 011609 other electric/gas/water service in Japan (1999-2022)

Transition of Type of fatal and non-fatal accidents in 011609 other electric/gas/water service in Japan (1999-2022)

Type of accidents	1999	2000	2001	2002	2003	2004	2005	2006	2007	2008	2009	2010	2011	2012	2013	2014	2015	2016	2017	2018	2019	2020	2021	2022	total	Type of accidents
fall from height	1		1	1	4	1	1	3		3			1	1	1		1		2	1	3	3	2	2	32	fall from height
falling to same level	1			2		1	1	1	1	2	1	2		1			5	1		1	2	2	2	2	28	falling to same level

burst																										burst
fire																										fire
traffic accident (others)																										traffic accident (others)
unclassifiable																										unclassifiable
total	6	5	8	11	9	13	7	13	6	8	9	7	5	7	4	4	8	5	7	8	10	11	8	6	185	total

Transition of Causal agents (Large) of fatal and non-fatal accidents in 011609 other electric/gas/water service in Japan (1999-2022)

Causal (L) agents	1999	2000	2001	2002	2003	2004	2005	2006	2007	2008	2009	2010	2011	2012	2013	2014	2015	2016	2017	2018	2019	2020	2021	2022	total	Causal (L) agents
temporary buildings, establishments	1	1		4	1	6	3	4	3	3	1	1	2	2			2	1	3	1	7	6	2	2	56	temporary buildings, establishments
other equipment	1	1	1	3	1	1		5		2	2	1	2	3	2		3		1		2	2	2	2	37	other equipment
crane, conveying machine	1	1	2	2	5	2	2	3	1		2	1		1	2	1	1		2	2			2	1	34	crane, conveying machine
environment			1	1	1						1						1	1			1	1	1	1	10	environment
machine		2	4			2		1		1	1	1		1		1		2		1		1			18	machine
substance, material	1					1	2		1		2	1				2			1	1			1		13	substance, material
load	1				1				1	2		1						1		2					9	load
others	1			1		1						1	1				1			1			1		8	others
total	6	5	8	11	9	13	7	13	6	8	9	7	5	7	4	4	8	5	7	8	10	11	8	6	185	total

chain saw																				1			1	chain saw	
other metal manufacturing machines			1																					1	other metal manufacturing machines
elevator, lift										1														1	elevator, lift
forklift				1																				1	forklift
other pressure vessels																					1			1	other pressure vessels
other kiln, caldron								1																1	other kiln, caldron
human power cranes																								1	human power cranes
inflammable gas																								1	inflammable gas
lumber, bamboo																								1	lumber, bamboo
machine/equipment as load																								1	machine/equipment as load
standing tree				1																				1	standing tree
engine																									engine
circular sawing machine																									circular sawing machine
band sawing machine																									band sawing machine
wood planer machine																									wood planer machine
hollow chisel mortiser, wood																									hollow chisel mortiser, wood

borer																										borer
chamfering machine, router, woodworking milling machine																										chamfering machine, router, woodworking milling machine
other woodworking machines																										other woodworking machines
leveling, transporting or loading machine																										leveling, transporting or loading machine
excavating machine																										excavating machine
foundation work machine																										foundation work machine
hardening machine																										hardening machine
demolition machine																										demolition machine
vehicle for high lift work																										vehicle for high lift work
other construction machines																										other construction machines
lathe																										lathe
drill press, milling machine																										drill press, milling machine
power press																										power press
forging pressure hammer																										forging pressure hammer

unclassifiable																										unclassifiable
total	6	5	8	11	9	13	7	13	6	8	9	7	5	7	4	4	8	5	7	8	10	11	8	6	185	total

Transition of workers' age groups of fatal and non-fatal accidents in 011609 other electric/gas/water service in Japan (1999-2022)

Age	1999	2000	2001	2002	2003	2004	2005	2006	2007	2008	2009	2010	2011	2012	2013	2014	2015	2016	2017	2018	2019	2020	2021	2022	total	Age
50-59	2	2	3	1	3	2	1	5	1	1	2	1	1	1	2	4	3	1	2	2	1	2	4	3	50	50-59
40-49	1	1		2	3	5	2	3	2	2	3	3	1	2	1		2	2	4	1	4	4	2	2	52	40-49
20-29	2	1	2	4		1		2	1	2		2		1	1		1			3		1		1	25	20-29
30-39	1		2	1	3	4	3	1	1		3		2	1			1	1		1	2	1			28	30-39
60 years old or more				3		1	1	2	1	3	1	1	1	2			1	1	1		3	3	2		27	60 years old or more
19 years old or less		1	1																	1					3	19 years old or less
total	6	5	8	11	9	13	7	13	6	8	9	7	5	7	4	4	8	5	7	8	10	11	8	6	185	total

Transition of workers' number of workplace of fatal and non-fatal accidents in 011609 other electric/gas/water service in Japan (1999-2022)

Workers scale	1999	2000	2001	2002	2003	2004	2005	2006	2007	2008	2009	2010	2011	2012	2013	2014	2015	2016	2017	2018	2019	2020	2021	2022	total	Workers scale
10-29	3	2	4	4	2	4	1	7		2	2	3	2	3	1	2	2	3	2	6	4	2	3	3	67	10-29
30-49	1	1	1	3		1	1	2	3	2	4			1			1			1		1	1	2	26	30-49
50-99	2		2	1	4	2	2	1	2			3	1	1	1	1	1		2		1	4	3	1	35	50-99
9 workers or less		2	1	1	3	1	2	2	1	4	1						1	1	2	1		2	1		26	9 workers or less
100-299				1		3		1			2	1	2	2	2	1	2		1		1	1			20	100-299
300 workers or more				1		2	1										1	1			4	1			11	300 workers or more
total	6	5	8	11	9	13	7	13	6	8	9	7	5	7	4	4	8	5	7	8	10	11	8	6	185	total

Transition of occurred months of fatal and non-fatal accidents in 011609 other electric/gas/water service in Japan (1999-2022)

Month	1999	2000	2001	2002	2003	2004	2005	2006	2007	2008	2009	2010	2011	2012	2013	2014	2015	2016	2017	2018	2019	2020	2021	2022	total	Month
August	1			1	1	1		1	1	1	2		1		2	1		1	1	2	3	3	1	1	25	August
January	1		1	1	1	2	1	1			2						3	1	1	1	1			1	18	January
December			1	1	1	1		2		1				1		1	1			1			2	1	14	December
April				1	2	1	1	2		1	1								1	1		1		1	13	April
July			1	1				1	1			2	1	1			2					1	1	1	13	July
November		1	1	1			1	2						2	1			1			1			1	12	November
March	2	1		3	1	1	1		2		2		1				1			1		2	1		19	March
October	1	1		1	1	2	1			4		2		1		1			1			1	1		18	October
May		2	1			3		2	1		1	1	1				1				1	1			15	May
June	1		1			1	1					1		1				1	2		3		1		13	June
September			1			1	1	1	1		1	1		1		1		1		1	1		1		13	September
February			1	1	2			1		1			1		1				1	1		2			12	February
total	6	5	8	11	9	13	7	13	6	8	9	7	5	7	4	4	8	5	7	8	10	11	8	6	185	total

Transition of prefectures of fatal and non-fatal accidents in 011609 other electric/gas/water service in Japan (1999-2022)

Prefecture	1999	2000	2001	2002	2003	2004	2005	2006	2007	2008	2009	2010	2011	2012	2013	2014	2015	2016	2017	2018	2019	2020	2021	2022	total	Prefecture
Aichi			1									2			2		1			1	1			3	11	Aichi
Saitama	1		1		1					2						2		1					2	1	11	Saitama
Kanagawa	1	1	1		1		1		1	1	2											1		1	11	Kanagawa
Ehime																							1	1	2	Ehime
Osaka	3				1		1	5	1	1	3			1			1								19	Osaka

Mie								1																1	Mie	
Shimane								1																	1	Shimane
Aomori																										Aomori
Akita																										Akita
Tochigi																										Tochigi
Gunma																										Gunma
Toyama																										Toyama
Fukui																										Fukui
Yamanashi																										Yamanashi
Nagano																										Nagano
Gifu																										Gifu
Nara																										Nara
Tottori																										Tottori
Tokushima																										Tokushima
Kagawa																										Kagawa
Kochi																										Kochi
Saga																										Saga
Oita																										Oita
Okinawa																										Okinawa
total	6	5	8	11	9	13	7	13	6	8	9	7	5	7	4	4	8	5	7	8	10	11	8	6	185	total

Data Source : <https://anzeninfo.mhlw.go.jp/user/anzen/tok/anst00.html> MHLW, Jaan

Return to https://www.jisha.or.jp/english/statistics/202312_05.html