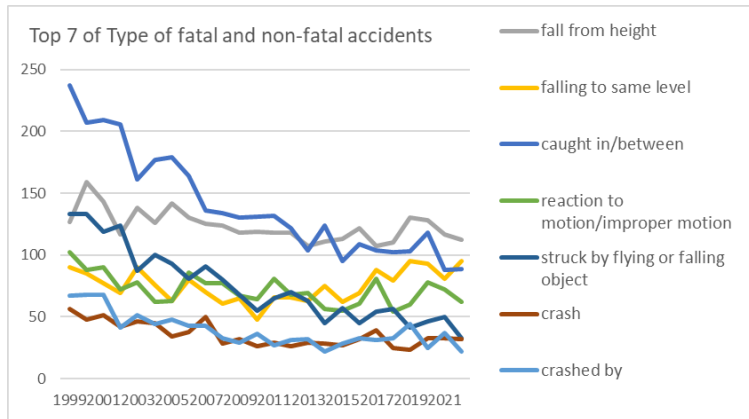
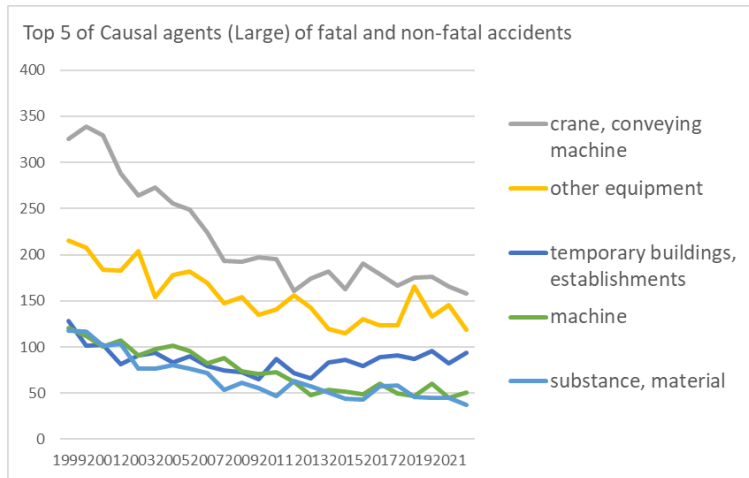


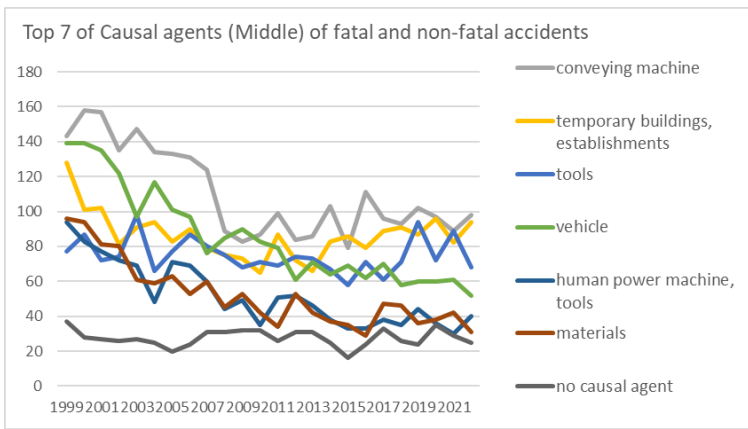
Transition of fatal and non-fatal accidents in 011701 auto mobile servicing in Japan (1999-2022)



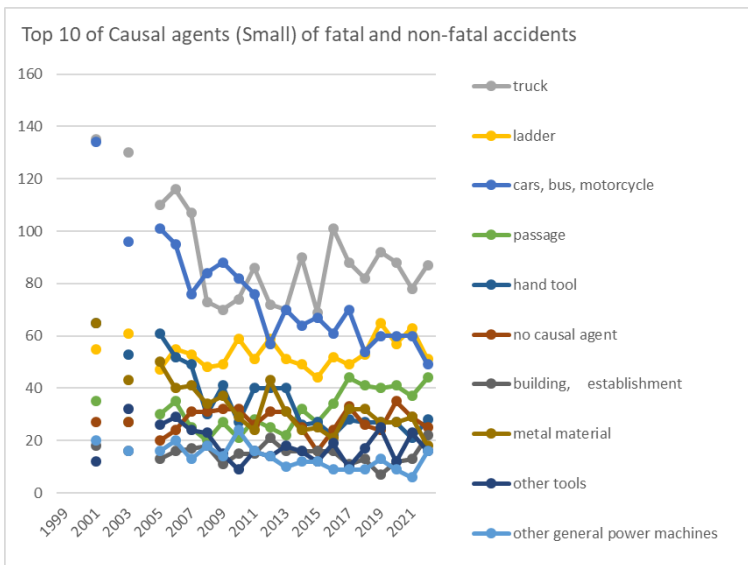
Transition of Top 7 of Type of fatal and non-fatal accidents in 011701 auto mobile servicing in Japan (1999-2022)



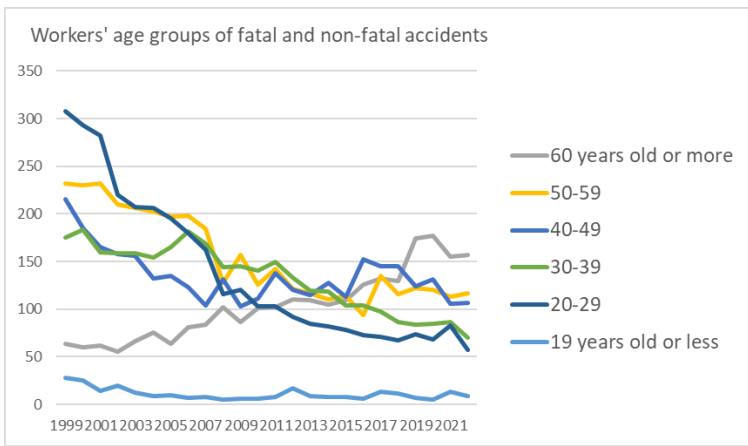
Transition of Top 5 of Causal agents (Large) of fatal and non-fatal accidents in 011701 auto mobile servicing in Japan (1999-2022)



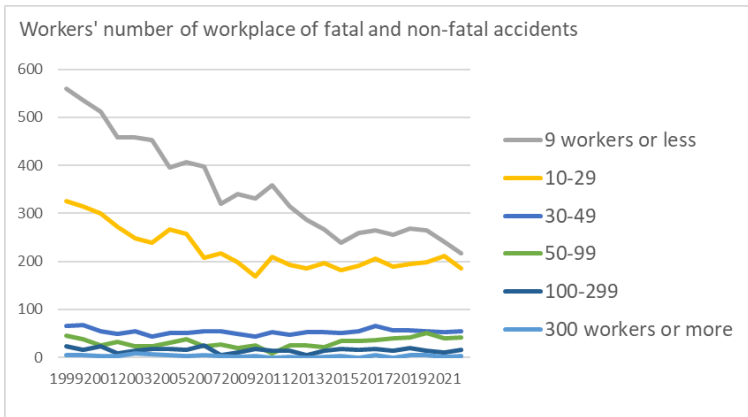
Transition of Top 7 of Causal agents (Middle) of fatal and non-fatal accidents in 011701 auto mobile servicing in Japan (1999-2022)



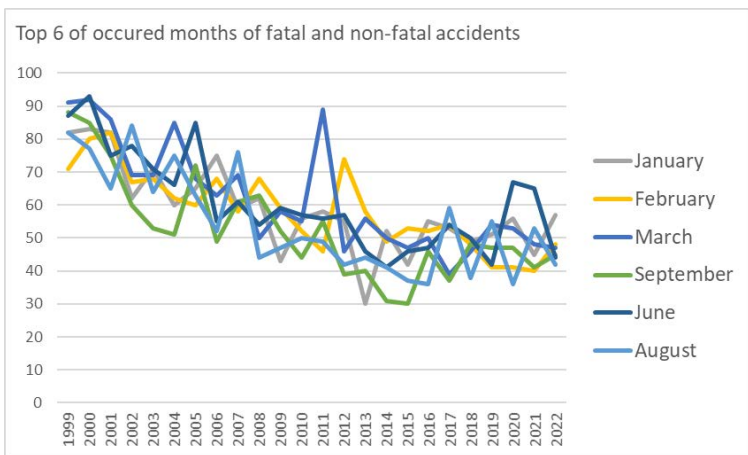
Transition of Top 10 of Causal agents (Small) of fatal and non-fatal accidents in 011701 auto mobile servicing in Japan (1999-2022)



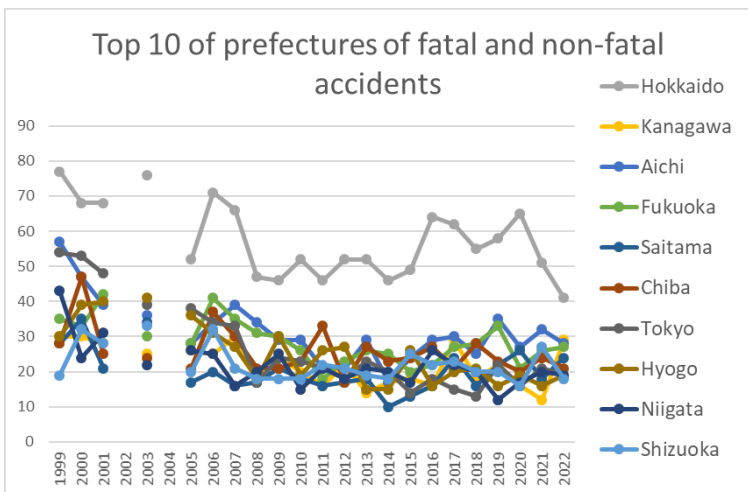
Transition of workers' age groups of fatal and non-fatal accidents in 011701 auto mobile servicing in Japan (1999-2022)



Transition of workers' number of workplace of fatal and non-fatal accidents in 011701 auto mobile servicing in Japan (1999-2022)



Transition of Top 6 of occurred months of fatal and non-fatal accidents in 011701 auto mobile servicing in Japan (1999-2022)



Transition of Top 10 of prefectures of fatal and non-fatal accidents in 011701 auto mobile servicing in Japan (1999-2022)

Transition of Type of fatal and non-fatal accidents in 011701 auto mobile servicing in Japan (1999-2022)

Type of accidents	1999	2000	2001	2002	2003	2004	2005	2006	2007	2008	2009	2010	2011	2012	2013	2014	2015	2016	2017	2018	2019	2020	2021	2022	total	Type of accidents
fall from height	127	159	143	117	138	126	142	130	125	124	118	119	118	118	107	111	113	122	107	110	130	128	117	112	2,961	fall from height
falling to same level	90	85	77	69	90	76	63	80	70	61	65	48	66	66	63	75	62	69	88	79	95	93	81	95	1,806	falling to same level

caught in/between	237	207	209	206	161	177	179	164	136	134	130	131	132	122	104	124	95	109	104	102	103	118	88	89	3,361	caught in/between
reaction to motion/improper motion	102	88	90	72	78	62	63	86	77	77	67	64	81	68	69	56	55	61	81	54	60	78	72	62	1,723	reaction to motion/improper motion
struck by flying or falling object	133	133	119	124	87	100	93	81	91	80	68	55	65	70	63	45	57	45	54	56	41	46	50	33	1,789	struck by flying or falling object
crash	56	48	51	42	46	45	34	38	50	28	32	26	29	26	29	28	27	32	39	25	23	33	33	32	852	crash
crashed by	67	68	68	41	51	44	48	43	43	33	29	36	27	31	32	22	28	33	31	33	44	25	37	22	936	crashed by
cut	82	72	55	58	62	42	57	51	35	31	31	38	36	31	31	34	23	20	30	27	28	21	29	19	943	cut
traffic accident (public road)	30	43	29	31	32	34	28	31	23	16	19	28	21	17	14	21	23	23	22	21	21	13	17	15	572	traffic accident (public road)
contact to high/low-temperature	44	29	39	31	26	30	24	27	27	10	29	19	15	15	13	12	15	17	16	15	15	17	12	11	508	contact to high/low-temperature
collapse	16	15	15	13	15	15	11	13	8	13	11	6	8	11	8	10	7	7	9	13	10	3	2	9	248	collapse
burst	12	7	3	4	7	9	9	5	4	9	7	6	3	6	5	4	9	3	2	4	2	2	4	5	131	burst
others	4	3	3	2	3	5	2	4	4	2	6	2	14	4		1	5	4	3	4	1	4	9	3	92	others
fire	2	2	3	2	3	8	5	6	2	3		4	2	3	2	4	1	3		5	3		2	3	68	fire
contact to harmful substance	3	6	4	3		2	3	5	5		2		3	1	8	2	2	4	5		4	1	1	2	66	contact to harmful substance
explosion	9	5	2	4	5	2	1	5	3	2	1	2	1	2	1	1			2	2	2	4		2	58	explosion
injury to the sole of the foot	3	2	1	1					2	1	1	1		1			1			1			1	2	18	injury to the sole of the foot

electric shock	3	2			1	1			2			1			3		1	2						1	17	electric shock
unclassifiable	1	2	3	2		1	4	2	2	2	1	1	1	1	2		1	1			2				29	unclassifiable
drown			1						1												1				24	drown
traffic accident (others)	1				1				1							1	1			2	1		1		9	traffic accident (others)
total	1,022	976	915	822	806	779	766	771	711	626	617	587	643	593	554	551	526	555	593	554	585	586	556	517	16,211	total

Transition of Causal agents (Large) of fatal and non-fatal accidents in 011701 auto mobile servicing in Japan (1999-2022)

Causal (L) agents	1999	2000	2001	2002	2003	2004	2005	2006	2007	2008	2009	2010	2011	2012	2013	2014	2015	2016	2017	2018	2019	2020	2021	2022	total	Causal (L) agents
crane, conveying machine	325	339	329	288	264	273	256	249	224	193	192	197	195	161	174	182	163	190	179	167	175	176	166	158	5,215	crane, conveying machine
other equipment	215	208	184	183	204	154	178	182	169	147	154	135	141	156	143	120	115	130	123	123	166	133	145	119	3,727	other equipment
temporary buildings, establishments	128	101	102	81	91	94	83	90	79	75	73	65	87	72	66	83	86	79	89	91	87	96	82	94	2,074	temporary buildings, establishments
machine	121	112	100	107	91	98	101	96	82	88	74	71	73	62	48	54	52	49	60	50	47	60	45	51	1,792	machine
substance, material	118	117	101	103	77	77	80	77	72	54	61	55	47	63	57	51	44	43	57	58	46	45	45	37	1,585	substance, material
others	58	45	42	34	40	37	32	38	39	38	42	39	33	41	39	30	29	30	43	31	30	45	42	28	905	others
load	45	34	42	21	33	35	29	30	33	23	17	16	28	22	15	14	20	15	28	20	17	12	15	15	579	load
environment	12	20	15	5	6	11	7	9	13	8	4	9	39	16	12	17	17	19	14	14	17	19	16	15	334	environment
total	1,022	976	915	822	806	779	766	771	711	626	617	587	643	593	554	551	526	555	593	554	585	586	556	517	16,211	total

other equipments, facilities	26	22	18	25	22	26	23	18	18	20	20	24	17	23	19	11	19	18	14	12	22	16	15	8	456	other equipments, facilities	
construction machine	20	15	11	17	9	14	20	21	14	9	9	10	9	7	9	6	8	8	13	9	8	13	8	8	275	construction machine	
power transmission mechanism	21	18	23	22	21	21	20	20	15	25	21	16	15	12	10	11	9	8	12	10	1	6	3	7	347	power transmission mechanism	
hazards, harmful substances	22	23	20	23	16	18	17	24	12	9	8	13	13	10	15	14	9	14	10	12	10	7	3	6	328	hazards, harmful substances	
woodworking machine	6	6	5	7	5	7	6	3	4	4	2	2	5	2	2	5	1	2	4	2	3	3	2	4	92	woodworking machine	
other causal agent	18	15	14	6	11	10	9	11	5	5	9	6	6	7	7	5	12	5	9	4	4	10	12	3	203	other causal agent	
electric equipment	1	4	1		2	1	2		1	1	2	1	2	1				2	1	1	2			2	27	electric equipment	
pressure vessel	5	2	5	4	3	4	2	1	3	1	3			1	1	2		1	3	1	1	1		1	45	pressure vessel	
welding equipment	6	10	7	7	10	9	3	7	7	5	12	4	2	5	4	2	5	3	5	3	3	8	10		137	welding equipment	
engine	6	7	4	5	7	6	6	5	4	2	7	1	2		1	2	2	2	1	1					71	engine	
unclassifiable	3	2	1	2	2	2	3	3	3	2	1	1	1	3	1		1	1	1	1	2		1		37	unclassifiable	
kiln, caldron	6		4	1						1								2	1				1		16	kiln, caldron	
mobile silviculture machine																											mobile silviculture machine

working platform, boot board			18		20		16	18	5	12	10	12	17	12	8	15	17	9	13	13	13	9	8	8	253	working platform, boot board	
grinding machine, buffing machine			13		9		13	13	15	11	6	6	11	13	7	6	11	6	3	5	11	10	14	8	191	grinding machine, buffing machine	
other temporary buildings, establishments			7		9		8	4	5	9	6	5	8	4	8	4	10	10	3	6	6	8	5	8	133	other temporary buildings, establishments	
power transmission mechanism			23		21		20	20	15	25	21	16	15	12	10	11	9	8	12	10	1	6	3	7	265	power transmission mechanism	
mobile crane			11		7		9	7	11	8	6	10	4	5	8	6	6	7	3	3	5	5	6	6	133	mobile crane	
human power hauling equipment			1		6		2	6	3	3	3	5	5	4	1	4	3	2	2	3	6	4	3	6	72	human power hauling equipment	
stairs, landing stage			10		12		13	9	15	11	6	3	6	4	8	8	11	7	8	13	8	19	12	5	188	stairs, landing stage	
forklift			15		10		16	10	12	11	9	6	9	9	8	9	6	7	5	9	7	6	4	5	173	forklift	
opening			6		2		1	4	3		7	5	5	3	1	4	4	1	7	2	7	4	3	5	74	opening	
other powered conveying machines			7		4		1	2	5	3	3	7	3	3	5	3	3	3	3	1	1	1	6	5	69	other powered conveying machines	
high/cold temperature environment			5				1		1	1	2	1	2	2				3	2	2	4	7	5	3	5	46	high/cold temperature environment
machine/equipment as load			15		12		6	9	11	6	6	6	9	8	5	4	7	5	4	4	5	3	4	4	133	machine/equipment as load	
flammable substance			7		10		9	16	4	4	5	5	6	3	3	9	6	8	4	7	6	2	2	4	120	flammable substance	
human power			7		6		4	7	4	9	3	1	6	5		4	2	7	5	2	7	2	5	4	90	human power	

cranes																										cranes
power press			2		1		3	2	4	1	2	1	1	3	1	3	3	3	3	4	2	4	3	4	50	power press
circular sawing machine			4		4		4	3	2	3	2	1	4		2	4	1	1	2	1	2		1	4	45	circular sawing machine
other causal agent			14		11		9	11	5	5	9	6	6	7	7	5	12	5	9	4	4	10	12	3	154	other causal agent
other construction machines			2		4		4	7		1		1	3	1	3		3	2	3	2	4	1	4	3	48	other construction machines
elevator, lift			12		7		5	6	2	5	3	9	3	5	3	5	3	3	3	4	5	7	4	2	96	elevator, lift
leveling, transporting or loading machine			4		4		4	3	4	6	3	3	3	3	2	3	1	2	4	3	2	4		2	60	leveling, transporting or loading machine
human power machine			4		4		4	4	4	2	2	2		3	5	4	1	2	3	3	4	3	1	2	57	human power machine
roof, beam, haze, crossbeam, principal rafter			4		1		1	3	4	2	3	2	5	2	2	1	1	1	3	2	4		4	2	47	roof, beam, haze, crossbeam, principal rafter
vehicle for high lift work			1					2	3		1	1	1	1	3			1	3	1	1	6	1	2	28	vehicle for high lift work
other vehicles			1		1			2		1	2	1	3	3	1		2			3			1	2	23	other vehicles
other metal manufacturing machines			12		13		10	5	7	11	5	4	6	3	5	4	2	6	8	8	3	8	2	1	123	other metal manufacturing machines
drill press, milling machine			4		5		5	6	6	5	5	4	5	3	2	3	3	2	4	2	1	3	5	1	74	drill press, milling machine
lumber, bamboo			6		4		3	4	2	2	2	3	3	4	3	1	1		5	5	4	1	5	1	59	lumber, bamboo

slinging tool			5		5		4	3	3	4	4	3	2	1	4	2	2		2	1	4	3	3	1	56	slinging tool	
inflammable gas			6		2		4	2	1	3	1	5	1	5		3	1	1	3	3	1			1	43	inflammable gas	
harmful substance			2				2	3	1		1	1	1		8		1	3			1	1	1	1	27	harmful substance	
other pressure vessels			5		3		1	1	2		2					2		1	2	1				1	21	other pressure vessels	
shearing machine			1		2		2	1			1			2	1	1		2	1		2		1	1	18	shearing machine	
loader					3		2	2		1	1									2	1			1	13	loader	
other electrical equipment			1		1		1		1	1			1	1				2		1	1			1	12	other electrical equipment	
railway vehicle													1					1		1				1	4	railway vehicle	
demolition machine								1													1			1	3	demolition machine	
electric power facilities							1					1												1	3	electric power facilities	
roll machine (except printingroll machine)																							1		1	2	roll machine (except printingroll machine)
crane			8		2		3	4	5	4	6	5	4	3	3	2	3	5	4	5		4	3		73	crane	
other powered crane			6		4		5	4	6	2	4	3	6	3	3	2	3	2	3	4	3	3	3		69	other powered crane	
excavating machine			3		1		11	8	4	2	5	4	1	2	1	3	3	2	3	3		2	3		61	excavating machine	
gas welding equipment			5		8		1		4	3	7	3	2	2		2	3	2	2	2	1	3			50	gas welding equipment	
engine			4		7		6	5	4	2	7	1	2		1	2	2	2	1	1					47	engine	
other hazards, harmful substances			5		1		1	3	6	2	1	2	5	2	4	2	1	2	3	2	1	4			47	other hazards, harmful substances	

machine																											machine	
industrial robot																												industrial robot
felling machine																												felling machine
mobile logging machine																												mobile logging machine
skyline yarding machine																												skyline yarding machine
other mobile silviculture machine																												other mobile silviculture machine
derrick crane																												derrick crane
cargo lifting appliance																												cargo lifting appliance
gondola																												gondola
lumberyard equipment, logging cableway																												lumberyard equipment, logging cableway
simple skyline yarding equipment																												simple skyline yarding equipment
railway equipment																												railway equipment
chemical facilities																												chemical facilities
other kiln, caldron																												other kiln, caldron
timbering																												timbering
radiation																												radiation
total	1,022	976	915	822	806	779	766	771	711	626	617	587	643	593	554	551	526	555	593	554	585	586	556	517	16,211	total		

January	82	83	82	62	71	60	65	75	59	62	43	56	58	55	30	52	42	55	53	49	51	56	45	57	1,403	January
February	71	80	82	67	68	62	60	68	58	68	59	52	46	74	58	49	53	52	54	48	41	41	40	48	1,399	February
March	91	92	86	69	69	85	68	63	69	50	58	55	89	46	56	50	47	50	39	46	54	53	48	47	1,480	March
September	88	85	75	60	53	51	72	49	61	63	52	44	55	39	40	31	30	46	37	48	47	47	41	45	1,259	September
June	87	93	75	78	71	66	85	55	61	54	59	57	56	57	46	41	46	47	54	50	42	67	65	44	1,456	June
August	82	77	65	84	64	75	63	52	76	44	47	50	49	42	44	41	37	36	59	38	55	36	53	42	1,311	August
October	86	80	83	61	66	52	55	70	63	58	63	55	52	43	52	50	48	37	58	43	46	66	47	41	1,375	October
November	95	79	66	76	63	56	70	66	52	45	51	45	43	57	53	47	36	34	35	48	58	37	41	41	1,294	November
April	80	78	67	73	76	67	66	59	53	49	48	45	52	50	42	51	41	49	58	37	45	43	40	39	1,308	April
December	77	68	65	53	67	64	44	66	58	37	47	34	34	43	46	42	52	46	43	47	49	48	38	39	1,207	December
May	92	79	93	65	56	76	59	90	55	49	52	34	52	45	39	50	50	65	48	49	46	42	42	38	1,366	May
July	91	82	76	74	82	65	59	58	46	47	38	60	57	42	48	47	44	38	55	51	51	50	56	36	1,353	July
total	1,022	976	915	822	806	779	766	771	711	626	617	587	643	593	554	551	526	555	593	554	585	586	556	517	16,211	total

Transition of prefectures of fatal and non-fatal accidents in 011701 auto mobile servicing in Japan (1999-2022)

Prefecture	1999	2000	2001	2002	2003	2004	2005	2006	2007	2008	2009	2010	2011	2012	2013	2014	2015	2016	2017	2018	2019	2020	2021	2022	total	Prefecture
Hokkaido	77	68	68		76		52	71	66	47	46	52	46	52	52	46	49	64	62	55	58	65	51	41	1,264	Hokkaido
Kanagawa	30	30	28		25		26	25	30	17	24	20	16	22	14	17	18	16	29	18	22	16	12	29	484	Kanagawa
Aichi	57	47	39		36		28	34	39	34	29	29	21	21	29	17	24	29	30	25	35	27	32	28	690	Aichi
Fukuoka	35	33	42		30		28	41	35	31	30	26	18	23	26	25	20	22	27	28	33	21	26	27	627	Fukuoka
Saitama	28	35	21		34		17	20	16	17	21	18	16	17	18	10	13	16	24	16	22	26	18	24	447	Saitama
Chiba	28	47	25		24		21	37	30	21	21	23	33	17	27	23	24	27	21	28	23	20	24	21	565	Chiba
Tokyo	54	53	48		39		38	34	33	17	24	23	21	18	23	20	14	18	15	13	22	16	21	19	583	Tokyo
Hyogo	30	39	40		41		36	31	27	18	30	19	26	27	15	15	26	16	20	21	16	19	16	19	547	Hyogo

Niigata	43	24	31		22		26	25	16	20	25	15	21	18	21	20	17	26	22	20	12	17	20	19	480	Niigata
Shizuoka	19	32	28		33		20	32	21	18	18	18	22	21	19	18	25	22	23	20	20	16	27	18	490	Shizuoka
Osaka	50	41	50		38		41	52	28	36	33	28	37	42	24	23	23	21	28	30	23	27	25	17	717	Osaka
Gifu	25	24	22		16		20	22	15	22	20	12	12	11	10	13	14	13	10	14	11	15	16	14	351	Gifu
Fukushima	30	22	18		14		10	13	24	15	10	20	7	13	14	9	7	12	9	12	14	12	10	14	309	Fukushima
Kyoto	20	15	13		13		19	13	15	17	14	12	14	13	6	14	9	12	13	8	4	16	13	13	286	Kyoto
Hiroshima	27	24	23		20		23	13	17	14	16	9	11	17	10	12	14	14	18	11	12	11	15	12	343	Hiroshima
Okayama	23	27	17		19		25	16	12	17	15	16	16	12	10	7	8	8	14	12	21	15	12	12	334	Okayama
Miyagi	21	18	22		19		14	13	14	13	15	12	29	13	16	15	15	10	17	15	14	14	19	11	349	Miyagi
Ehime	20	20	15		11		22	10	9	13	9	8	12	11	19	8	11	8	10	9	13	15	10	10	273	Ehime
Kumamoto	14	18	17		10		15	3	11	19	11	10	16	9	7	12	11	9	7	6	11	4	11	10	241	Kumamoto
Ibaraki	40	23	21		21		15	16	17	11	22	12	11	21	19	9	11	10	10	17	12	9	13	9	349	Ibaraki
Gunma	18	15	14		10		13	10	13	7	7	11	12	8	9	10	10	11	9	6	7	12	10	9	231	Gunma
Yamagata	12	7	13		16		12	15	10	2	9	11	13	12	10	9	3	5	10	6	3	10	8	9	205	Yamagata
Okinawa	18	14	14		10		9	12	6	4	11	7	9	3	4	12	6	10	4	5	13	8	15	9	203	Okinawa
Tochigi	11	11	17		9		11	12	10	10	4	5	8	9	7	7	6	13	9	6	12	4	5	9	195	Tochigi
Nagasaki	15	14	11		6		8	9	13	6	9	11	14	8	11	13	6	9	6	6	10	11	9	8	213	Nagasaki
Toyama	17	11	15		2		8	6	8	5	5	4	7	6	5	10	5	11	9	9	5	13	4	8	173	Toyama
Nagano	24	26	22		17		12	22	12	12	16	6	20	8	11	20	16	11	13	20	8	14	12	7	329	Nagano
Mie	20	16	21		13		21	18	9	12	12	13	12	10	11	11	7	14	12	4	15	8	4	7	270	Mie
Aomori	22	9	17		12		9	11	9	7	6	8	8	13	7	13	6	5	10	7	9	10	9	7	214	Aomori
Akita	12	18	13		4		15	12	5	14	5	7	7	9	9	7	5	7	6	7	6	7	7	7	189	Akita
Kagawa	14	11	7		7		12	6	7	11	6	5	4	5	1	7	6	2	6	5	7	6	6	7	148	Kagawa
Oita	16	19	13		15		11	11	11	16	11	9	12	9	8	10	9	8	8	4	7	14	11	6	238	Oita

Ishikawa	7	13	12		9		7	6	8	13	2	7	12	10	8	5	10	9	12	9	5	12	6	6	188	Ishikawa
Nara	10	10	10		12		8	9	10	8	11	9	13	2	6	4	8	3	6	6	10	10	3	6	174	Nara
Tokushima	2	7	10		9		12	8	7	9	5	6	5	4	1	7	4	6	7	7	6	5	3	5	135	Tokushima
Shimane	8	13	7		6		7	6	6	2	3	2	2	6	2	6	4	5	2	4	4	2	2	5	104	Shimane
Iwate	13	19	14		17		16	10	8	9	6	7	22	10	9	12	4	4	13	9	4	12	4	4	226	Iwate
Yamaguchi	14	12	10		8		11	9	12	8	6	10	8	8	8	3	10	5	9	3	4	8	2	4	172	Yamaguchi
Tottori	4	10	8		5		6	5	6	4	4	2	2	3	3	1	4	2	3	1	2	5	6	4	90	Tottori
Kagoshima	18	16	14		8		8	7	7	14	9	14	7	11	10	9	10	10	5	9	12	6	3	3	210	Kagoshima
Wakayama	18	16	10		17		12	12	9	4	7	9	3	12	8	6	10	6	1	6	1	6	6	3	182	Wakayama
Miyazaki	14	11	15		17		6	4	6	6	7	10	6	7	4	10	2	9	4	5	10	6	5	3	167	Miyazaki
Fukui	6	14	8		5		9	11	9	5	5	7	8	8	6	5	3	7	4	12	4	1	9	3	149	Fukui
Kochi	17	8	16		8		5	7	13	3	3	6	8	1	4	9	4	3	2	4	9	5	5	3	143	Kochi
Shiga	8	4	5		11		10	2	10	9	8	8	5	5	5	4	8	1	5	8	6	5	5	3	135	Shiga
Yamanashi	7	6	5		4		5	8	7	4	5	8	4	4	4	4	2	4	3	1		1	2	3	91	Yamanashi
Saga	6	6	6		8		7	2	5	5	2	3	7	4	4	4	5	2	6	7	8	4	4	2	107	Saga
total	1,022	976	915	822	806	779	766	771	711	626	617	587	643	593	554	551	526	555	593	554	585	586	556	517	16,211	total

Data Source : <https://anzeninfo.mhlw.go.jp/user/anzen/tok/anst00.html> MHLW, Jaan

Return to https://www.jisha.or.jp/english/statistics/202312_05.html