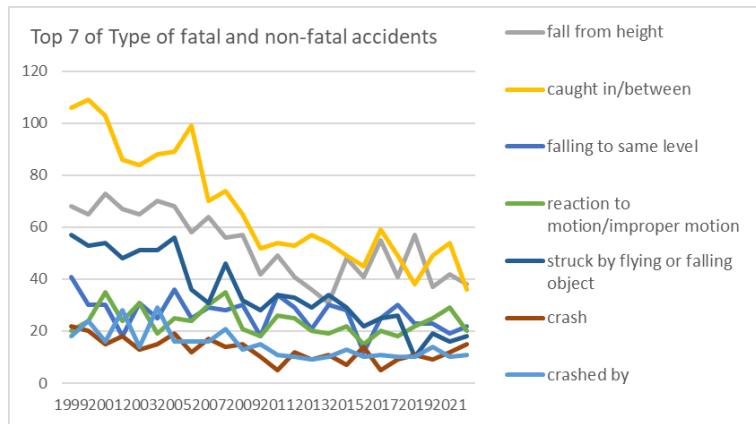
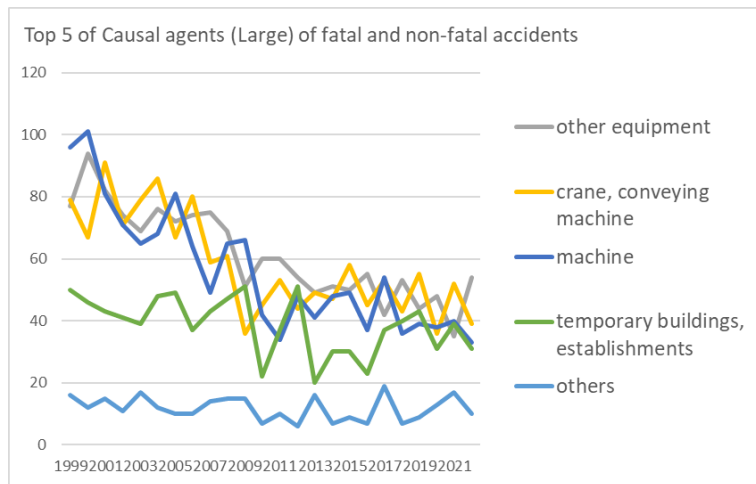


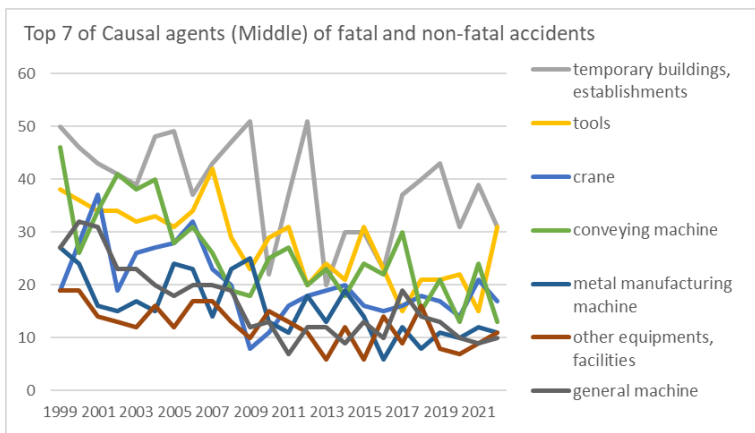
Transition of fatal and non-fatal accidents in 011702 machine repair in Japan (1999-2022)



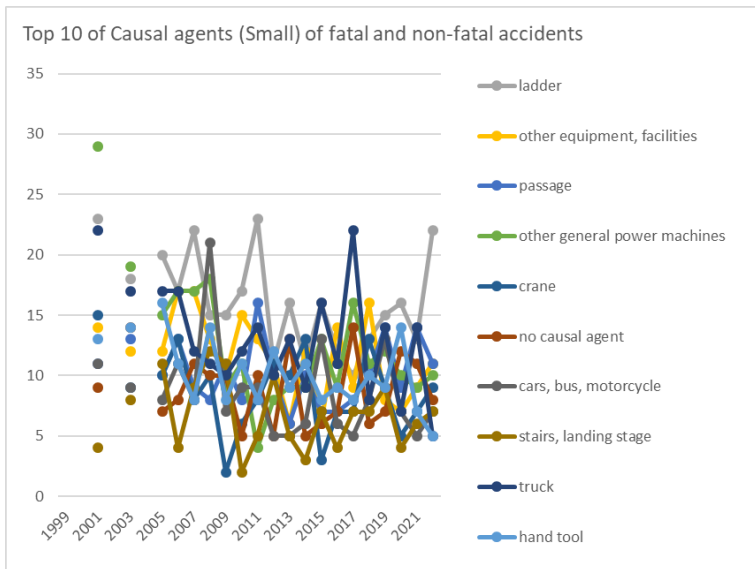
Transition of Top 7 of Type of fatal and non-fatal accidents in 011702 machine repair in Japan (1999-2022)



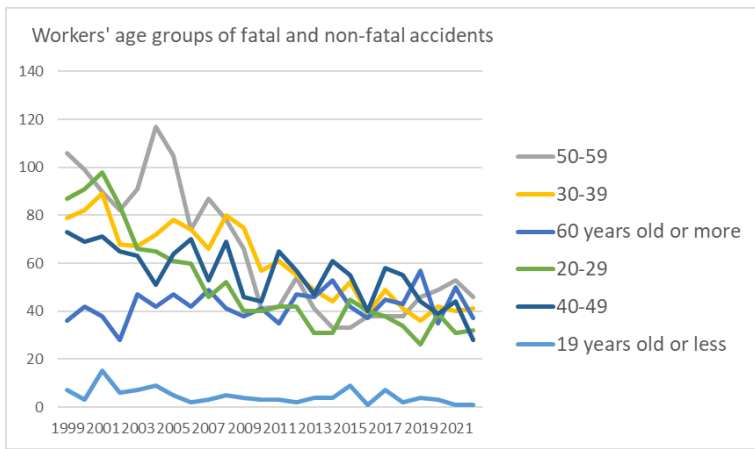
Transition of Top 5 of Causal agents (Large) of fatal and non-fatal accidents in 011702 machine repair in Japan (1999-2022)



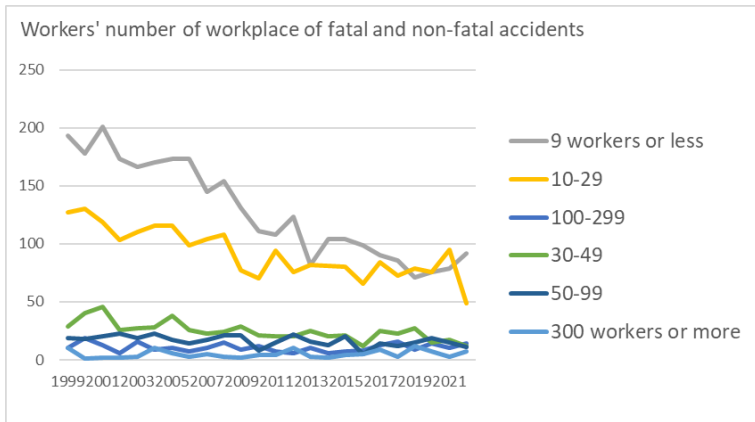
Transition of Top 7 of Causal agents (Middle) of fatal and non-fatal accidents in 011702 machine repair in Japan (1999-2022)



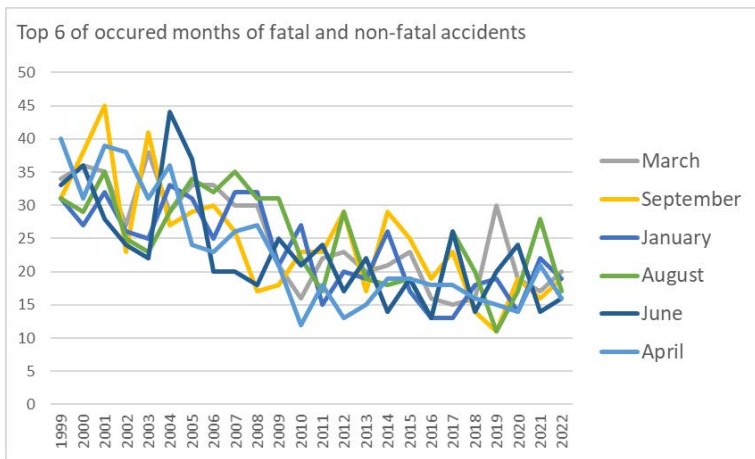
Transition of Top 10 of Causal agents (Small) of fatal and non-fatal accidents in 011702 machine repair in Japan (1999-2022)



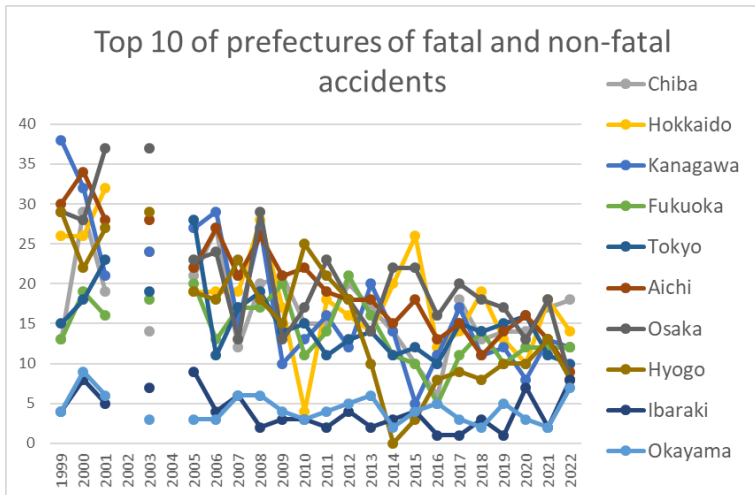
Transition of workers' age groups of fatal and non-fatal accidents in 011702 machine repair in Japan (1999-2022)



Transition of workers' number of workplace of fatal and non-fatal accidents in 011702 machine repair in Japan (1999-2022)



Transition of Top 6 of occurred months of fatal and non-fatal accidents in 011702 machine repair in Japan (1999-2022)



Transition of Top 10 of prefectures of fatal and non-fatal accidents in 011702 machine repair in Japan (1999-2022)

Transition of Type of fatal and non-fatal accidents in 011702 machine repair in Japan (1999-2022)

Type of accidents	1999	2000	2001	2002	2003	2004	2005	2006	2007	2008	2009	2010	2011	2012	2013	2014	2015	2016	2017	2018	2019	2020	2021	2022	total	Type of accidents
fall from height	68	65	73	67	65	70	68	58	64	56	57	42	49	41	36	31	48	41	55	41	57	37	42	38	1,269	fall from height
caught in/between	106	109	103	86	84	88	89	99	70	74	65	52	54	53	57	54	49	45	59	49	38	49	54	36	1,622	caught in/between





total	388	386	401	333	341	356	360	322	304	325	269	226	248	257	218	226	236	195	235	213	213	207	219	185	6,663	total
-------	-----	-----	-----	-----	-----	-----	-----	-----	-----	-----	-----	-----	-----	-----	-----	-----	-----	-----	-----	-----	-----	-----	-----	-----	-------	-------

Transition of Causal agents (Middle) of fatal and non-fatal accidents in 011702 machine repair in Japan (1999-2022)

Causal (M) agents	1999	2000	2001	2002	2003	2004	2005	2006	2007	2008	2009	2010	2011	2012	2013	2014	2015	2016	2017	2018	2019	2020	2021	2022	total	Causal (M) agents
temporary buildings, establishments	50	46	43	41	39	48	49	37	43	47	51	22	37	51	20	30	30	23	37	40	43	31	39	31	928	temporary buildings, establishments
tools	38	36	34	34	32	33	31	34	42	29	23	29	31	20	24	21	31	23	15	21	21	22	15	31	670	tools
crane	19	28	37	19	26	27	28	32	23	20	8	11	16	18	19	20	16	15	16	18	17	14	21	17	485	crane
conveying machine	46	26	34	41	38	40	28	31	26	19	18	25	27	20	23	18	24	22	30	15	21	13	24	13	622	conveying machine
metal manufacturing machine	27	24	16	15	17	15	24	23	14	23	25	13	11	18	13	19	14	6	12	8	11	10	12	11	381	metal manufacturing machine
other equipments, facilities	19	19	14	13	12	16	12	17	17	13	10	15	13	11	6	12	6	14	9	16	8	7	9	11	299	other equipments, facilities
general machine	27	32	31	23	23	20	18	20	20	19	12	13	7	12	12	9	13	10	19	14	13	10	9	10	396	general machine
vehicle	14	13	20	11	15	19	11	17	10	22	10	9	10	6	7	9	18	8	7	10	17	9	7	9	288	vehicle
load	24	18	26	21	28	23	29	18	23	22	15	13	19	17	12	11	17	10	11	8	5	8	16	8	402	load
construction machine	29	36	23	20	17	20	22	14	11	14	18	9	10	12	10	16	15	18	14	11	13	13	14	8	387	construction machine
human power machine,	12	29	21	21	18	26	23	17	11	18	14	15	14	16	12	17	9	13	16	12	13	16	9	8	380	human power





machine																	2		1					1			4	silviculture machine
chemical facilities					1															1							2	chemical facilities
total	388	386	401	333	341	356	360	322	304	325	269	226	248	257	218	226	236	195	235	213	213	207	219	185	6,663	total		

Transition of Causal agents (Small) of fatal and non-fatal accidents in 011702 machine repair in Japan (1999-2022)

Causal (S) agents	1999	2000	2001	2002	2003	2004	2005	2006	2007	2008	2009	2010	2011	2012	2013	2014	2015	2016	2017	2018	2019	2020	2021	2022	total	Causal (S) agents
ladder			23		18		20	17	22	15	15	17	23	11	16	11	16	12	10	13	15	16	13	22	325	ladder
other equipment, facilities			14		12		12	17	17	13	10	15	13	11	6	12	6	14	9	16	8	7	9	11	232	other equipment, facilities
passage			11		13		10	13	9	8	11	8	16	10	6	10	7	7	8	10	14	9	14	11	205	passage
other general power machines			29		19		15	17	17	18	9	11	4	8	9	9	13	9	16	11	12	10	9	10	255	other general power machines
crane			15		9		10	13	8	10	2	6	8	11	10	13	3	7	7	13	9	5	7	9	175	crane
no causal agent			9		14		7	8	11	10	10	5	10	5	13	5	6	7	14	6	7	12	11	8	178	no causal agent
cars, bus, motorcycle			11		9		8	11	8	21	7	9	9	5	5	6	13	6	5	8	13	7	5	7	173	cars, bus, motorcycle
stairs, landing stage			4		8		11	4	9	12	11	2	5	10	5	3	7	4	7	7	9	4	6	7	135	stairs, landing stage
truck			22		17		17	17	12	11	10	12	14	10	13	9	16	11	22	8	14	7	14	5	261	truck
hand tool			13		14		16	11	8	14	8	11	8	12	9	11	8	9	8	10	9	14	7	5	205	hand tool
load			13		15		12	12	11	9	9	6	6	8	8	5	7	6	5	3	4	6	13	5	163	load
other tools			8		8		9	10	14	6	3	8	8	7	8	8	13	8	5	5	4	3		5	140	other tools
building, establishment			9		6		9	2	8	8	10	4	9	9	2	4	5	4	5	5	7	4	7	5	122	building, establishment



human power hauling equipment			5		3		4	2	2	4	5	3	2	2	3	5	1	1	7	1	1	2	2	2	57	human power hauling equipment	
drill press, milling machine			3		3		5	8	3	5	3	1	3	3		1	2	2	1	2	2	3	1	2	53	drill press, milling machine	
other vehicles			8		5		3	5	2	1	3		1	1	2	3	4	2	2	2	2	2	2	2	52	other vehicles	
other environments			1		3		2	2	3	1	1	2	5	3	3	5	3		1	2	3	4	2	2	48	other environments	
other causal agent			4		3		2	2	3	4	4	1		1	2	2	3		5	1	2	1	6	2	48	other causal agent	
conveyor			2		4		3	3	1	1	1	4	2	4	4	2		3	3	3	3	1	2		2	45	conveyor
other powered conveying machines			3		6		1	1	5	1	1		3		3	1	3	3	3			1	2	2	39	other powered conveying machines	
lumber, bamboo			2		1		2	1	5	1		1	2	3	2	1	1	2		2		1	3	2	32	lumber, bamboo	
power press					1		2			3	6	1	2	3	1	2	2		1		1		1	2	28	power press	
working platform, boot board			10		5		4	6	8	12	12	5	2	8	2	7	3	2	5	8	6	5	4	1	115	working platform, boot board	
lathe			4		3		3	7	4	2	5	2	2	2	4	6	1		1	1	2	1		1	51	lathe	
scaffolding			1		2		6	2	5	1	2	1	1	2	1	3	3		2	1	1			1	35	scaffolding	
harmful substance			4		2		2	1		2	4			1	1	1	2		1	2		1	1	1	26	harmful substance	
opening			1		1			3	1	1	1		1	1		1	2	3	2	2	1	3	1	25	opening		
inflammable substance			2		2			2	2	3		4		2				2		1	2	1		1	24	inflammable substance	
roof, beam, haze, crossbeam, principal rafter			3		2		2	3			1				2	1		1	1	3		1	2	1	23	roof, beam, haze, crossbeam, principal rafter	
human power cranes			1		1		1	4			1	1	1	2		1		3	1		3			1	21	human power cranes	

gas welding equipment			5		1		1	1		1	1		1	2	2		1		1						1	18	gas welding equipment
shearing machine							1	1				2			1	1		1	1	1					1	10	shearing machine
other materials			5		1		2	5	1	4	1	2	2	1	5	2	2	1	2			2				38	other materials
other hazards, harmful substances			3		2		1	4	2	2	1	1	5		3		2		1			1	4			32	other hazards, harmful substances
high/cold temperature environment			1				1	1	2		2	5			1	4		2	1	4	2	3	3			32	high/cold temperature environment
other powered crane			4		1		4	4	4	1	1			1	2	1	1				1	1	2			28	other powered crane
engine			3		1		1	1		3	3		1	4	1				1							19	engine
circular sawing machine			1		1		3		1	2	1	1	1		1	1			2			1	1			17	circular sawing machine
inflammable gas			3				1	1			2	2		1	1	1		1		2	1	1				17	inflammable gas
mixer, grinder					2		2	2	1		1	1	1	2	1				2							15	mixer, grinder
arc welding equipment			4				1			1	1				2		1	2				1	1			14	arc welding equipment
stone, sand, substance					2		3	1		2				1	2	1	1		1							14	stone, sand, substance
foundation work machine					1		2	1									2			1	2	1	2			12	foundation work machine
vehicle for high lift work					1		1	1	1		2					1		4						1		12	vehicle for high lift work
transmission					1		1	1	1		1				1	1	1	1		2						11	transmission

other pressure vessels					3		1			3														10	other pressure vessels	
demolition machine			1					1	1		1	1					2		1		1				9	demolition machine
human power machine			2				2		1				3								1				9	human power machine
other woodworking machines			1		1		1			1	1		1										1		8	other woodworking machines
roll machine (except printingroll machine)							1		1												2	1			7	roll machine (except printingroll machine)
printing machine			2		2					1						1					1				7	printing machine
loader			1		1							1			1			1	1	1					7	loader
unclassifiable			2				1			1	1	1			1										7	unclassifiable
rough terrain hauler			1		1							1			1					1			1		6	rough terrain hauler
railway vehicle			1		1			1							1						2				6	railway vehicle
kiln, caldron					1		1			1					2						1				6	kiln, caldron
electric power facilities			1							1						1	1				2				6	electric power facilities
other electrical equipment			1						1	1	1				1								1		6	other electrical equipment
natural ground, rock			1						1			1	1							1			1		6	natural ground, rock
gondola			1							1		1				1	1								5	gondola
standing tree									1			1					1						1		5	standing tree

injection molding machine							1	1		1		1											4	injection molding machine
water							1				1	2											4	water
wood planer machine					1										1			1					3	wood planer machine
hardening machine					1										1				1				3	hardening machine
centrifugal machine											1	1					1						3	centrifugal machine
food manufacturing machine										1		1	1										3	food manufacturing machine
mobile logging machine															2		1						3	mobile logging machine
pressure vessel							1								1				1				3	pressure vessel
band sawing machine							1				1												2	band sawing machine
chain saw											1							1					2	chain saw
forging pressure hammer										1								1					2	forging pressure hammer
cargo lifting appliance							1												1				2	cargo lifting appliance
chemical facilities					1												1						2	chemical facilities
other welding equipment												1											2	other welding equipment
industrial dryer					1						1												2	industrial dryer
explosive substance					2																		2	explosive substance
felling machine																						1	1	felling machine



total	388	386	401	333	341	356	360	322	304	325	269	226	248	257	218	226	236	195	235	213	213	207	219	185	6,663	total
-------	-----	-----	-----	-----	-----	-----	-----	-----	-----	-----	-----	-----	-----	-----	-----	-----	-----	-----	-----	-----	-----	-----	-----	-----	-------	-------

Transition of workers' age groups of fatal and non-fatal accidents in 011702 machine repair in Japan (1999-2022)

Age	1999	2000	2001	2002	2003	2004	2005	2006	2007	2008	2009	2010	2011	2012	2013	2014	2015	2016	2017	2018	2019	2020	2021	2022	total	Age
50-59	106	99	90	82	91	117	105	74	87	78	66	41	42	54	41	33	33	38	38	38	46	49	53	46	1,547	50-59
30-39	79	82	89	68	67	72	78	74	66	80	75	57	61	55	49	44	52	39	49	41	36	42	40	41	1,436	30-39
60 years old or more	36	42	38	28	47	42	47	42	49	41	38	41	35	47	46	53	42	37	45	43	57	35	50	37	1,018	60 years old or more
20-29	87	91	98	84	66	65	61	60	46	52	40	40	42	42	31	31	45	40	38	34	26	39	31	32	1,221	20-29
40-49	73	69	71	65	63	51	64	70	53	69	46	44	65	57	47	61	55	40	58	55	44	39	44	28	1,331	40-49
19 years old or less	7	3	15	6	7	9	5	2	3	5	4	3	3	2	4	4	9	1	7	2	4	3	1	1	110	19 years old or less
total	388	386	401	333	341	356	360	322	304	325	269	226	248	257	218	226	236	195	235	213	213	207	219	185	6,663	total

Transition of workers' number of workplace of fatal and non-fatal accidents in 011702 machine repair in Japan (1999-2022)

Workers scale	1999	2000	2001	2002	2003	2004	2005	2006	2007	2008	2009	2010	2011	2012	2013	2014	2015	2016	2017	2018	2019	2020	2021	2022	total	Workers scale
9 workers or less	193	178	201	173	166	170	173	173	145	154	131	111	108	123	82	104	104	99	90	86	71	76	79	92	3,082	9 workers or less
10-29	127	130	119	103	110	116	116	99	104	108	77	70	94	76	82	81	80	66	84	73	79	76	95	49	2,214	10-29
100-299	10	19	13	6	16	9	10	7	10	15	9	12	7	6	10	6	7	8	13	16	9	14	10	14	256	100-299
30-49	29	40	46	26	27	28	38	26	23	24	29	21	20	20	25	20	21	12	25	23	27	15	17	12	594	30-49
50-99	19	18	20	23	19	23	17	14	17	21	21	8	15	22	16	13	20	5	14	12	15	19	15	11	397	50-99
300 workers or more	10	1	2	2	3	10	6	3	5	3	2	4	4	10	3	2	4	5	9	3	12	7	3	7	120	300 workers or more
total	388	386	401	333	341	356	360	322	304	325	269	226	248	257	218	226	236	195	235	213	213	207	219	185	6,663	total



Transition of occurred months of fatal and non-fatal accidents in 011702 machine repair in Japan (1999-2022)

Month	1999	2000	2001	2002	2003	2004	2005	2006	2007	2008	2009	2010	2011	2012	2013	2014	2015	2016	2017	2018	2019	2020	2021	2022	total	Month
March	34	36	35	27	38	29	33	33	30	30	21	16	22	23	20	21	23	16	15	16	30	19	17	20	604	March
September	31	38	45	23	41	27	29	30	26	17	18	23	23	29	17	29	25	19	23	14	11	19	16	19	592	September
January	31	27	32	26	25	33	31	25	32	32	21	27	15	20	19	26	17	13	13	18	19	14	22	19	557	January
August	31	29	35	25	23	29	34	32	35	31	31	22	17	29	19	18	19	13	26	20	11	17	28	17	591	August
June	33	36	28	24	22	44	37	20	20	18	25	21	24	17	22	14	19	13	26	14	20	24	14	16	551	June
April	40	31	39	38	31	36	24	23	26	27	21	12	18	13	15	19	19	18	18	16	15	14	21	16	550	April
November	24	22	28	20	17	23	38	29	25	24	22	16	17	16	17	16	17	15	20	17	23	12	8	16	482	November
February	35	39	26	29	27	26	25	25	21	23	23	23	25	30	17	20	22	19	19	18	21	22	22	14	571	February
July	34	33	38	33	29	22	29	21	29	29	24	20	30	21	27	19	28	17	24	20	18	20	23	13	601	July
October	28	32	41	35	37	36	26	28	22	30	22	15	21	24	17	15	19	19	19	22	16	16	18	13	571	October
May	40	31	26	37	32	25	30	33	27	40	14	17	20	25	12	16	16	18	12	19	18	22	15	11	556	May
December	27	32	28	16	19	26	24	23	11	24	27	14	16	10	16	13	12	15	20	19	11	8	15	11	437	December
total	388	386	401	333	341	356	360	322	304	325	269	226	248	257	218	226	236	195	235	213	213	207	219	185	6,663	total

Transition of prefectures of fatal and non-fatal accidents in 011702 machine repair in Japan (1999-2022)

Prefecture	1999	2000	2001	2002	2003	2004	2005	2006	2007	2008	2009	2010	2011	2012	2013	2014	2015	2016	2017	2018	2019	2020	2021	2022	total	Prefecture
Chiba	13	29	19		14		21	27	12	20	21	15	15	20	17	14	10	6	18	13	14	14	17	18	367	Chiba
Hokkaido	26	26	32		24		19	19	19	28	17	4	18	16	14	20	26	12	14	19	13	10	18	14	408	Hokkaido
Kanagawa	38	32	21		24		27	29	15	27	10	13	16	12	20	14	5	11	17	11	12	8	13	12	387	Kanagawa
Fukuoka	13	19	16		18		20	13	17	17	20	11	14	21	16	11	10	5	11	14	10	12	12	12	312	Fukuoka
Tokyo	15	18	23		19		28	11	17	19	14	15	11	13	14	11	12	10	15	14	15	16	11	10	331	Tokyo
Aichi	30	34	28		28		22	27	21	26	21	22	19	18	18	15	18	13	15	11	14	16	13	9	438	Aichi

Osaka	29	28	37		37		23	24	13	29	13	17	23	18	14	22	22	16	20	18	17	13	18	8	459	Osaka
Hyogo	29	22	27		29		19	18	23	18	15	25	21	18	10		3	8	9	8	10	10	13	8	343	Hyogo
Ibaraki	4	8	5		7		9	4	6	2	3	3	2	4	2	3	4	1	1	3	1	7	2	8	89	Ibaraki
Okayama	4	9	6		3		3	3	6	6	4	3	4	5	6	2	4	5	3	2	5	3	2	7	95	Okayama
Shizuoka	5	13	25		13		17	10	16	7	19	12	3	12	11	6	9	14	9	3	8	8	9	5	234	Shizuoka
Tochigi	3	4	5		5		3	5	6	2	6	5	5	4	3	6	4	2	4	2	3	1	1	5	84	Tochigi
Ehime	6	4	4		5		4	4	4	2	1	6		1	4	2	3	7	3	4	1	5	3	5	78	Ehime
Aomori	5	5	3		5		3	2	4	1	4	6	5	3	2	1	5	2	1		1	2	3	5	68	Aomori
Hiroshima	14	2	7		7		13	17	12	11	6	5	8	10	5	10	4	6	10	6	7	10	9	4	183	Hiroshima
Niigata	14	10	11		6		8	9	13	10	6	1	8	10	5	8	11	5	7	10	10	5	3	4	174	Niigata
Gunma	6	4	4		1		2	3	5	8	5	7	8	5	1	1	5	2	6	2	4	5	6	4	94	Gunma
Ishikawa	1	4	4		2		2	5	3	2	2	1	4	3	3	2	1	3	3	2	2	2	4	4	59	Ishikawa
Saitama	25	12	13		20		14	13	16	13	21	10	5	11	6	7	11	10	8	7	5	7	9	3	246	Saitama
Gifu	7	3			5		5	7	4	7	2	3	6	4	2	4	4	5		2	3	3	1	3	80	Gifu
Miyazaki	4	3	12		3		4	2	2	5	2		2	2	2	2	3	2	7	5	3	2	2	3	72	Miyazaki
Fukui	8	4	4		2		9	3	4		2		4	4	1	3	1		3	4	3	3	2	3	67	Fukui
Nagano	1	4	5		6		1	3	3	3	4	2		1	1	4	4	1	4	4	4	7	2	3	67	Nagano
Kochi	6	4	9		5		2	2	6	1	1	1			1	2	4			1	2	1	1	3	52	Kochi
Yamaguchi	3	6	3		2		3	1	4	3	2	1	3	1		1		2	1	3	2	3		3	47	Yamaguchi
Akita	2	2	1		2		3	1	3	2	2	2		1	1		2	3	3	3	1	1	2	3	40	Akita
Mie	8	13	4		4		9	7	8	8	11	7	8	5	4	5	7	4	5	8	11	4	5	2	147	Mie
Kagoshima	2	4	4		1		2	6	2	3	4	1	1	1	4	3	3	5	2	6	3	2	1	2	62	Kagoshima
Tottori	3	7	3				1	3	1			3	1	1		2	2	1	1	1			2	2	34	Tottori

Wakayama	3		1		1		5	6			1		1	2		3	3		2		1	2		2	33	Wakayama
Miyagi	6	9	10		11		6	4	8	5	1	4	8	3	5	4	3	5	2	2	5	3	6	1	111	Miyagi
Nagasaki	7	7	9				3	3	3	8	5	1	1	4	6	1	6	1	4	2	3	6	5	1	86	Nagasaki
Oita	8	8	2		2		5	3	2	3	1	3	1	7	1	4	4	4	1	2	3	1	3	1	69	Oita
Kyoto	9	3	4		2		6	11	5	3	2		3	2	5	1	2	2	1	1		2	1	1	66	Kyoto
Toyama	6	9	7		5		3	1	2	1	4	1	4	1	1	3	1		3	1	1	1	1	1	57	Toyama
Fukushima	1	3	3		2		4	1	1	5	4	1	3	2	3	4	6	2	3	1	4	1		1	55	Fukushima
Kumamoto	4	2	1				6	2	2	3	2	4	1	1	2	6	1	3	2			1	3	1	47	Kumamoto
Kagawa	2		1				5	2	3	1		1	3		1	3		3	2	5	2	1	4	1	40	Kagawa
Iwate	3	2	5		1			4	1	2	1	1	1	2		2	3		3	2	1	3	1	1	39	Iwate
Saga	2	2	3		5		3	1	3		2	1	1			1		5	2	1	3	2		1	38	Saga
Nara	1	1	7		2		1		1	3	1	1		1		2	2	1	2					1	27	Nara
Tokushima			5		6		4	1	1	2	1	3		1	2	2	3	3	3	2		1	2		42	Tokushima
Shimane	1	2	2		2		4	1	3	3	3		1	3		3	1	2		2	5	1	2		41	Shimane
Okinawa	3	1	2		1		5		1	4		1	5		4		1	1	3	1		2	3		38	Okinawa
Yamagata	5	2	3		2		1	2	2	1	1	3		1			3		1	3			1		31	Yamagata
Shiga	3	2	1		1		2	1	1	1	1		1	1		3		1		2			2		23	Shiga
Yamanashi					1		1	1			1			2	1	3		1	1		1		1		14	Yamanashi
total	388	386	401	333	341	356	360	322	304	325	269	226	248	257	218	226	236	195	235	213	213	207	219	185	6,663	total

Data Source : <https://anzeninfo.mhlw.go.jp/user/anzen/tok/anst00.html> MHLW, Jaan

Return to [https://www.jisha.or.jp/english/statistics/202312\\_05.html](https://www.jisha.or.jp/english/statistics/202312_05.html)