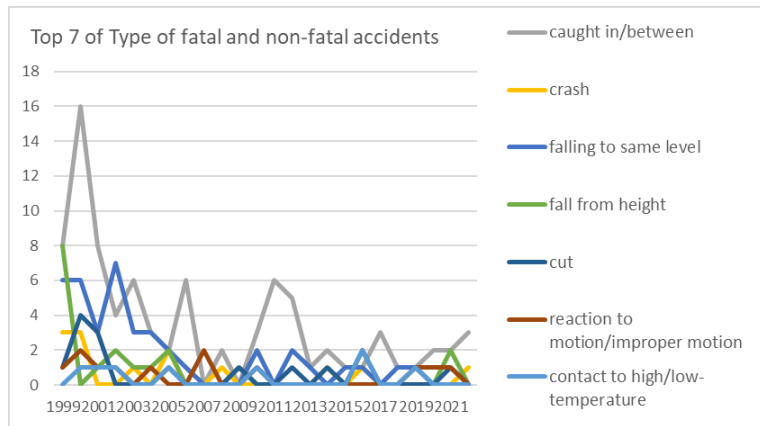
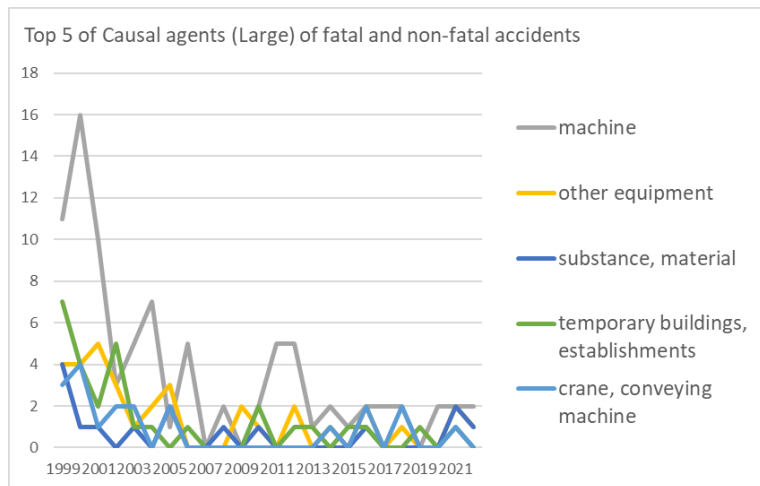


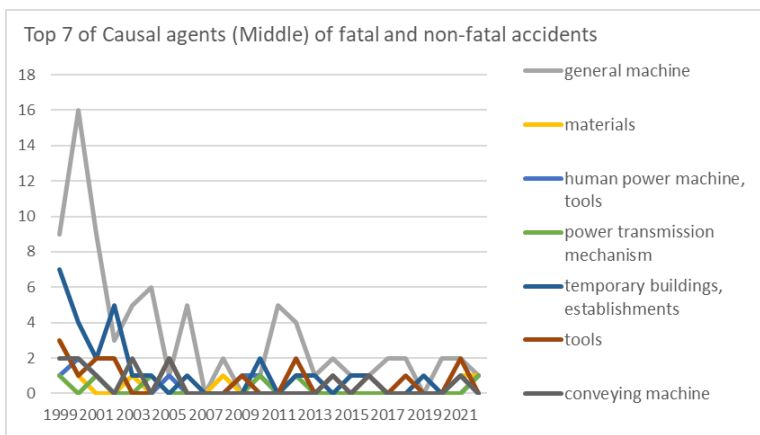
Transition of fatal and non-fatal accidents in 010201 silk-reeling in Japan (1999-2022)



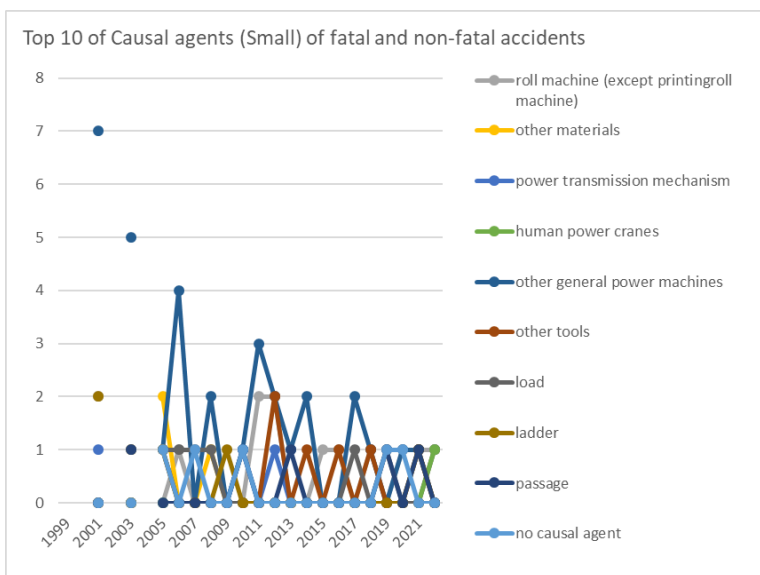
Transition of Top 7 of Type of fatal and non-fatal accidents in 010201 silk-reeling in Japan (1999-2022)



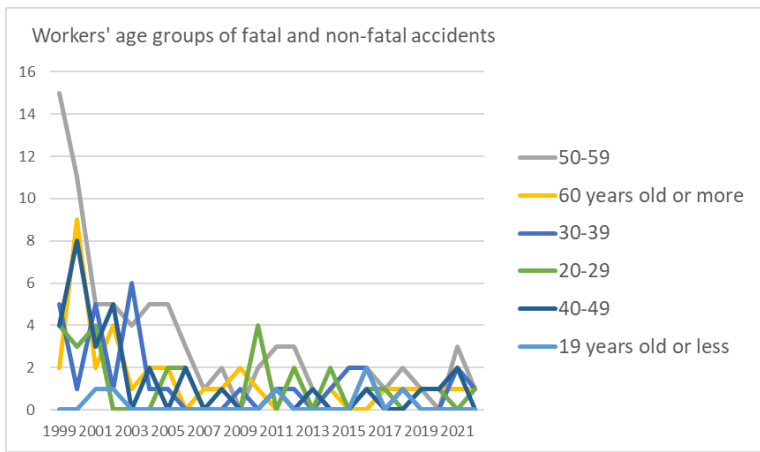
Transition of Top 5 of Causal agents (Large) of fatal and non-fatal accidents in 010201 silk-reeling in Japan (1999-2022)



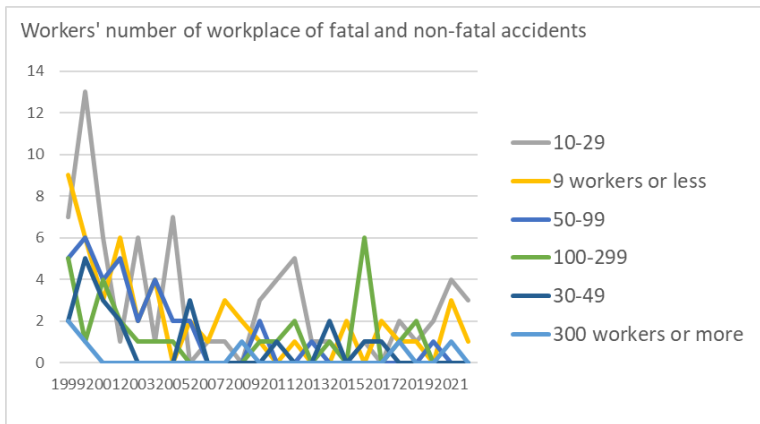
Transition of Top 7 of Causal agents (Middle) of fatal and non-fatal accidents in 010201 silk-reeling in Japan (1999-2022)



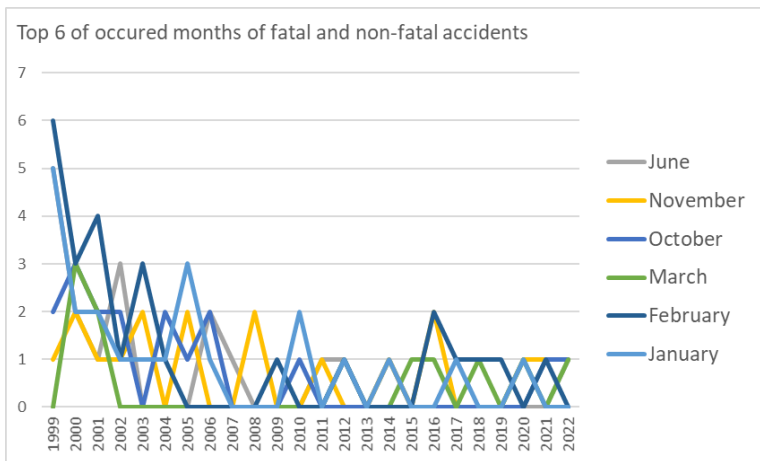
Transition of Top 10 of Causal agents (Small) of fatal and non-fatal accidents in 010201 silk-reeling in Japan (1999-2022)



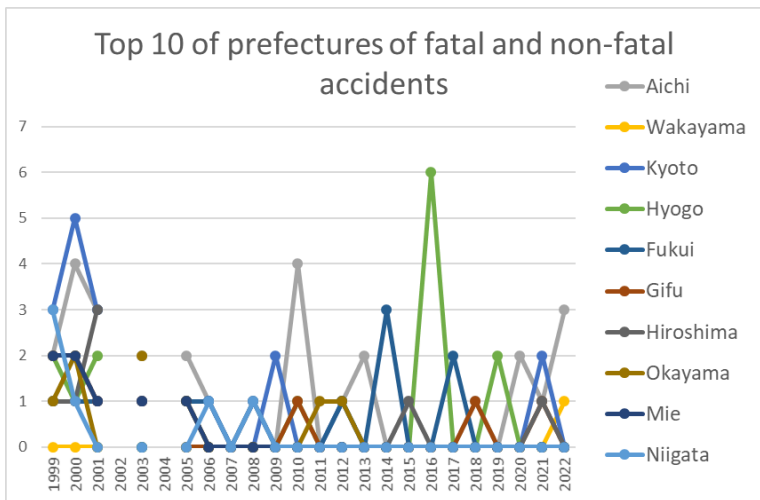
Transition of workers' age groups of fatal and non-fatal accidents in 010201 silk-reeling in Japan (1999-2022)



Transition of workers' number of workplace of fatal and non-fatal accidents in 010201 silk-reeling in Japan (1999-2022)



Transition of Top 6 of occurred months of fatal and non-fatal accidents in 010201 silk-reeling in Japan (1999-2022)



Transition of Top 10 of prefectures of fatal and non-fatal accidents in 010201 silk-reeling in Japan (1999-2022)

Transition of Type of fatal and non-fatal accidents in 010201 silk-reeling in Japan (1999-2022)

Type of accidents	1999	2000	2001	2002	2003	2004	2005	2006	2007	2008	2009	2010	2011	2012	2013	2014	2015	2016	2017	2018	2019	2020	2021	2022	total	Type of accidents
caught in/between	8	16	8	4	6	3	2	6		2		3	6	5	1	2	1	1	3	1	1	2	2	3	86	caught in/between
crash	3	3			1		2			1						1		1						1	13	crash

electric equipment																												electric equipment
unclassifiable																												unclassifiable
total	30	32	20	16	11	10	10	7	2	4	3	7	6	8	2	4	2	8	3	5	4	3	8	4	209	total		

Transition of Causal agents (Small) of fatal and non-fatal accidents in 010201 silk-reeling in Japan (1999-2022)

Causal (S) agents	1999	2000	2001	2002	2003	2004	2005	2006	2007	2008	2009	2010	2011	2012	2013	2014	2015	2016	2017	2018	2019	2020	2021	2022	total	Causal (S) agents
roll machine (except printingroll machine)			2					1				2	2			1	1		1		1	1	1	1	13	roll machine (except printingroll machine)
other materials					1		2			1														1	5	other materials
power transmission mechanism			1									1		1										1	4	power transmission mechanism
human power cranes																								1	1	human power cranes
other general power machines			7		5		1	4		2		1	3	2	1	2			2	1		1	1		33	other general power machines
other tools							1							2		1		1		1			1		7	other tools
load					1		1	1	1	1									1		1				7	load
ladder			2				1				1												1		5	ladder
passage					1							1			1						1		1		5	passage
no causal agent							1		1			1									1	1			5	no causal agent
conveyor					1		1									1		1							4	conveyor
other equipment,			1		1													1							3	other equipment,

facilities																											facilities		
other causal agent										1		1															3	other causal agent	
truck							1																				2	truck	
forklift			1		1																						2	forklift	
cars, bus, motorcycle																											2	cars, bus, motorcycle	
human power hauling equipment							1						1														2	human power hauling equipment	
hand tool			1								1																2	hand tool	
stairs, landing stage			1																				1				2	stairs, landing stage	
building, establishment			1																								2	building, establishment	
harmful substance			1									1															2	harmful substance	
other hazards, harmful substances																												2	other hazards, harmful substances
other woodworking machines																												1	other woodworking machines
crane																												1	crane
pressure vessel			1																									1	pressure vessel
scaffolding													1															1	scaffolding
roof, beam, haze, crossbeam, principal rafter																												1	roof, beam, haze, crossbeam, principal rafter
other temporary buildings,								1																				1	other temporary buildings,

Transition of occurred months of fatal and non-fatal accidents in 010201 silk-reeling in Japan (1999-2022)

Month	1999	2000	2001	2002	2003	2004	2005	2006	2007	2008	2009	2010	2011	2012	2013	2014	2015	2016	2017	2018	2019	2020	2021	2022	total	Month
June	5	2	1	3				2	1				1	1		1								1	18	June
November	1	2	1	1	2		2			2			1			1		2				1	1	1	18	November
October	2	3	2	2		2	1	2				1											1	1	17	October
March		3	2											1			1	1		1		1		1	11	March
February	6	3	4	1	3	1					1			1				2	1	1	1		1		26	February
January	5	2	2	1	1	1	3	1				2		1		1			1			1			22	January
December	2	3		1	3	1	2				2		2	1						1			3		21	December
September	3	3	1	2			1			1			1				1	3		1	1				18	September
April	2	7		1	1	1		1	1						1						2				17	April
July	2	2	3			2						2	1	3		1							1		17	July
August	1	1	4	1			1	1		1					1				1				1		13	August
May	1	1		3	1	2						2								1					11	May
total	30	32	20	16	11	10	10	7	2	4	3	7	6	8	2	4	2	8	3	5	4	3	8	4	209	total

Transition of prefectures of fatal and non-fatal accidents in 010201 silk-reeling in Japan (1999-2022)

Prefecture	1999	2000	2001	2002	2003	2004	2005	2006	2007	2008	2009	2010	2011	2012	2013	2014	2015	2016	2017	2018	2019	2020	2021	2022	total	Prefecture
Aichi	2	4	3		2		2	1		1		4		1	2		1			1		2	1	3	30	Aichi
Wakayama																								1	1	Wakayama
Kyoto	3	5	3		1		1	1			2			1									2		19	Kyoto
Hyogo	2	1	2									1						6			2				14	Hyogo
Fukui	1	1	1				1	1		1				1		3			2						12	Fukui

Gunma															1										1	Gunma	
Toyama							1																			1	Toyama
Shizuoka	1																									1	Shizuoka
Kagoshima													1													1	Kagoshima
Hokkaido																											Hokkaido
Aomori																											Aomori
Iwate																											Iwate
Akita																											Akita
Tochigi																											Tochigi
Yamanashi																											Yamanashi
Tottori																											Tottori
Shimane																											Shimane
Tokushima																											Tokushima
Kagawa																											Kagawa
Ehime																											Ehime
Saga																											Saga
Kumamoto																											Kumamoto
Oita																											Oita
Okinawa																											Okinawa
total	30	32	20	16	11	10	10	7	2	4	3	7	6	8	2	4	2	8	3	5	4	3	8	4	209	total	

Data Source : <https://anzeninfo.mhlw.go.jp/user/anzen/tok/anst00.html> MHLW, Jaan

Return to https://www.jisha.or.jp/english/statistics/202312_05.html