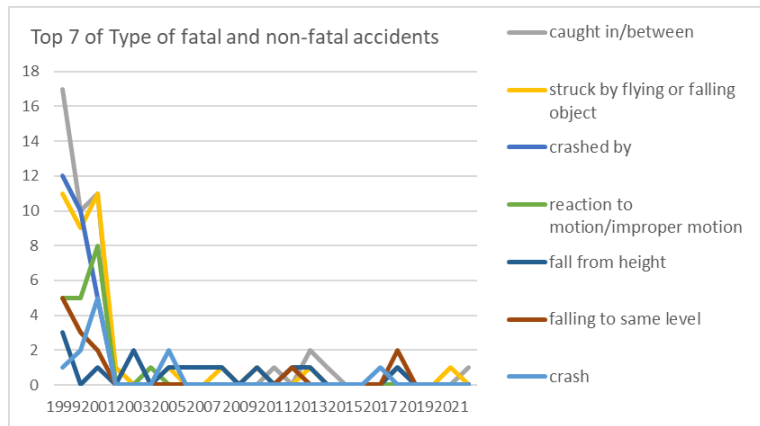
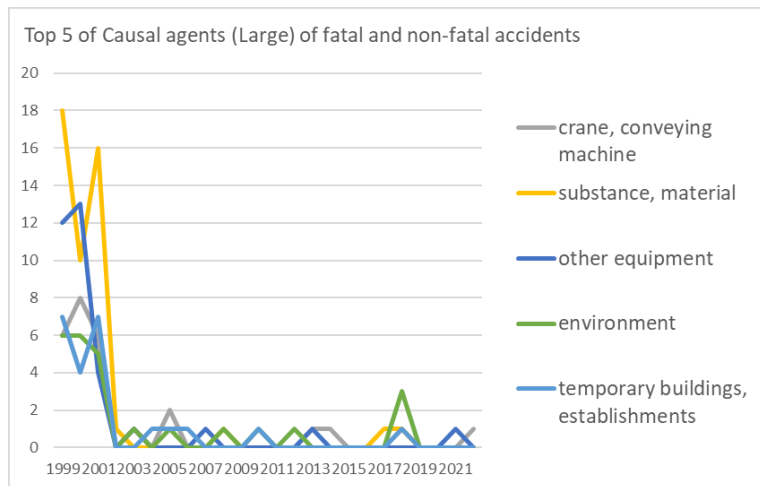


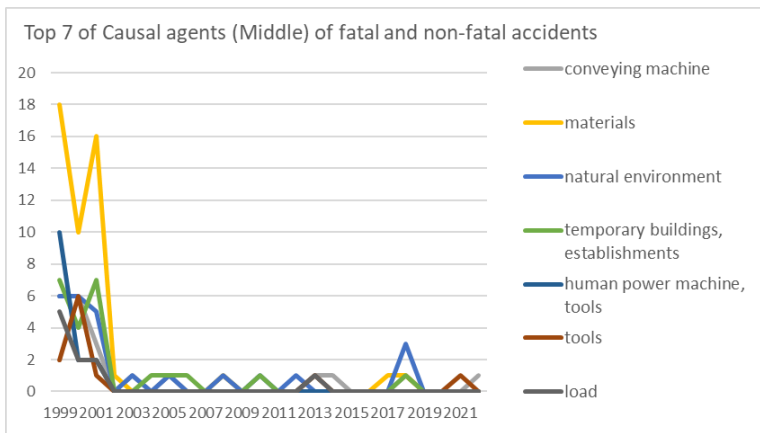
Transition of fatal and non-fatal accidents in 020101 general coal mining in Japan (1999-2022)



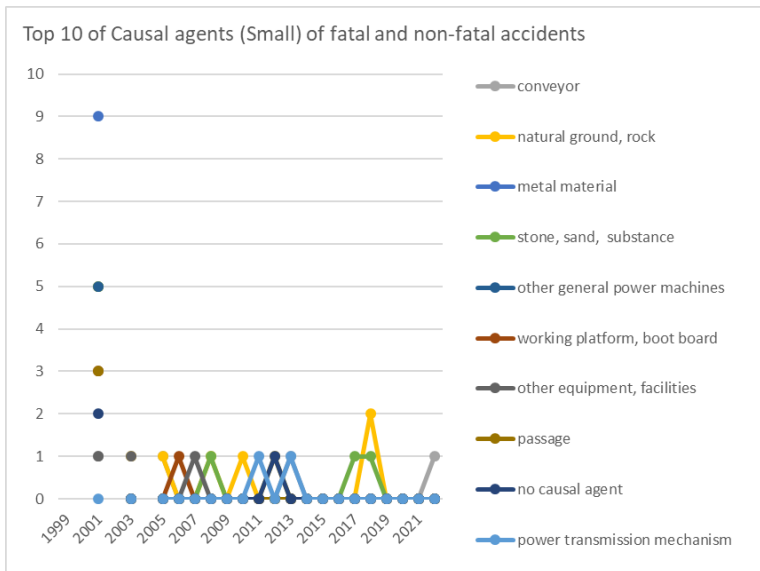
Transition of Top 7 of Type of fatal and non-fatal accidents in 020101 general coal mining in Japan (1999-2022)



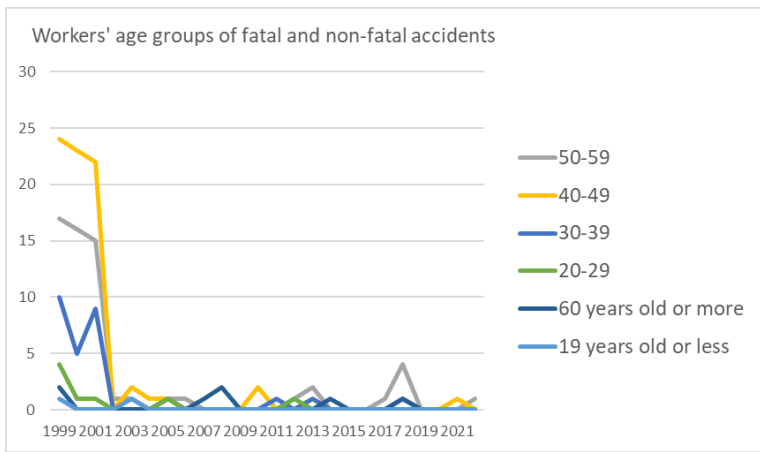
Transition of Top 5 of Causal agents (Large) of fatal and non-fatal accidents in 020101 general coal mining in Japan (1999-2022)



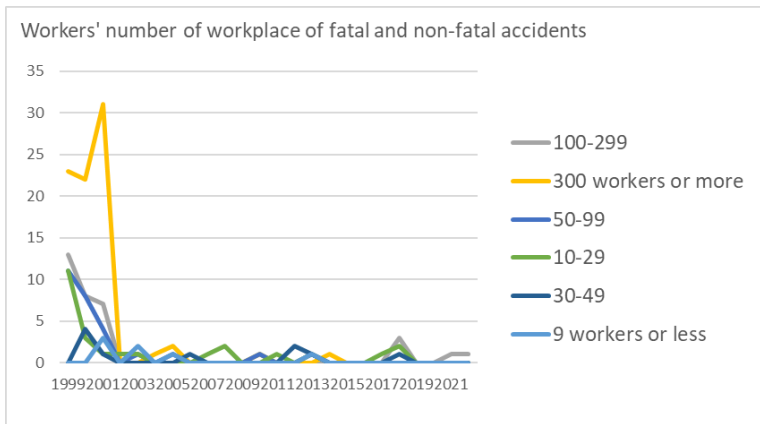
Transition of Top 7 of Causal agents (Middle) of fatal and non-fatal accidents in 020101 general coal mining in Japan (1999-2022)



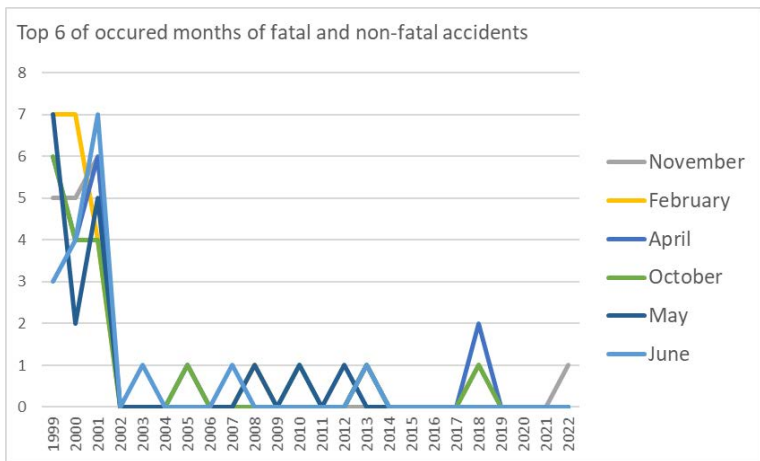
Transition of Top 10 of Causal agents (Small) of fatal and non-fatal accidents in 020101 general coal mining in Japan (1999-2022)



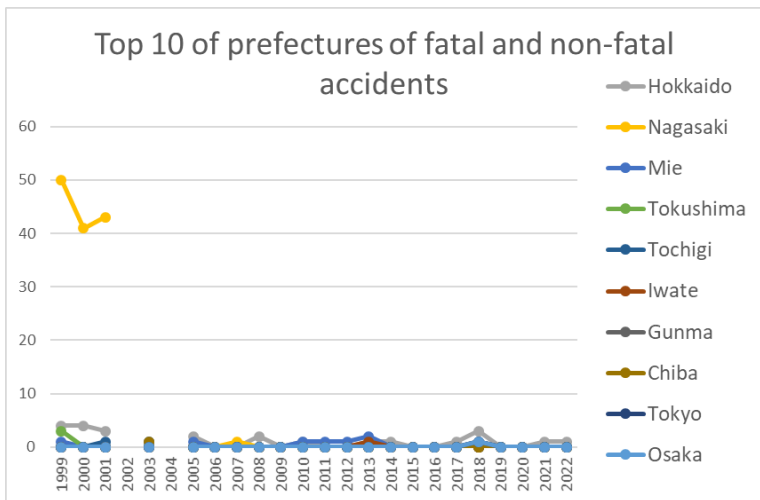
Transition of workers' age groups of fatal and non-fatal accidents in 020101 general coal mining in Japan (1999-2022)



Transition of workers' number of workplace of fatal and non-fatal accidents in 020101 general coal mining in Japan (1999-2022)



Transition of Top 6 of occurred months of fatal and non-fatal accidents in 020101 general coal mining in Japan (1999-2022)



Transition of Top 10 of prefectures of fatal and non-fatal accidents in 020101 general coal mining in Japan (1999-2022)

Transition of Type of fatal and non-fatal accidents in 020101 general coal mining in Japan (1999-2022)

Type of accidents	1999	2000	2001	2002	2003	2004	2005	2006	2007	2008	2009	2010	2011	2012	2013	2014	2015	2016	2017	2018	2019	2020	2021	2022	total	Type of accidents
caught in/between	17	10	11										1		2	1								1	43	caught in/between
struck by flying or	11	9	11	1			1			1		1			1					1			1		38	struck by flying

total	58	45	47	1	4	1	4	1	1	2		2	1	2	4	1			1	6			1	1	183	total
-------	----	----	----	---	---	---	---	---	---	---	--	---	---	---	---	---	--	--	---	---	--	--	---	---	-----	-------

Transition of Causal agents (Middle) of fatal and non-fatal accidents in 020101 general coal mining in Japan (1999-2022)

Causal (M) agents	1999	2000	2001	2002	2003	2004	2005	2006	2007	2008	2009	2010	2011	2012	2013	2014	2015	2016	2017	2018	2019	2020	2021	2022	total	Causal (M) agents
conveying machine	6	6	3		1		1								1	1				1				1	21	conveying machine
materials	18	10	16	1						1									1	1					48	materials
natural environment	6	6	5		1		1			1		1		1						3					25	natural environment
temporary buildings, establishments	7	4	7				1	1	1											1					23	temporary buildings, establishments
human power machine, tools	10	2	2																						14	human power machine, tools
tools	2	6	1												1								1		11	tools
load	5	2	2												1										10	load
other equipments, facilities		5	1		1				1																8	other equipments, facilities
general machine		1	5																						6	general machine
crane		2	3				1																		6	crane
power transmission mechanism	2												1		1										4	power transmission mechanism

