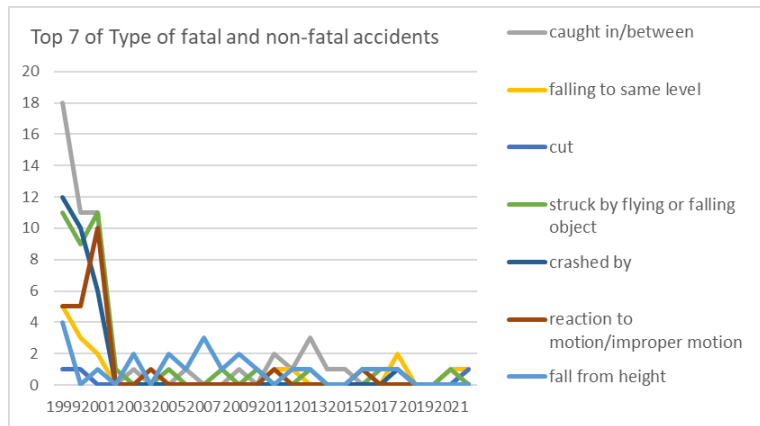
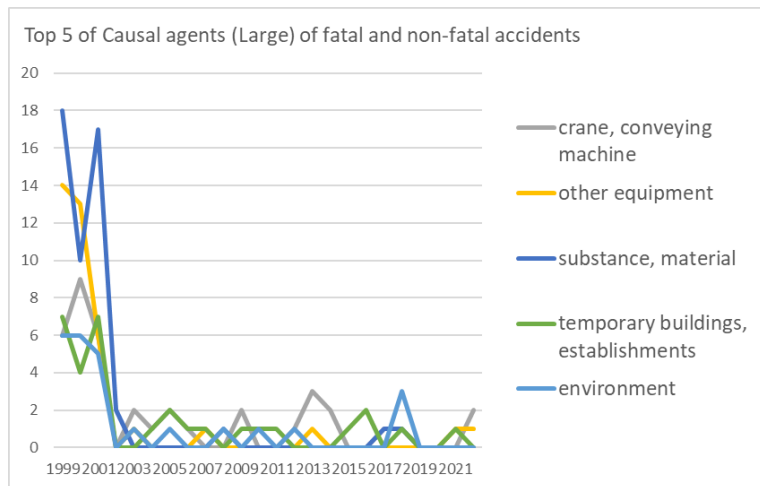


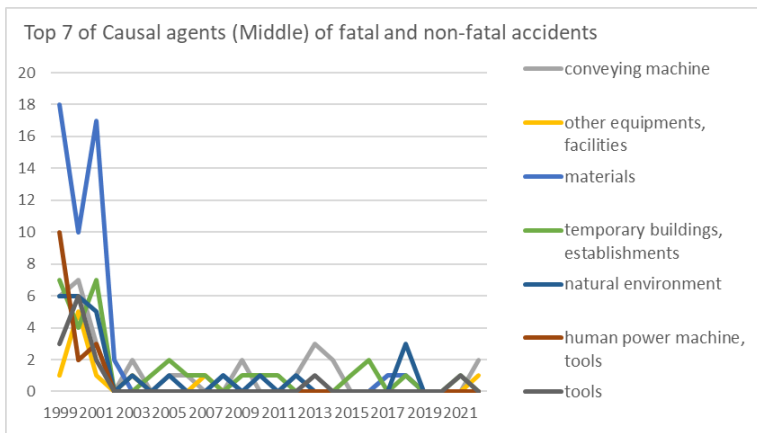
Transition of fatal and non-fatal accidents in 0201 coal mining in Japan (1999-2022)



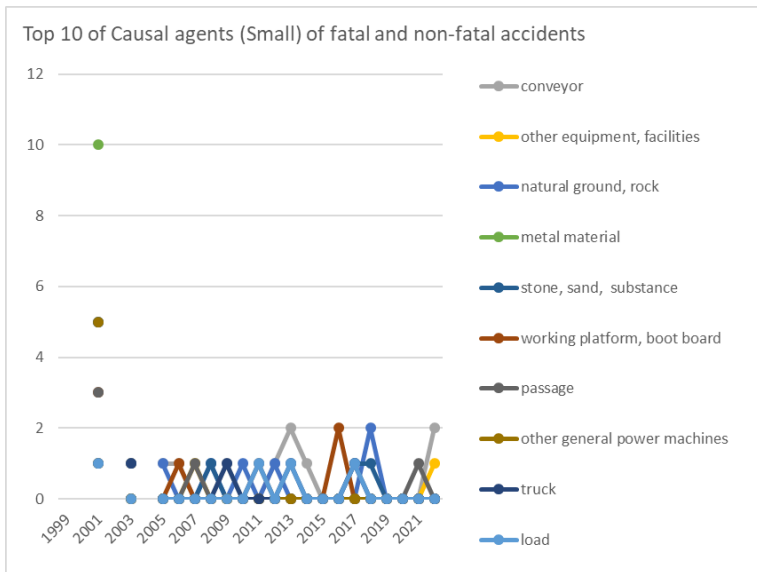
Transition of Top 7 of Type of fatal and non-fatal accidents in 0201 coal mining in Japan (1999-2022)



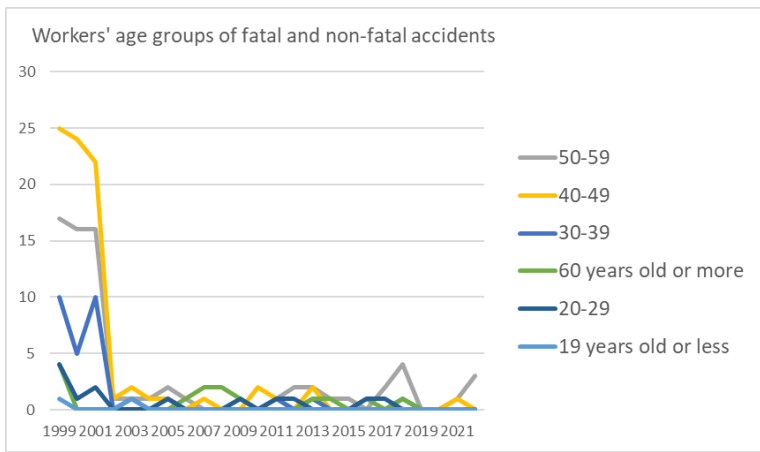
Transition of Top 5 of Causal agents (Large) of fatal and non-fatal accidents in 0201 coal mining in Japan (1999-2022)



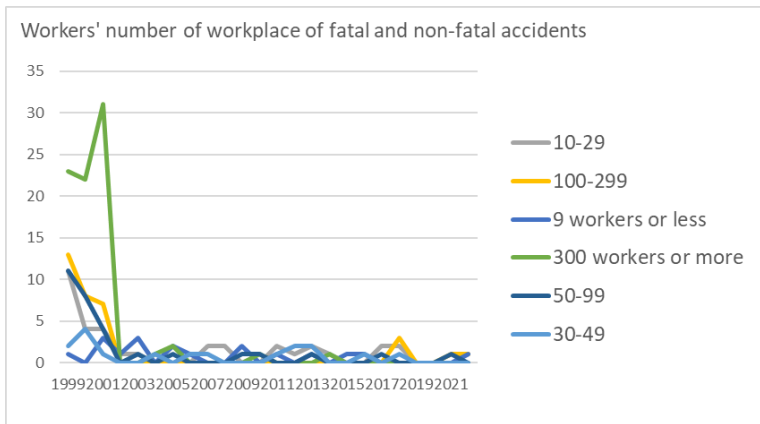
Transition of Top 7 of Causal agents (Middle) of fatal and non-fatal accidents in 0201 coal mining in Japan (1999-2022)



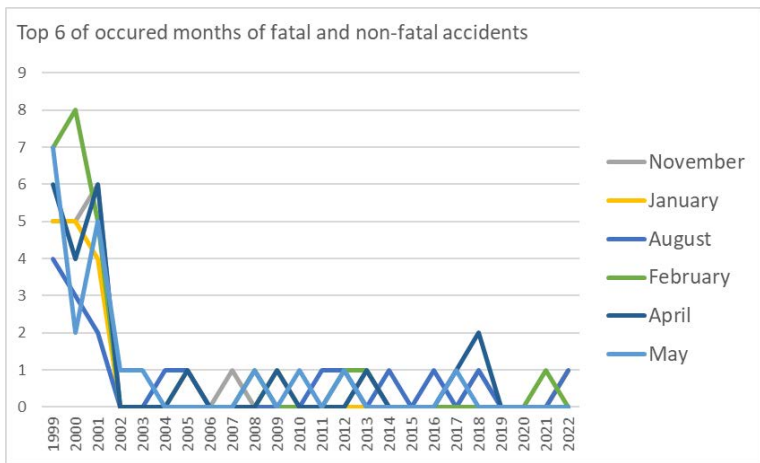
Transition of Top 10 of Causal agents (Small) of fatal and non-fatal accidents in 0201 coal mining in Japan (1999-2022)



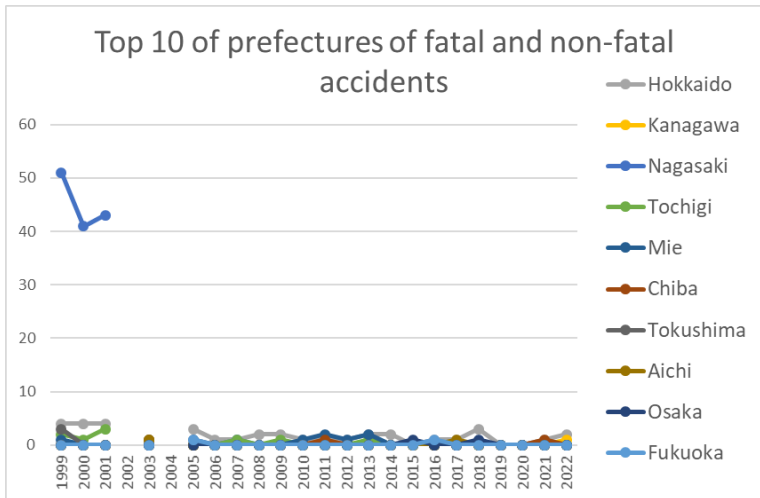
Transition of workers' age groups of fatal and non-fatal accidents in 0201 coal mining in Japan (1999-2022)



Transition of workers' number of workplace of fatal and non-fatal accidents in 0201 coal mining in Japan (1999-2022)



Transition of Top 6 of occurred months of fatal and non-fatal accidents in 0201 coal mining in Japan (1999-2022)



Transition of Top 10 of prefectures of fatal and non-fatal accidents in 0201 coal mining in Japan (1999-2022)

Transition of Type of fatal and non-fatal accidents in 0201 coal mining in Japan (1999-2022)

Type of accidents	1999	2000	2001	2002	2003	2004	2005	2006	2007	2008	2009	2010	2011	2012	2013	2014	2015	2016	2017	2018	2019	2020	2021	2022	total	Type of accidents
caught in/between	18	11	11	1				1			1		2	1	3	1	1							1	52	caught in/between
falling to same level	5	3	2										1	1						2			1	1	16	falling to same





total	61	46	50	2	5	2	5	2	3	2	3	2	4	3	6	2	1	2	3	6			2	3	215	total
-------	----	----	----	---	---	---	---	---	---	---	---	---	---	---	---	---	---	---	---	---	--	--	---	---	-----	-------

Transition of Causal agents (Middle) of fatal and non-fatal accidents in 0201 coal mining in Japan (1999-2022)

Causal (M) agents	1999	2000	2001	2002	2003	2004	2005	2006	2007	2008	2009	2010	2011	2012	2013	2014	2015	2016	2017	2018	2019	2020	2021	2022	total	Causal (M) agents	
conveying machine	6	7	3		2		1	1			2			1	3	2				1	1				2	32	conveying machine
other equipments, facilities	1	5	1		1				1															1		10	other equipments, facilities
materials	18	10	17	2						1									1	1						50	materials
temporary buildings, establishments	7	4	7			1	2	1	1		1	1	1				1	2						1		31	temporary buildings, establishments
natural environment	6	6	5		1		1			1		1		1												25	natural environment
human power machine, tools	10	2	3																							15	human power machine, tools
tools	3	6	2												1									1		13	tools
load	5	2	2										1		1					1						12	load
general machine		1	5																							6	general machine
crane		2	3				1																			6	crane
construction machine	3				1				1																	5	construction machine

power transmission mechanism	2												1	1									4	power transmission mechanism
no causal agent		1	2											1									4	no causal agent
woodworking machine													1										1	woodworking machine
vehicle						1																	1	vehicle
engine																								engine
metal manufacturing machine																								metal manufacturing machine
mobile silviculture machine																								mobile silviculture machine
pressure vessel																								pressure vessel
chemical facilities																								chemical facilities
welding equipment																								welding equipment
kiln, caldron																								kiln, caldron
electric equipment																								electric equipment
hazards, harmful substances																								hazards, harmful substances















human power machine																								human power machine
slinging tool																								slinging tool
scaffolding																								scaffolding
opening																								opening
other temporary buildings, establishments																								other temporary buildings, establishments
explosive substance																								explosive substance
flammable substance																								flammable substance
flammable gas																								flammable gas
harmful substance																								harmful substance
radiation																								radiation
other hazards, harmful substances																								other hazards, harmful substances
other materials																								other materials
standing tree																								standing tree
water																								water
abnormal environment																								abnormal environment
high/cold temperature environment																								high/cold temperature environment

other causal agent																											other causal agent
unclassifiable																											unclassifiable
total	61	46	50	2	5	2	5	2	3	2	3	2	4	3	6	2	1	2	3	6			2	3	215	total	

Transition of workers' age groups of fatal and non-fatal accidents in 0201 coal mining in Japan (1999-2022)

Age	1999	2000	2001	2002	2003	2004	2005	2006	2007	2008	2009	2010	2011	2012	2013	2014	2015	2016	2017	2018	2019	2020	2021	2022	total	Age
50-59	17	16	16	1	1	1	2	1			1		1	2	2	1	1		2	4			1	3	73	50-59
40-49	25	24	22	1	2	1	1		1			2	1		2								1		83	40-49
30-39	10	5	10		1		1						1		1					1					30	30-39
60 years old or more	4							1	2	2	1				1	1		1		1					14	60 years old or more
20-29	4	1	2				1				1		1	1				1	1						13	20-29
19 years old or less	1				1																				2	19 years old or less
total	61	46	50	2	5	2	5	2	3	2	3	2	4	3	6	2	1	2	3	6			2	3	215	total

Transition of workers' number of workplace of fatal and non-fatal accidents in 0201 coal mining in Japan (1999-2022)

Workers scale	1999	2000	2001	2002	2003	2004	2005	2006	2007	2008	2009	2010	2011	2012	2013	2014	2015	2016	2017	2018	2019	2020	2021	2022	total	Workers scale
10-29	11	4	4	1	1				2	2			2	1	2	1			2	2				1	36	10-29
100-299	13	8	7																	3			1	1	33	100-299
9 workers or less	1		3	1	3		2	1			2		1		1		1	1						1	18	9 workers or less
300 workers or more	23	22	31			1	2					1				1									81	300 workers or more
50-99	11	8	4		1		1				1	1			1				1				1		30	50-99
30-49	2	4	1			1		1	1				1	2	2			1		1					17	30-49



total	61	46	50	2	5	2	5	2	3	2	3	2	4	3	6	2	1	2	3	6			2	3	215	total
-------	----	----	----	---	---	---	---	---	---	---	---	---	---	---	---	---	---	---	---	---	--	--	---	---	-----	-------

Transition of occurred months of fatal and non-fatal accidents in 0201 coal mining in Japan (1999-2022)

Month	1999	2000	2001	2002	2003	2004	2005	2006	2007	2008	2009	2010	2011	2012	2013	2014	2015	2016	2017	2018	2019	2020	2021	2022	total	Month
November	5	5	6						1					1						1				1	20	November
January	5	5	4				1				1													1	17	January
August	4	3	2			1	1						1	1		1		1		1				1	17	August
February	7	8	5							1				1	1								1		24	February
April	6	4	6				1				1				1				1	2					22	April
May	7	2	5	1	1					1		1		1					1						20	May
June	4	4	7		1	1			1						1			1							20	June
October	7	4	4				1					1			1					1					19	October
July	6	4	1	1	2			1	1		1						1								18	July
September	5	1	5		1			1					1		1	1									16	September
March	2	2	5										1										1		11	March
December	3	4					1						1						1	1					11	December
total	61	46	50	2	5	2	5	2	3	2	3	2	4	3	6	2	1	2	3	6			2	3	215	total

Transition of prefectures of fatal and non-fatal accidents in 0201 coal mining in Japan (1999-2022)

Prefecture	1999	2000	2001	2002	2003	2004	2005	2006	2007	2008	2009	2010	2011	2012	2013	2014	2015	2016	2017	2018	2019	2020	2021	2022	total	Prefecture
Hokkaido	4	4	4		1		3	1	1	2	2	1	1	1	2	2		1	1	3			1	2	37	Hokkaido
Kanagawa																								1	1	Kanagawa
Nagasaki	51	41	43						1																136	Nagasaki
Tochigi	2	1	3		1				1		1				1										10	Tochigi



