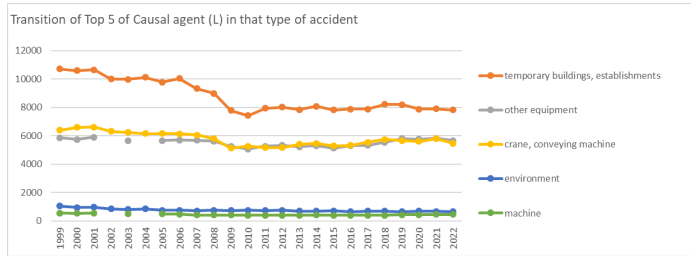
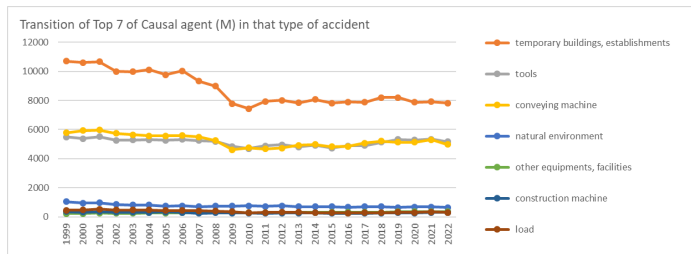


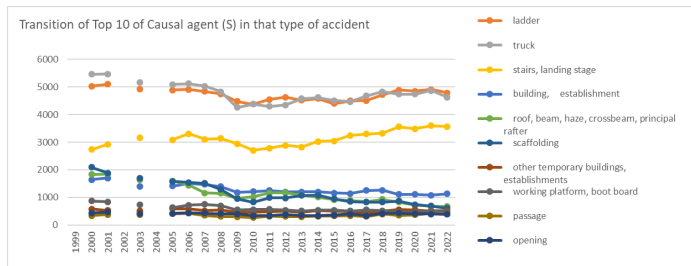
Transition of Causal agent (L, M, S) of fatal & non-fatal accident (fall from height) in 1999-2022



Transition of Causal agent (L) of fatal & non-fatal accident (fall from height) in 1999-2022



Transition of Causal agent (M) of fatal & non-fatal accident (fall from height) in 1999-2022



Transition of Causal agent (S) of fatal & non-fatal accident (fall from height) in 1999-2022

Transition of Causal agent (L) of fatal & non-fatal accident (fall from height) in 1999-2022

Causal agent (L)	1999	2000	2001	2002	2003	2004	2005	2006	2007	2008	2009	2010	2011	2012	2013	2014	2015	2016	2017	2018	2019	2020	2021	2022	total
temporary buildings, establishments	10,706	10,602	10,657	9,994	9,980	10,109	9,773	10,031	9,335	8,983	7,784	7,436	7,935	8,020	7,843	8,077	7,828	7,890	7,880	8,211	8,200	7,879	7,908	7,819	210,880

establishments																										
other equipment	5,860	5,750	5,893		5,662		5,662	5,708	5,693	5,622	5,255	5,063	5,265	5,319	5,221	5,312	5,135	5,303	5,327	5,545	5,796	5,769	5,826	5,657	121,643	
crane, conveying machine	6,401	6,590	6,620	6,316	6,241	6,164	6,167	6,132	6,052	5,807	5,139	5,262	5,164	5,171	5,398	5,467	5,291	5,337	5,538	5,740	5,670	5,612	5,796	5,463	138,538	
environment	1,043	958	968	847	810	847	745	751	708	748	741	754	727	760	700	705	711	662	701	702	649	688	678	648	18,251	
machine	565	539	552		500		500	486	427	425	423	398	398	400	393	413	396	389	398	398	442	444	467	460	9,813	
load	462	473	536	465	477	465	438	432	425	401	357	285	299	319	322	292	274	269	287	283	320	310	348	299	8,838	
substance, material	418	444	382	363	321	323	340	317	304	284	216	189	177	188	213	200	170	189	159	209	167	163	159	170	6,065	
others	172	151	154	123	127	111	105	172	120	109	91	71	86	98	92	85	101	55	84	133	102	112	104	104	2,662	
total	25,627	25,507	25,762	24,262	24,118	24,193	23,730	24,029	23,064	22,379	20,006	19,458	20,051	20,275	20,182	20,551	19,906	20,094	20,374	21,221	21,346	20,977	21,286	20,620	529,018	

Transition of Causal agent (M) of fatal & non-fatal accident (fall from height) in 1999-2022

Causal agent (M)	1999	2000	2001	2002	2003	2004	2005	2006	2007	2008	2009	2010	2011	2012	2013	2014	2015	2016	2017	2018	2019	2020	2021	2022	total
temporary buildings, establishments	10,706	10,602	10,657	9,994	9,980	10,109	9,773	10,031	9,335	8,983	7,784	7,436	7,935	8,020	7,843	8,077	7,828	7,890	7,880	8,211	8,200	7,879	7,908	7,819	210,880
tools	5,492	5,374	5,510	5,267	5,292	5,306	5,260	5,321	5,245	5,193	4,848	4,691	4,882	4,952	4,815	4,925	4,732	4,884	4,905	5,128	5,315	5,282	5,334	5,170	123,123
conveying machine	5,778	5,932	5,979	5,748	5,640	5,566	5,566	5,583	5,501	5,245	4,621	4,743	4,682	4,726	4,919	4,985	4,828	4,845	5,069	5,211	5,124	5,125	5,296	4,979	125,691
natural environment	1,043	958	968	847	810	826	745	751	708	748	741	754	727	760	700	705	711	662	701	702	649	688	678	648	18,230
other equipments, facilities	235	229	263	236	250	274	261	281	320	317	301	286	285	278	301	296	313	320	314	305	358	363	355	350	7,091
construction machine	354	325	368	327	319	305	331	309	247	282	269	270	249	267	255	279	243	250	254	259	275	268	296	301	6,902
load	462	473	536	465	477	468	438	432	425	401	357	285	299	319	322	292	274	269	287	283	320	310	348	299	8,841
crane	361	405	380	333	360	325	328	289	288	304	254	244	242	231	240	241	212	235	231	233	245	246	225	243	6,695
vehicle	262	253	261	235	241	273	273	260	263	258	264	275	240	214	239	241	251	257	238	296	301	241	275	241	6,152
materials	415	442	380	362	320	322	338	311	303	282	214	188	176	188	211	197	169	189	159	208	166	161	158	169	6,028

general machine	151	150	133	136	144	137	132	143	145	110	122	95	116	105	117	103	109	90	96	101	115	121	120	109	2,900
human power machine, tools	91	97	80	90	83	94	97	74	91	80	75	55	63	63	69	61	62	67	70	91	96	94	101	105	1,949
other causal agents	116	107	90	70	84	72	61	113	85	61	49	51	63	60	63	53	64	38	59	78	56	51	42	56	1,642
no causal agent	43	32	56	42	35	30	31	50	26	37	38	16	20	33	20	25	30	15	21	43	43	59	59	44	848
mobile silviculture machine																	16	17	16	10	12	22	16	25	134
electric equipment	24	15	14	23	16	15	15	13	12	11	9	8	11	7	16	16	8	14	22	8	10	8	21	13	329
woodworking machine	18	21	14	17	14	10	16	10	10	10	11	13	11	9	9	12	9	9	10	6	10	15	14	13	291
metal manufacturing machine	39	33	28	25	22	18	19	22	22	19	20	13	21	16	9	16	11	18	16	19	28	16	14	12	476
kiln, caldron	9	20	16	12	10	15	12	9	9	12	10	11	13	7	9	7	11	6	10	7	9	11	4	9	248
chemical facilities	2	5	1	6	2	7	7	3	7	4	5	7	2	4	4	5	5	5	1	3	2	6	6	7	106
unclassifiable	13	12	8	11	8	9	13	9	9	11	4	4	3	5	9	7	7	2	4	12	3	2	3	4	172
pressure vessel	6	7	7	6	8	8	10	3	8	2	5	4	8	7	5	1	3	6	3	2	3	4	5	2	123
welding equipment	1	3	2	3	1	2		4	1	3	2	1	1	1	2	1	1	1	2	1	3	1		1	38
hazards, harmful substances	3	2	2	1	1	1	2	6	1	2	2	1	1		2	3	1			1	1	2	1	1	37
power transmission mechanism	2	4		4		1			1	3	1	6	1	2	2	1	4	4	4	2	1	1	3		47
engine	1	6	9	2	1		2	2	2	1		1		1	1	2	4	1	2	1	1	1	4		45

Transition of Causal agent (S) of fatal & non-fatal accident (fall from height) in 1999-2022

Causal agent (S)	1999	2000	2001	2002	2003	2004	2005	2006	2007	2008	2009	2010	2011	2012	2013	2014	2015	2016	2017	2018	2019	2020	2021	2022	total
ladder		5,034	5,102		4,927		4,886	4,914	4,842	4,750	4,479	4,381	4,549	4,628	4,523	4,583	4,394	4,501	4,508	4,716	4,890	4,851	4,911	4,788	99,157
truck		5,459	5,467		5,172		5,090	5,118	5,027	4,832	4,262	4,381	4,299	4,350	4,582	4,621	4,505	4,474	4,680	4,827	4,736	4,744	4,869	4,629	100,124
stairs, landing stage		2,737	2,923		3,160		3,084	3,309	3,101	3,141	2,943	2,707	2,788	2,888	2,822	3,021	3,041	3,250	3,301	3,322	3,556	3,484	3,596	3,565	65,739
building, establishment		1,644	1,698		1,390		1,408	1,503	1,468	1,390	1,179	1,212	1,254	1,206	1,205	1,201	1,164	1,145	1,248	1,262	1,112	1,114	1,077	1,130	27,010
roof, beam, haze, crossbeam, principal rafter		1,833	1,852		1,638		1,603	1,440	1,157	1,151	969	1,026	1,162	1,169	1,094	1,016	920	894	845	931	827	719	677	675	23,598
scaffolding		2,089	1,888		1,689		1,583	1,546	1,510	1,288	947	830	993	985	1,068	1,083	947	849	830	828	873	738	691	607	23,862

other temporary buildings, establishments		585	534		522		587	580	520	552	461	460	488	512	457	520	496	477	442	501	556	552	507	527	10,836
working platform, boot board		872	839		745		631	723	750	698	555	559	566	543	514	544	536	513	549	519	480	470	516	505	12,627
passage		338	377		367		413	431	349	310	296	266	316	309	300	317	325	336	305	399	345	368	417	403	7,287
opening		438	466		415		416	444	429	405	400	343	337	380	354	342	364	395	344	416	428	413	404	390	8,323
other tools		320	385		347		351	388	380	426	358	299	326	309	286	336	329	377	389	403	421	418	415	375	7,638
other equipments, facilities		229	263		250		261	281	320	317	301	286	285	278	301	296	313	320	314	305	358	363	355	350	6,346
load		443	495		437		413	417	402	375	341	269	282	303	304	278	264	253	275	279	306	293	335	287	7,051
other environments		267	303		197		226	208	171	224	218	220	223	239	211	238	215	218	235	248	234	248	265	251	4,859
natural ground, rock		430	410		372		307	301	299	301	294	293	281	298	271	258	281	263	291	244	257	265	254	241	6,211
forklift		284	322		303		292	299	310	269	224	227	238	227	197	212	202	247	239	256	242	255	271	220	5,336
cars, bus, motorcycle		154	158		154		169	178	171	183	163	185	167	137	158	155	177	188	171	212	220	164	190	163	3,617
standing tree		248	233		221		203	212	231	210	216	233	214	199	204	191	209	173	168	191	148	158	147	148	4,157
mobile crane		234	204		207		185	133	157	174	142	128	136	121	146	136	132	158	142	142	157	149	149	145	3,277
excavating machine		146	171		135		150	128	91	106	104	95	102	100	107	103	96	84	94	117	118	116	117	130	2,410
metal material		212	195		162		160	168	151	154	113	82	89	93	100	94	80	101	88	106	98	85	66	83	2,480
other general power machines		101	94		92		92	100	102	76	81	75	84	72	83	72	79	65	71	75	81	83	82	81	1,741
leveling, transporting or loading machine		70	90		80		68	71	63	73	58	79	52	74	57	58	63	74	66	67	57	70	76	74	1,440
human power hauling equipment		64	50		59		62	45	64	55	61	41	50	49	56	47	53	50	57	77	67	62	71	74	1,214
other vehicles		84	90		72		82	67	83	62	82	77	60	63	69	76	64	57	52	68	65	65	63	62	1,463
other powered conveying machines		96	93		78		77	84	91	73	69	73	86	81	63	82	43	55	76	67	68	45	60	57	1,517
other causal agents		107	90		84		61	113	85	61	49	51	63	60	63	53	64	38	59	78	56	51	42	56	1,384
lumber, bamboo		148	104		104		120	91	99	82	68	69	59	62	65	58	50	66	47	57	43	46	53	50	1,541
crane		79	77		59		73	69	61	49	53	44	47	49	40	45	30	36	47	44	42	43	31	49	1,067
conveyor		63	61		58		76	49	55	41	37	43	39	42	49	49	47	37	44	35	44	52	58	46	1,025
vehicle for high lift work		30	36		41		41	46	38	49	43	45	36	38	32	32	34	34	38	32	50	35	45	45	820
no causal agent		32	56		35		31	50	26	37	38	16	20	33	20	25	30	15	21	43	43	59	59	44	733

engine		6	9		1		2	2	2	1		1		1	1	2	4	1	2	1	1	1	4		42
power transmission mechanism		4							1	3	1	6	1	2	2	1	4	4	4	2	1	1	3		40
pressure vessel		4			5		2		2	1	1	1	2	1	2		2	1	1	1	3	1	2		32
grinding machine, buffing machine		2	3		1		1	2		1	4			2		1		2		2	1				22
electric power facilities		1	1				3	1		1	1	2			1	1	1	1	1	2		1	4		22
circular sawing machine		2	3		1			2	1		1	1	1			2			1		2	1	1		19
industrial robot		1	1				1	1	1			1		2	1	1		1	1	1		1	1		15
gas welding equipment		2			1			2	1		1				2				1		3	1			14
shearing machine			2		2		4				1						1	2		1					13
other hazards, harmful substances		1			1		1	2	1	1	1				1		1				1	1	1		13
arc welding equipment			2						2	1	1	1	1			1	1			1					11
abnormal environment			1						2			2	1					1			1	2	1		11
harmful substance			1				1	1		1	1		1			3						1			10
other mobile silviculture machine																	1	1		1	1	3	1		8
derrick crane		1	2						1		1				2										7
wood planer machine		1	1				1													1			1		5
chamfering machine, router, woodworking milling machine											1								1						2
simple skyline yarding equipment																				1			1		2
inflammable gas		1						1																	2
hollow chisel mortisers, wood borer												1													1
forging pressure hammer																					1				1
inflammable substance																				1					1
radiation																									

Return to https://www.jisha.or.jp/english/statistics/202312_17.html