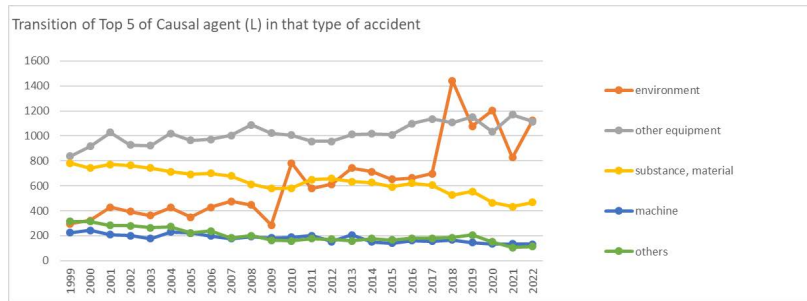
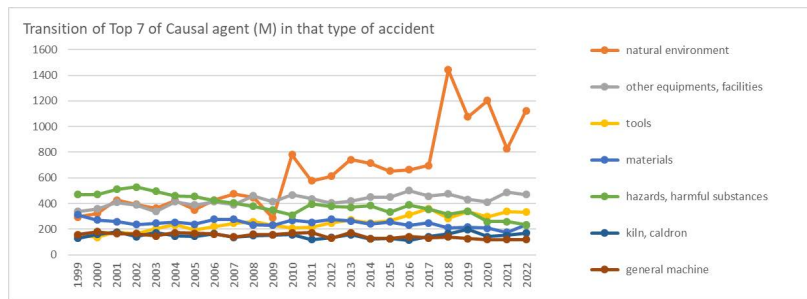


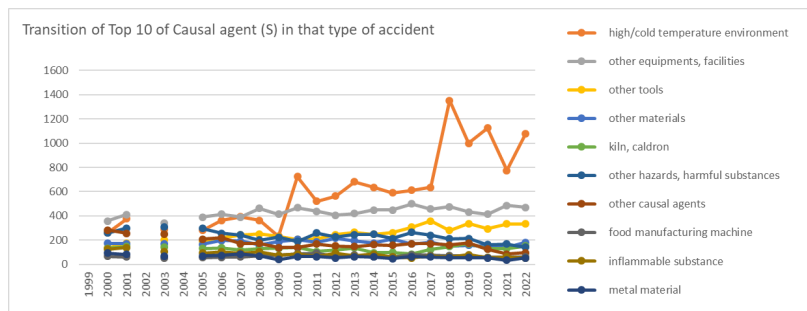
Transition of Causal agent (L, M, S) of fatal & non-fatal accident (contact to high/low-temperature) in 1999-2022



Transition of Causal agent (L) of fatal & non-fatal accident (contact to high/low-temperature) in 1999-2022



Transition of Causal agent (M) of fatal & non-fatal accident (contact to high/low-temperature) in 1999-2022



Transition of Causal agent (S) of fatal & non-fatal accident (contact to high/low-temperature) in 1999-2022

Transition of Causal agent (L) of fatal & non-fatal accident (contact to high/low-temperature) in 1999-2022

Causal agent (L)	1999	2000	2001	2002	2003	2004	2005	2006	2007	2008	2009	2010	2011	2012	2013	2014	2015	2016	2017	2018	2019	2020	2021	2022	total
environment	296	323	428	394	363	424	350	428	475	447	286	782	578	614	743	714	653	663	698	1,442	1,077	1,203	827	1,124	15,332
other equipment	837	917	1,026	926	922	1,019	963	972	1,004	1,089	1,021	1,006	956	956	1,010	1,017	1,009	1,099	1,135	1,107	1,150	1,032	1,169	1,115	24,457
substance, material	782	743	770	763	741	714	693	701	680	613	578	581	650	657	635	626	591	620	604	526	555	465	433	467	15,188
machine	225	242	209	200	178	230	221	198	177	192	183	187	201	154	205	152	140	160	155	166	146	136	134	132	4,323
others	315	315	283	279	265	271	223	238	183	202	163	159	177	171	158	176	167	179	179	186	207	152	105	115	4,868
crane, conveying machine	82	91	100	93	68	95	66	64	66	49	37	58	52	50	44	44	35	37	36	43	39	29	34	45	1,357
temporary buildings, establishments	68	70	72	68	69	84	71	71	54	71	48	64	61	53	53	58	56	48	53	51	50	51	50	41	1,435
load	19	17	23	27	35	23	26	25	21	29	28	29	29	23	22	23	26	25	29	25	26	31	20	34	615
total	2,624	2,718	2,911	2,750	2,641	2,860	2,613	2,697	2,660	2,692	2,344	2,866	2,704	2,678	2,870	2,810	2,677	2,831	2,889	3,546	3,250	3,099	2,772	3,073	67,575

Transition of Causal agent (M) of fatal & non-fatal accident (contact to high/low-temperature) in 1999-2022

Causal agent (M)	1999	2000	2001	2002	2003	2004	2005	2006	2007	2008	2009	2010	2011	2012	2013	2014	2015	2016	2017	2018	2019	2020	2021	2022	total
natural environment	296	323	428	394	363	424	350	428	475	447	286	782	578	614	743	714	653	663	698	1,442	1,077	1,203	827	1,124	15,332
other equipments,	339	358	410	388	339	414	390	414	391	461	414	468	438	405	419	450	450	500	458	476	432	413	487	471	10,185

facilities																									
tools	156	136	177	164	203	234	195	220	246	258	232	208	215	248	271	249	263	312	362	285	339	298	338	334	5,943
materials	312	272	260	235	246	255	239	276	277	234	230	270	254	278	264	241	257	231	248	210	215	207	175	234	5,920
hazards, harmful substances	470	471	510	528	495	459	454	425	403	379	348	311	396	379	371	385	334	389	356	316	340	258	258	233	9,268
kiln, caldron	129	159	177	142	173	147	144	164	138	149	154	158	120	135	157	125	127	113	143	166	197	142	152	170	3,581
general machine	157	180	166	164	148	172	168	162	140	160	157	170	172	130	173	127	126	141	133	140	127	118	118	118	3,567
other causal agents	292	283	256	252	248	242	207	220	171	173	138	140	167	153	147	162	158	171	171	161	176	125	84	96	4,393
welding equipment	97	110	116	99	84	92	97	67	95	103	103	70	86	69	75	80	67	73	72	77	79	67	76	67	2,021
temporary buildings, establishments	68	70	72	68	69	84	71	71	54	71	48	64	61	53	53	58	56	48	53	51	50	51	50	41	1,435
load	19	17	23	27	35	23	26	25	21	29	28	29	29	23	22	23	26	25	29	25	26	31	20	34	615
human power machine, tools	22	42	43	36	29	43	35	26	37	34	41	39	32	40	35	42	44	33	29	38	42	52	52	33	899
pressure vessel	55	56	59	49	40	41	51	46	46	36	48	30	29	31	32	38	32	35	36	29	29	27	21	24	920
conveying machine	48	50	57	48	33	46	33	29	35	29	18	25	31	25	24	22	17	19	22	22	17	13	20	24	707
vehicle	29	31	35	39	28	39	31	32	25	16	17	31	20	23	18	20	16	12	11	19	15	14	11	18	550
no causal agent	10	20	15	12	11	11	9	13	10	20	18	14	6	14	7	8	7	8	7	20	27	26	17	15	325
electric equipment	26	45	37	43	48	40	34	26	44	42	25	28	29	24	19	28	22	28	26	26	24	30	27	12	733
metal manufacturing machine	20	16	10	12	8	14	16	17	13	11	5	5	11	7	12	12	6	7	7	13	9	10	6	10	257
chemical facilities	13	11	7	5	6	8	17	9	7	6	4	5	7	4	2	5	4	5	9	10	8	3	16	4	175
unclassifiable	13	12	12	15	6	18	7	5	2	9	7	5	4	4	4	6	2		1	5	4	1	4	4	150

board		14	18		20		13	15	10	22	9	12	12	14	12	20	14	5	12	7	9	10	7	9	264
building, establishment		8	12		15		12	17	11	12	4	12	17	9	7	5	9	3	14	10	8	8	9	9	211
human power hauling equipment		4	8		6		6	8	10	8	9	11	10	10	9	6	9	3	8	4	11	10	12	8	170
other temporary buildings, establishments		10	9		9		11	7	7	12	4	5	8	11	6	7	4	7	3	8	15	7	11	8	169
other pressure vessels		15	14		11		10	7	6	5	14	6	4	6	5	11	9	10	2	8	3	6	8	7	167
other welding equipment		15	8		6		9	11	8	9	6	3	7	9	5	7	2	3	6	3	13	6	10	7	153
other metal manufacturing machines		11	10		6		9	12	11	7	3	5	7	2	7	5	3	2	4	10	4	6	3	7	134
boiler		12	15		6		24	17	25	12	15	11	9	10	13	18	6	7	9	9	11	8	6	6	249
injection molding machine		13	10		10		10	7	9	9	11	12	8	8	8	9	4	7	4	10	8	5	4	6	172
industrial dryer		5	8		4		4	8	3	4	4	3	1	4	5	3	1	1	4	2	7	1	4	6	82
chemical facilities		11	7		6		17	9	7	6	4	5	7	4	2	5	4	5	9	10	8	3	16	4	149
unclassifiable		12	12		6		7	5	2	9	7	5	4	4	4	6	2		1	5	4	1	4	4	104
roll machine (except printingroll machine)		4	5		4		6	4	4	2		4	1		1		1	3	4	1	2		2	4	52
electric power facilities		11	19		17		9	7	20	19	10	17	12	14	7	13	10	10	11	14	4	9	5	3	241
mixer, grinder		1	2		2		2	1	2	2		2	1	1	4	1	3	1		4	3	2	1	3	38
grinding machine, buffing machine		2			1		5	3	1	4	2		2	4	2	4	2	3	3	3	4	2	2	2	51

crane		5	4		2		2	1	3	1	2	1	1	1	1	1	1	4			5	1	2	2	40
other powered conveying machines		2	1		2		1	5	2	3	2	2	2		1	1	3	1		1			2	2	33
other vehicles		1	2		1			1				2		1		2		1		3		2		2	18
printing machine		2					1			3		1					1	1	1	1			1	2	14
mobile logging machine																	2	1	1	1			2		7
forklift		9	6		4		5	5	9	6	2	3	1	5	4	8	3	6	8	4	3	1	5	1	98
explosive substance		10	11		5		6	3	3	3	7	3	2	4	3	2	2	2	2	2	3	1		1	75
engine		6	3		5		5	4	5	2	3	3	1	2	4	3	1	3	1	4	2	2	3	1	63
stone, sand, substance		2	5		5		2	4	1	4	3	1	4	5	2	3	1		4	4	2	2	2	1	57
stairs, landing stage		6	2		3		2		1	3	2	2	3	1	2	1	2	1	3	1		2	3	1	41
roof, beam, haze, crossbeam, principal rafter		1	1		1		2	1	1	4	1	4	2	1		2	1	2		1		1		1	27
mobile crane		4	4		2				3	2				1		1		1	2	1	1		1	1	23
opening		1	2		1				2			1	2	4	1	2			2		1	1	1	1	22
loader		2	3		1		2	2		1		2	1			2	1				1			1	19
other woodworking machines		1			1		1						2	3	1	2	1	1						1	14
human power machine			1				1	1	1	1		1				1	1		1			1	1	1	11
rough terrain hauler			1							1	2	1				1								1	7
human power cranes																						1	3	1	5

band sawing machine																							
chamfering machine, router, woodworking milling machine																							
shearing machine																							
skyline yarding machine																							
derrick crane																							
cargo lifting appliance																							
gondola																							
lumberyard equipment, logging cableway																							
simple skyline yarding equipment																							

Data Source : <https://anzeninfo.mhlw.go.jp/user/anzen/tok/anst00.html>

Return to https://www.jisha.or.jp/english/statistics/202312_17.html