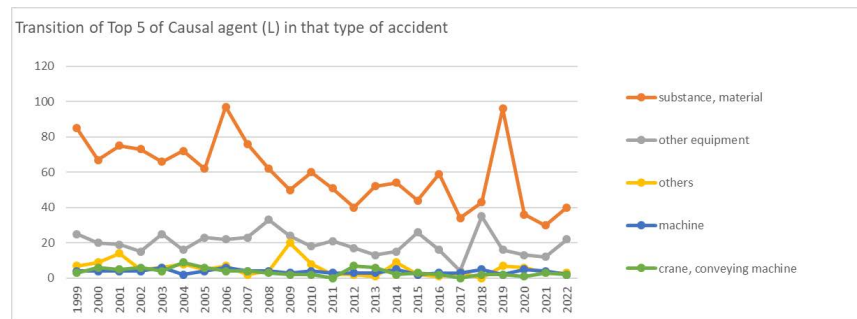
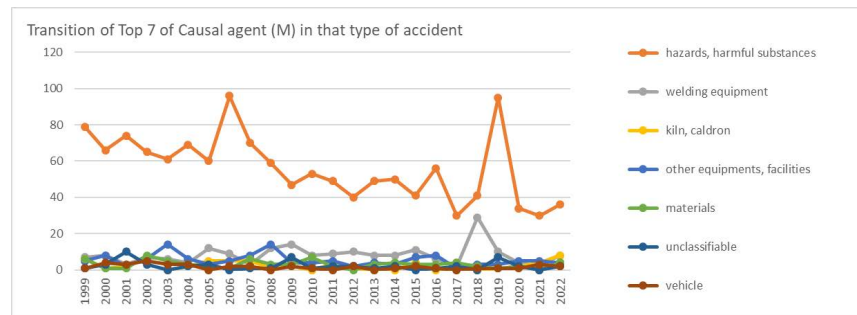


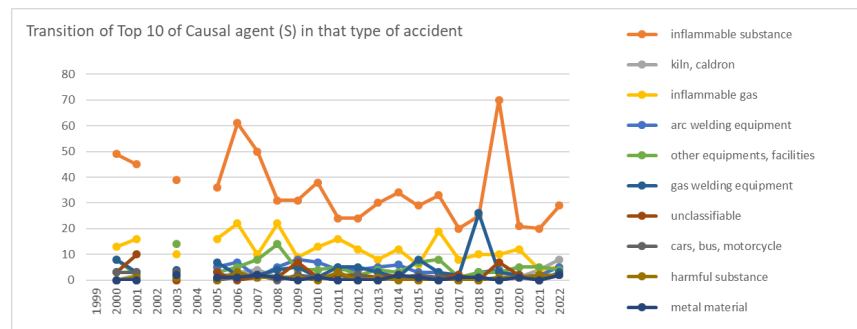
Transition of Causal agent (L, M, S) of fatal & non-fatal accident (fire) in 1999-2022



Transition of Causal agent (L) of fatal & non-fatal accident (fire) in 1999-2022



Transition of Causal agent (M) of fatal & non-fatal accident (fire) in 1999-2022



Transition of Causal agent (S) of fatal & non-fatal accident (fire) in 1999-2022

Transition of Causal agent (L) of fatal & non-fatal accident (fire) in 1999-2022

Causal agent (L)	1999	2000	2001	2002	2003	2004	2005	2006	2007	2008	2009	2010	2011	2012	2013	2014	2015	2016	2017	2018	2019	2020	2021	2022	total
substance, material	85	67	75	73	66	72	62	97	76	62	50	60	51	40	52	54	44	59	34	43	96	36	30	40	1,424
other equipment	25	20	19	15	25	16	23	22	23	33	24	18	21	17	13	15	26	16	4	35	16	13	12	22	473
others	7	9	14	5	6	8	5	7	2	4	20	8	2	2	1	9	2	1	3		7	6	3	3	134
machine	4	4	4	4	6	2	4	6	4	4	3	4	3	3	3	5	2	3	3	5	2	5	4	2	89
crane, conveying machine	3	6	5	6	4	9	6	4	4	3	2	2		7	6	2	3	2		2	2	1	3	2	84
environment	4	4	3	1		2	3	3		1	4	1	9	1	3	1	3				2		1	1	47
temporary buildings, establishments	1	3	9	1	7	3	1	4	4		2			2	5	1	1				2				46
load		1			1			1			1			1			2				1		1		9
total	129	114	129	105	115	112	104	144	113	107	106	93	86	73	83	87	83	81	44	85	128	61	54	70	2,306

Transition of Causal agent (M) of fatal & non-fatal accident (fire) in 1999-2022

Causal agent (M)	1999	2000	2001	2002	2003	2004	2005	2006	2007	2008	2009	2010	2011	2012	2013	2014	2015	2016	2017	2018	2019	2020	2021	2022	total
hazards, harmful substances	79	66	74	65	61	69	60	96	70	59	47	53	49	40	49	50	41	56	30	41	95	34	30	36	1,350

