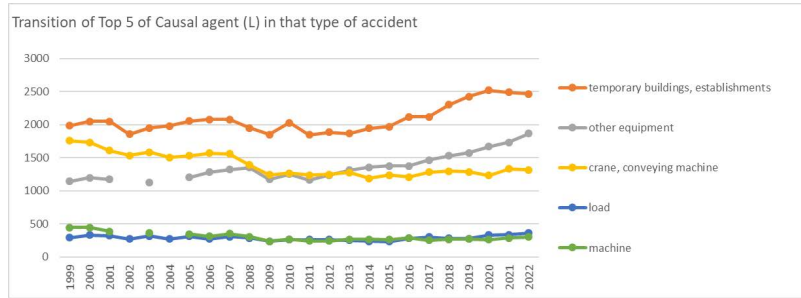
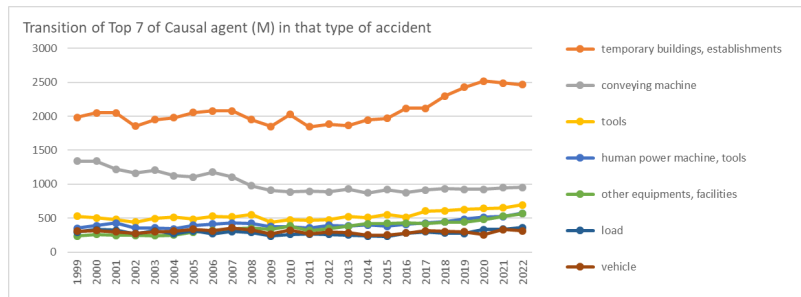


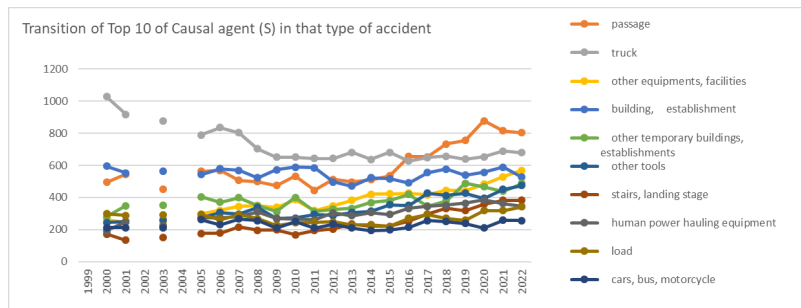
Transition of Causal agent (L, M, S) of fatal & non-fatal accident (crash) in 1999-2022



Transition of Causal agent (L) of fatal & non-fatal accident (crash) in 1999-2022



Transition of Causal agent (M) of fatal & non-fatal accident (crash) in 1999-2022



Transition of Causal agent (S) of fatal & non-fatal accident (crash) in 1999-2022

Transition of Causal agent (L) of fatal & non-fatal accident (crash) in 1999-2022

Causal agent (L)	1999	2000	2001	2002	2003	2004	2005	2006	2007	2008	2009	2010	2011	2012	2013	2014	2015	2016	2017	2018	2019	2020	2021	2022	total
temporary buildings, establishments	1,984	2,050	2,052	1,855	1,951	1,980	2,054	2,080	2,081	1,950	1,851	2,028	1,846	1,885	1,866	1,944	1,968	2,118	2,120	2,300	2,426	2,520	2,488	2,467	49,864
other equipment	1,145	1,197	1,173		1,122		1,203	1,282	1,323	1,351	1,173	1,251	1,166	1,236	1,312	1,355	1,377	1,376	1,467	1,530	1,575	1,669	1,734	1,865	29,882
crane, conveying machine	1,757	1,734	1,610	1,537	1,584	1,506	1,531	1,571	1,559	1,390	1,245	1,267	1,238	1,247	1,277	1,189	1,240	1,208	1,284	1,297	1,286	1,232	1,331	1,317	33,437
load	294	331	324	273	315	273	312	272	306	289	240	263	264	262	253	238	232	282	300	283	277	333	337	360	6,913
machine	445	445	387		360		347	312	350	305	239	266	245	244	269	266	264	290	252	266	273	261	288	300	6,674
others	215	235	214	171	207	184	163	193	162	209	192	175	159	187	185	200	216	199	229	234	262	224	272	291	4,978
substance, material	581	546	518	442	423	417	448	444	434	375	253	298	327	288	293	321	254	253	309	266	266	279	251	288	8,574
environment	204	185	178	188	146	188	157	162	157	150	149	126	161	150	141	154	108	135	150	178	169	151	137	159	3,783
total	6,625	6,723	6,456	5,898	6,108	6,038	6,215	6,316	6,372	6,019	5,342	5,674	5,406	5,499	5,596	5,667	5,659	5,861	6,111	6,354	6,534	6,669	6,838	7,047	147,027

Transition of Causal agent (M) of fatal & non-fatal accident (crash) in 1999-2022

Causal agent (M)	1999	2000	2001	2002	2003	2004	2005	2006	2007	2008	2009	2010	2011	2012	2013	2014	2015	2016	2017	2018	2019	2020	2021	2022	total
temporary buildings,	1,984	2,050	2,052	1,855	1,951	1,980	2,054	2,080	2,081	1,950	1,851	2,028	1,846	1,885	1,866	1,944	1,968	2,118	2,120	2,300	2,426	2,520	2,488	2,467	49,864

establishments																									
conveying machine	1,342	1,339	1,219	1,163	1,207	1,125	1,104	1,177	1,105	979	912	885	894	889	928	870	920	877	914	932	923	924	948	953	24,529
tools	531	507	482	442	494	513	484	531	520	554	438	476	471	478	525	511	555	514	604	609	630	641	653	696	12,859
human power machine, tools	350	389	427	356	356	343	393	414	430	423	377	371	357	394	384	399	382	411	428	447	486	515	526	570	9,928
other equipments, facilities	237	262	246	245	241	251	297	320	345	350	339	387	318	348	383	420	422	427	417	444	441	482	528	569	8,719
load	294	331	324	273	315	271	312	272	306	289	240	263	264	262	253	238	232	282	300	283	277	333	337	360	6,911
vehicle	311	317	298	275	298	308	339	312	359	330	268	324	273	302	285	253	252	280	313	306	298	257	331	312	7,201
materials	581	545	515	440	422	417	447	443	432	375	253	298	325	286	292	320	253	252	306	266	266	279	248	286	8,547
natural environment	204	185	178	188	146	168	157	162	157	150	149	126	161	150	141	154	108	135	150	178	169	151	137	159	3,763
general machine	159	181	151	153	156	171	158	140	167	149	123	116	105	103	119	116	129	147	118	130	143	130	146	159	3,369
other causal agents	143	148	112	83	111	124	87	102	86	102	106	83	86	106	103	127	120	100	126	92	125	96	121	156	2,645
no causal agent	61	75	93	77	79	52	59	82	69	88	77	82	63	75	73	67	93	90	95	131	133	124	143	130	2,111
construction machine	153	151	144	125	110	126	118	96	95	86	77	97	89	86	97	89	80	100	81	84	69	87	87	87	2,414
crane	104	78	93	99	79	73	88	82	95	81	65	58	71	56	64	66	68	51	57	59	65	51	52	52	1,707

metal manufacturing machine	74	64	51	47	70	52	46	45	60	43	22	31	35	38	35	42	42	28	41	31	38	26	37	33	1,031
electric equipment	12	14	8	9	9	10	15	10	10	14	5	7	12	4	13	11	11	13	11	17	8	24	14	16	277
woodworking machine	49	39	27	37	20	25	19	27	21	23	15	19	14	14	15	16	9	11	9	15	17	12	13	8	474
mobile silviculture machine																	2	3	1	1	4	6	3	7	27
unclassifiable	11	12	9	11	17	8	17	9	7	19	9	10	10	6	9	6	3	9	8	11	4	4	8	5	222
kiln, caldron	6	10	7	3	8	11	5	2	6	2	7	1	2	3	4	8	3	5	2	4	3	5	7	5	119
welding equipment	3	7	1	3	4	1	3		6	2	3	4	2	2	1	2	3		2	5	4		1	5	64
power transmission mechanism	7	6	12	6	2	3	4	3	5	2	2		2	1	2	2			1	4	1		1	4	70
pressure vessel	4	7	2	3	7	2	4	3	5	3	3	3	2	6	1	4	1	5	2	3	1	2	1	2	76
chemical facilities	2	1		2	3	3	2	2	1	3	1	2	2	1	1			1	1	1	2		4	2	37
engine	3	4	2	1	2	1	2	1	2	2		3		2	1	1	2	1	1	1	1		1	2	36
hazards, harmful substances		1	3	2	1		1	1	2					2	2	1	1	1	1	3			3	2	27

Transition of Causal agent (S) of fatal & non-fatal accident (crash) in 1999-2022

Causal agent (S)	1999	2000	2001	2002	2003	2004	2005	2006	2007	2008	2009	2010	2011	2012	2013	2014	2015	2016	2017	2018	2019	2020	2021	2022	total
passage		494	546		450		564	569	507	499	475	532	444	513	497	511	535	655	654	733	756	878	816	804	12,432
truck		1,028	917		876		789	836	803	703	652	651	643	644	682	638	682	627	650	657	639	653	690	680	15,140
other equipments, facilities		262	246		241		297	320	345	350	339	387	318	348	383	420	422	427	417	444	441	482	528	569	7,986
building, establishment		596	554		566		543	579	569	523	573	589	585	497	471	522	516	490	555	577	540	557	590	527	11,519
other temporary buildings, establishments		281	349		352		404	370	398	349	312	401	313	326	333	368	380	418	346	379	488	467	438	487	7,959
other tools		245	251		261		272	306	296	338	269	273	294	288	306	314	354	351	426	412	426	395	450	474	7,001
stairs, landing stage		173	134		152		176	179	216	196	199	169	195	204	235	222	221	252	296	332	319	359	382	383	4,994
human power hauling equipment		192	249		223		275	274	281	311	270	267	261	304	287	306	295	332	345	352	364	385	362	345	6,280
load		299	289		290		295	263	292	269	226	243	247	248	229	230	220	271	294	271	259	318	319	342	5,714
cars, bus, motorcycle		212	213		210		263	230	266	257	210	250	211	234	210	194	199	215	256	251	238	211	258	257	4,845
ladder		254	221		226		206	215	217	209	163	199	172	189	216	193	197	159	170	192	197	241	201	214	4,251
metal material		303	302		242		246	245	252	214	146	170	182	168	162	175	139	150	167	165	158	137	141	173	4,037
working platform, boot board		300	258		254		217	221	220	243	183	224	193	221	187	194	212	202	177	193	215	171	151	166	4,402
forklift		205	202		222		203	249	202	164	172	150	149	152	160	139	141	147	152	182	186	170	141	162	3,650
other causal agents		148	112		111		87	102	86	102	106	83	86	106	103	127	120	100	126	92	125	96	121	156	2,295
no causal agent		75	93		79		59	82	69	88	77	82	63	75	73	67	93	90	95	131	133	124	143	130	1,921

human power cranes		4			3		4	3	3	2	3			3	2	2	5	5		5	23	28	71	123	289
other general power machines		135	106		109		106	111	105	102	85	78	72	63	81	77	101	101	90	93	101	94	96	110	2,016
hand tool		187	168		127		107	129	134	107	101	96	92	81	89	84	75	70	83	88	94	99	87	99	2,197
other environments		67	63		47		54	62	57	75	56	54	72	72	58	80	51	62	65	77	80	68	72	92	1,384
conveyor		43	48		54		56	42	57	60	43	44	49	44	50	41	44	53	48	57	57	63	60	57	1,070
lumber, bamboo		140	112		104		106	103	97	72	52	51	67	67	76	75	54	52	60	50	53	76	59	55	1,581
scaffolding		126	120		104		83	94	100	86	62	64	67	60	82	84	61	69	50	46	68	48	68	52	1,594
other vehicles		98	79		82		71	75	88	64	55	67	54	61	62	52	52	53	48	49	52	40	59	49	1,310
other materials		67	67		55		71	67	56	64	39	59	56	29	39	48	45	37	61	37	39	56	36	46	1,074
excavating machine		65	64		37		56	43	44	34	34	34	42	36	38	36	31	36	35	27	23	40	32	42	829
other powered conveying machines		50	40		45		50	40	39	40	36	37	36	38	32	37	41	41	47	30	26	34	44	40	823
standing tree		59	55		50		43	46	40	35	47	34	49	36	37	35	29	31	37	47	39	37	37	37	860
natural ground, rock		56	55		46		56	49	59	36	42	36	38	35	41	36	24	37	43	42	46	40	25	30	872
opening		15	20		19		12	11	12	10	10	9	5	16	20	16	7	8	14	18	19	14	14	30	299
food manufacturing machine		23	22		23		20	12	22	31	21	24	17	25	26	19	19	30	20	16	27	19	31	26	473
mobile crane		41	38		33		39	32	47	35	29	34	24	24	28	38	35	26	29	23	28	23	19	24	649
leveling, transporting or loading machine		31	41		27		29	21	17	18	21	28	21	22	33	23	30	24	18	27	16	25	21	22	515
machine/equipment as load		32	35		25		17	9	14	20	14	20	17	14	24	8	12	11	6	12	18	15	18	18	359

roof, beam, haze, crossbeam, principal rafter		51	56		40		50	50	40	36	29	34	36	43	32	22	32	20	21	18	17	23	27	16	693
crane		27	39		26		36	32	28	27	20	16	27	19	24	13	22	15	13	20	18	13	15	16	466
other metal manufacturing machines		25	23		24		18	19	22	10	10	13	16	15	9	18	13	5	8	12	16	9	12	13	310
other construction machines		25	18		19		15	18	12	12	9	22	11	14	13	13	6	16	10	12	11	5	11	13	285
stone, sand, substance		35	34		21		24	28	27	25	16	18	20	22	15	22	15	13	18	14	16	10	12	12	417
loader		5	6		5		5	6	1	9	5	1	9	4	2	6	11	8	7	3	7	1	7	12	120
elevator, lift		5	11		9		8	13	13	10	10	3	10	9	10	10	10	8	13	8	13	10	14	9	206
transmission		1	2		3		6	2	4	7	2	2	1	1	5	1	9	3	5	5	5	3	4	9	80
slinging tool		8	10		7		6	10	7	7	6	4	5	1	3	4	4	4	8	5	7	5	2	8	121
printing machine		12	9		11		6	8	8	5	10	5	5	4	1	5	2	7	2	6	5	3	5	7	126
railway vehicle		7	6		6		5	7	5	9	3	7	8	7	13	7	1	12	9	6	8	6	14	6	152
other electrical equipment		11	5		6		8	8	4	5	1	2	9	1	3	9	2	6	6	11	2	17	9	6	131
mixer, grinder		2	6		6		9	4	8	5		5	5	3	3	8	2	3	2	9	6	8	7	6	107
power press		11	2		11		4	2	7	2	1	1	2	2	5	6	6	4	5	3	2	4	7	6	93
unclassifiable		12	9		17		17	9	7	19	9	10	10	6	9	6	3	9	8	11	4	4	8	5	192
lathe		8	9		14		13	8	10	8	7	9	10	16	6	7	11	11	13	4	6	2	9	5	186
other woodworking machines		20	10		14		6	8	12	16	7	5	4	5	6	7	6	8	2	10	10	5	5	5	171
grinding machine, buffing		8	6		6		4	7	12	15	3	4	6	2	3	10	8	5	12	8	8	3	4	5	139

lumberyard equipment, logging cableway	1	2	1	1			3	1	1	1	1	1									13
hollow chisel mortisers, wood borer		4	1	2	1			1													9
cargo lifting appliance	1						2								2	2		1			8
chamfering machine, router, woodworking milling machine	2	1	1						2									1			7
gondola							3		2	1					1						7
straddle carrier	1					1	1				1			1			1				6
explosive substance			1		1						1			1				2			6
other mobile silviculture machine															1		1				2
other kiln, caldron		1					1														2
inflammable substance										1			1								2
inflammable gas							2														2
derrick crane																					
simple skyline yarding equipment																					
harmful substance																					
radiation																					

Return to https://www.jisha.or.jp/english/statistics/202312_17.html