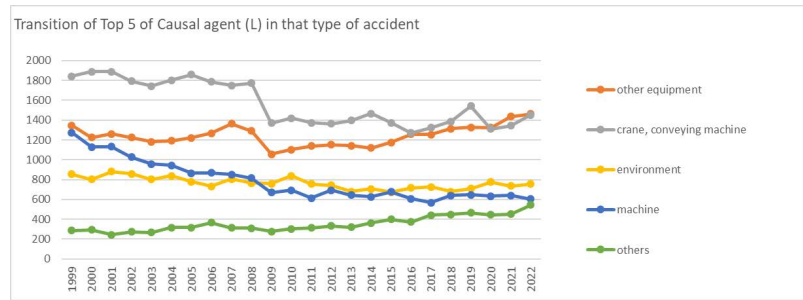
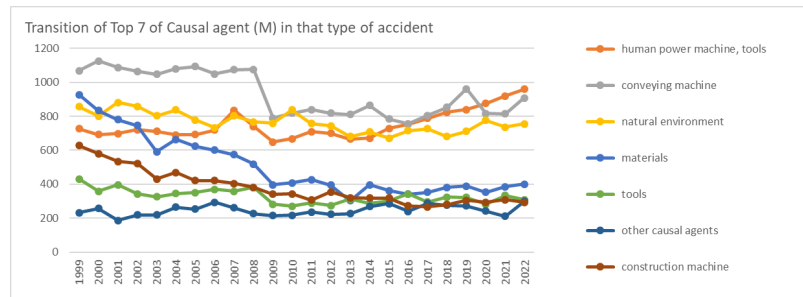


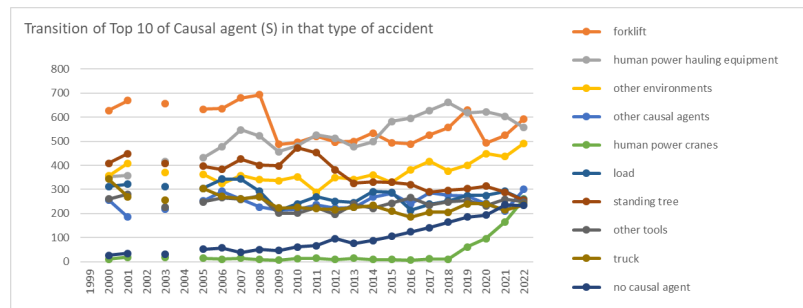
Transition of Causal agent (L, M, S) of fatal & non-fatal accident (crashed by) in 1999-2022



Transition of Causal agent (L) of fatal & non-fatal accident (crashed by) in 1999-2022



Transition of Causal agent (M) of fatal & non-fatal accident (crashed by) in 1999-2022



Transition of Causal agent (S) of fatal & non-fatal accident (crashed by) in 1999-2022

Transition of Causal agent (L) of fatal & non-fatal accident (crashed by) in 1999-2022

conveying machine	1,068	1,126	1,087	1,064	1,047	1,080	1,093	1,049	1,074	1,077	790	818	839	818	811	865	785	756	806	852	961	817	814	908	22,405
natural environment	856	802	882	859	803	838	778	732	804	766	759	838	757	744	681	707	672	716	727	681	711	776	736	756	18,381
materials	928	834	780	746	591	664	624	600	575	518	396	409	427	394	303	397	362	341	353	382	389	353	385	400	12,151
tools	431	358	397	344	326	345	351	369	358	382	283	270	289	275	313	287	304	343	296	325	322	282	333	309	7,892
other causal agents	232	257	186	219	219	265	253	293	261	227	215	217	236	223	226	268	285	241	287	277	273	242	211	300	5,913
construction machine	628	579	534	523	431	470	422	422	404	382	342	344	306	355	320	319	319	273	266	280	305	294	308	293	9,119
load	405	365	371	401	352	349	357	383	403	338	244	273	305	285	282	328	333	239	263	289	309	304	316	288	7,782
crane	541	540	563	497	435	408	456	434	381	409	314	335	268	288	312	301	287	260	267	286	301	246	276	281	8,686
vehicle	232	221	238	232	261	313	310	304	293	287	266	266	267	258	273	299	301	254	252	249	280	247	252	262	6,417
no causal agent	30	27	34	31	32	37	52	57	39	51	47	61	67	96	76	88	106	124	142	164	185	193	237	234	2,210
temporary buildings, establishments	177	200	206	176	175	194	192	199	201	191	147	166	180	178	168	190	170	179	183	228	219	201	179	186	4,485
other equipments, facilities	151	156	139	125	119	130	156	155	143	138	111	148	123	148	146	142	130	148	150	146	143	150	163	171	3,431
general machine	278	253	279	238	228	229	226	220	216	225	176	170	152	178	168	159	170	154	161	185	164	162	167	156	4,714
woodworking machine	175	155	145	124	149	115	115	91	96	96	75	90	80	74	70	75	77	66	44	68	75	73	65	61	2,254
metal manufacturing machine	181	139	166	139	137	123	99	125	126	108	76	86	69	82	82	68	77	81	72	78	73	64	70	58	2,379
mobile silviculture machine																	34	32	22	25	30	38	26	34	241
unclassifiable	24	11	23	24	18	14	13	16	14	32	14	25	11	13	20	6	7	7	14	9	6	10	6	10	347
electric equipment	10	4	5	6	5	6	6	6	9	11	5	4	7	8	3	6	4	2	8	4	3	7	5	10	144

pressure vessel	11	8	14	17	9	10	7	11	6	14	2	6	5	11	9	10	3	7	9	8	7	1	7	7	199
welding equipment	10	3	5	7	4	4	2	2	7	2	5	4	3	4	2	1	3	2	3	4	4	3	2	4	90
hazards, harmful substances	1	1	1	2	3	2	1	1	4	2	2	1	3	1	4	1	4	1	2	2	1	1	2	2	45
engine	5	2	2	1	3	2		3	3	4		2	3	1	1	1			2	1			2	2	40
power transmission mechanism	7	2	5	1	10	5	3	6	6		1	2	3	2	3	4	1		1	4	1	2	4	1	74
chemical facilities	2		1	1	3	1	2	2	1	1	1				1	1	1	1					2	1	22
kiln, caldron	4	4	2	2	3	5	4	4	4	1	2	4	2	4	2	2	3	2	1	1	8	5	4		73

Transition of Causal agent (S) of fatal & non-fatal accident (crashed by) in 1999-2022

Causal agent (S)	1999	2000	2001	2002	2003	2004	2005	2006	2007	2008	2009	2010	2011	2012	2013	2014	2015	2016	2017	2018	2019	2020	2021	2022	total
forklift		628	669		658		633	636	680	693	488	495	521	497	499	534	494	489	526	557	630	493	525	593	11,938
human power hauling equipment		354	358		416		432	478	548	522	457	481	527	513	477	498	582	596	628	661	619	622	604	557	10,930
other environments		357	409		372		364	324	358	340	336	353	289	350	342	361	330	382	417	377	401	449	437	491	7,839
other causal agents		257	186		219		253	293	261	227	215	217	236	223	226	268	285	241	287	277	273	242	211	300	5,197
human power cranes		11	18		18		15	11	15	9	7	13	15	9	14	9	9	7	12	11	61	96	166	261	787
load		313	322		311		305	343	343	292	212	240	270	251	246	291	289	214	239	253	275	275	292	258	5,834
standing tree		409	449		407		397	383	426	401	398	473	453	382	326	331	330	321	290	296	303	314	288	255	7,632
other tools		260	281		227		249	266	259	273	201	201	226	196	239	222	243	266	235	249	254	232	259	248	5,086
truck		343	270		256		305	271	262	269	223	226	220	217	226	234	210	186	206	206	240	240	215	237	5,062

machine/equipment as load		52	49		41		52	40	60	46	32	33	35	34	36	37	44	25	24	36	34	29	24	30	793
chain saw		27	22		33		28	21	25	28	26	34	25	19	27	27	20	21	12	25	24	28	28	26	526
felling machine																	21	24	14	18	15	27	15	26	160
other metal manufacturing machines		55	62		42		32	46	38	30	24	26	13	27	31	17	22	29	23	28	20	18	24	24	631
passage		16	26		12		16	13	16	12	11	10	10	10	12	16	17	10	10	15	14	17	13	22	298
circular sawing machine		62	49		53		43	28	34	31	20	17	23	16	18	21	24	23	12	16	15	19	11	21	556
other construction machines		69	73		55		72	70	56	58	54	50	48	59	62	44	30	32	14	28	18	29	29	20	970
ladder		15	19		9		23	13	16	18	12	12	8	19	18	12	9	15	13	15	12	9	9	18	294
grinding machine, buffing machine		23	32		34		22	30	27	29	24	22	23	24	18	18	24	20	17	22	22	19	26	17	493
conveyor		31	33		20		35	29	28	15	16	15	22	23	19	18	16	19	18	23	20	22	20	15	457
food manufacturing machine		22	22		19		31	11	14	20	16	10	16	17	17	10	17	10	18	17	17	18	22	13	357
elevator, lift		16	20		10		10	10	7	10	8	12	6	9	14	8	11	3	6	11	10	7	10	13	211
other powered crane		34	27		18		31	24	15	19	11	19	18	21	17	13	17	9	11	14	20	15	12	12	377
hardening machine		23	41		32		23	31	24	28	16	30	21	22	14	18	20	16	11	8	15	9	12	10	424
natural ground, rock		30	21		22		16	23	17	22	22	10	9	10	12	13	8	10	15	5	4	11	11	10	301
unclassifiable		11	23		18		13	16	14	32	14	25	11	13	20	6	7	7	14	9	6	10	6	10	285
vehicle for high lift work		3	6		2		6	6	1	6	6	7	1	6	4	1	9	1	6	3	3	3	6	9	95
other woodworking machines		51	56		51		35	33	32	25	24	32	24	33	19	22	27	15	16	21	29	22	25	8	600

high/cold temperature environment		1					1			1													3
harmful substance															1						1		2
inflammable gas																	1						1
radiation																							

Data Source : <https://anzeninfo.mhlw.go.jp/user/anzen/tok/anst00.html>

Return to https://www.jisha.or.jp/english/statistics/202312_17.html