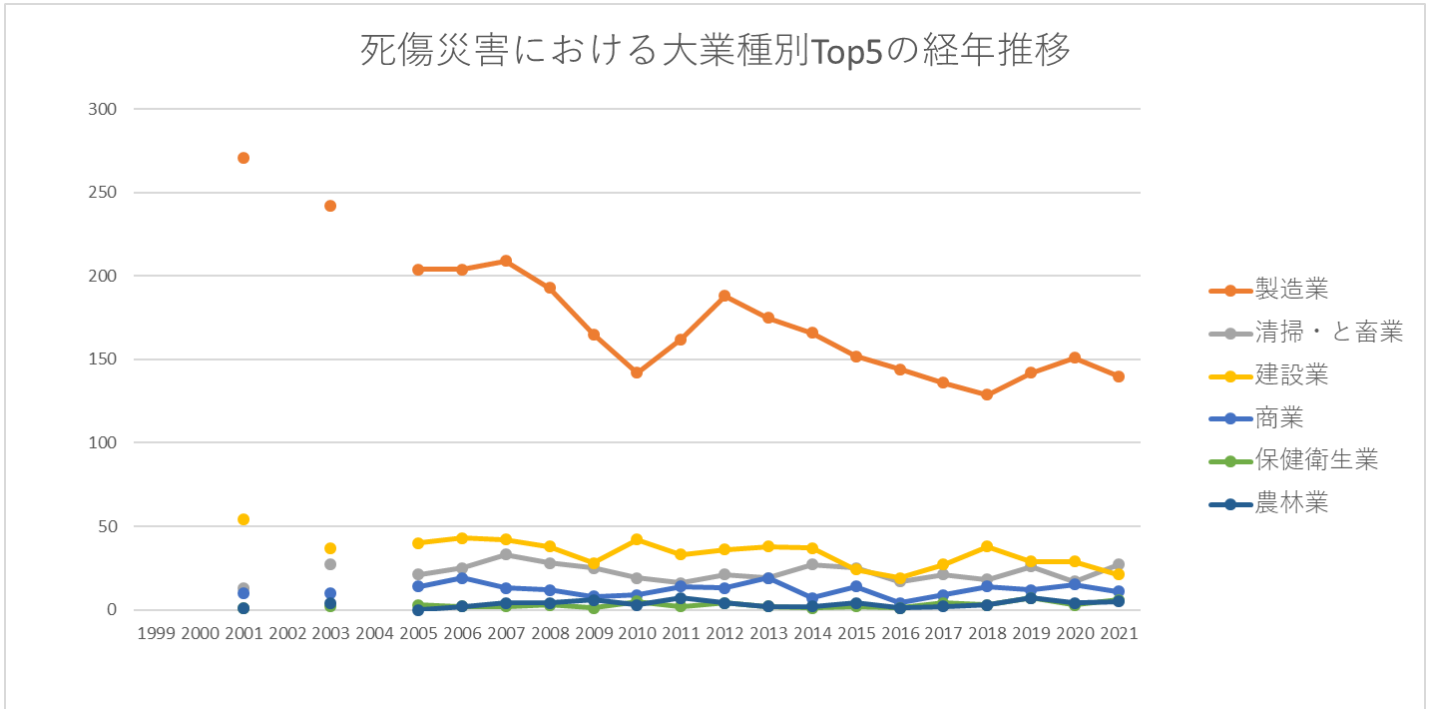
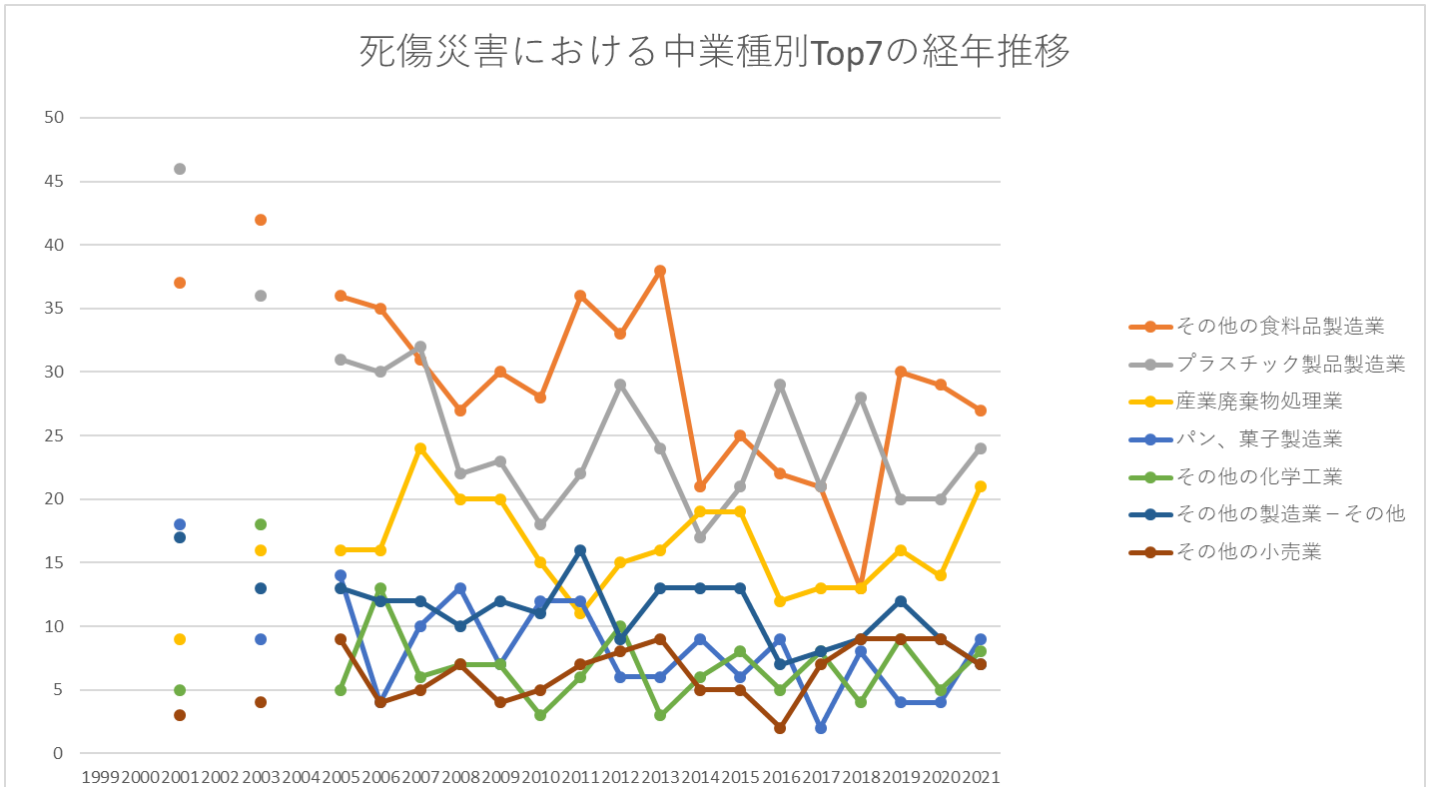


起因物（小）162混合機、粉砕機における死傷災害の業種別（大中小）の経年推移（1999-2021年）

起因物（小）162混合機、粉砕機における死傷災害の大業種別Top5の経年推移（1999-2021年）

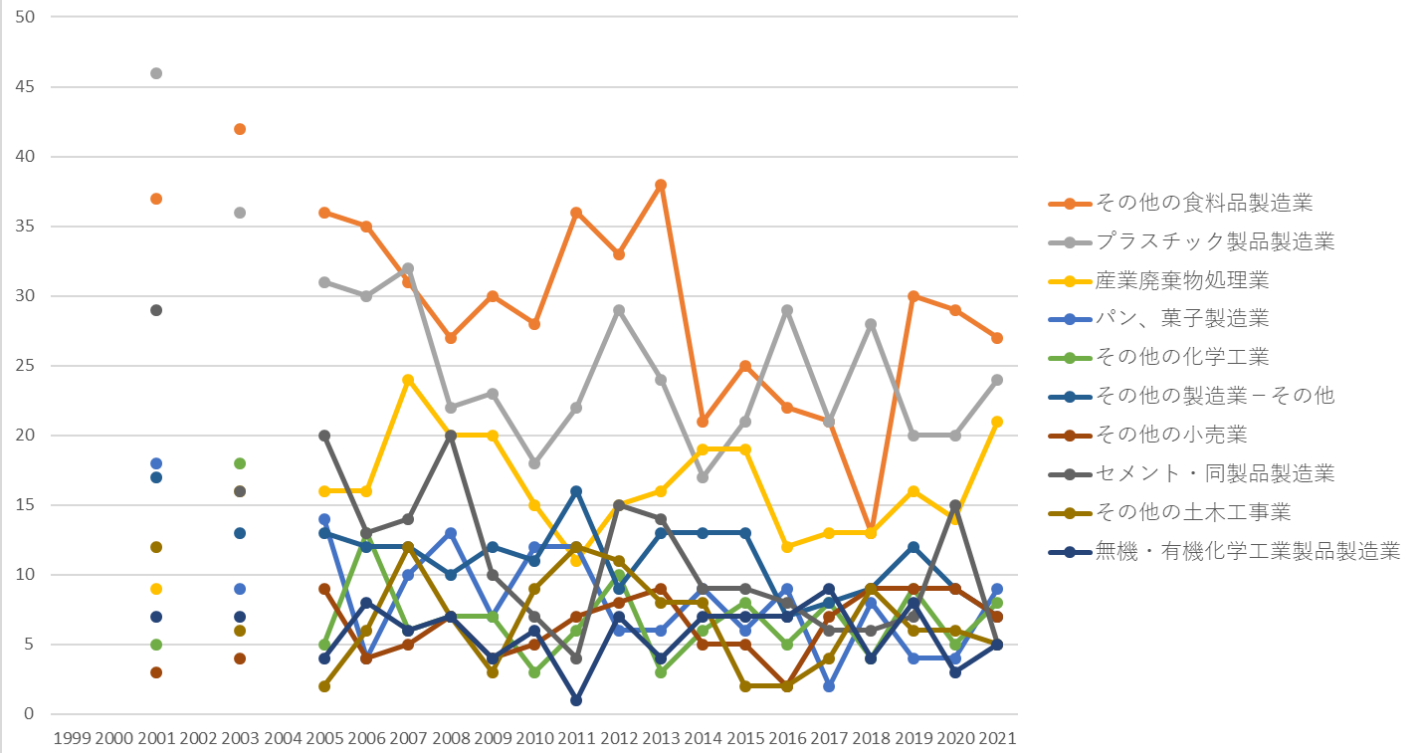


起因物（小）162混合機、粉砕機における死傷災害の中業種別Top7の経年推移（1999-2021年）



起因物（小）162混合機、粉砕機における死傷災害の小業種別Top10の経年推移（1999-2021年）

死傷災害における小業種別Top10の経年推移



起因物（小）162混合機、粉碎機における死傷災害の大業種別の経年推移（1999-2021年）

| 大業種 | 1999 | 2000 | 2001 | 2002 | 2003 | 2004 | 2005 | 2006 | 2007 | 2008 | 2009 | 2010 | 2011 | 2012 | 2013 | 2014 | 2015 | 2016 | 2017 | 2018 | 2019 | 2020 | 2021 | 計 |
|--------|------|------|------|------|------|------|------|------|------|------|------|------|------|------|------|------|------|------|------|------|------|------|------|-------|
| 製造業 | | | 271 | | 242 | | 204 | 204 | 209 | 193 | 165 | 142 | 162 | 188 | 175 | 166 | 152 | 144 | 136 | 129 | 142 | 151 | 140 | 3,315 |
| 清掃・と畜業 | | | 13 | | 27 | | 21 | 25 | 33 | 28 | 25 | 19 | 16 | 21 | 19 | 27 | 25 | 17 | 21 | 18 | 26 | 17 | 27 | 425 |
| 建設業 | | | 54 | | 37 | | 40 | 43 | 42 | 38 | 28 | 42 | 33 | 36 | 38 | 37 | 24 | 19 | 27 | 38 | 29 | 29 | 21 | 655 |
| 商業 | | | 10 | | 10 | | 14 | 19 | 13 | 12 | 8 | 9 | 14 | 13 | 19 | 7 | 14 | 4 | 9 | 14 | 12 | 15 | 11 | 227 |
| 保健衛生業 | | | 1 | | 2 | | 3 | 2 | 2 | 3 | 1 | 5 | 2 | 4 | 2 | 1 | 2 | 1 | 4 | 3 | 7 | 3 | 6 | 54 |
| 農林業 | | | 1 | | 4 | | | 2 | 4 | 4 | 6 | 3 | 7 | 4 | 2 | 2 | 4 | 1 | 2 | 3 | 7 | 4 | 5 | 65 |
| 畜産・水産業 | | | 7 | | 11 | | 5 | 5 | 6 | 4 | 6 | 8 | 3 | 2 | 6 | 5 | 8 | 1 | 5 | 3 | 6 | 6 | 4 | 101 |

| | | | | | | | | | | | | | | | | | | | | | | | | |
|--------------------|--|--|-----|--|-----|--|-----|-----|-----|-----|-----|-----|-----|-----|-----|-----|-----|-----|-----|-----|-----|-----|-----|-------|
| 接客 娯楽 業 | | | 5 | | 2 | | 4 | 7 | 5 | 3 | 5 | 3 | 4 | 8 | 8 | 5 | 11 | 4 | 3 | 4 | 6 | 3 | 4 | 94 |
| その 他の 事業 | | | 5 | | 3 | | 5 | 3 | 3 | 5 | 4 | 5 | 2 | 3 | 2 | 2 | 3 | 3 | 4 | 2 | 1 | 2 | 3 | 60 |
| 鉱業 | | | 18 | | 11 | | 10 | 10 | 12 | 5 | 9 | 4 | 3 | 5 | 8 | 2 | 5 | 5 | 7 | 2 | 4 | 5 | 2 | 127 |
| 運輸 交通 業 | | | 1 | | 5 | | 1 | 3 | 1 | 3 | | 3 | 1 | | 2 | 1 | 1 | | 2 | 6 | 2 | 2 | 1 | 35 |
| 教育 研究 業 | | | 2 | | | | 4 | 1 | | | 4 | | 1 | | | 1 | | 1 | | | 1 | 1 | 1 | 17 |
| 貨物 取扱 業 | | | 1 | | 1 | | 1 | | 1 | 2 | 1 | | | | 1 | | 1 | | | 1 | | | | 10 |
| 官公 署 | | | | | 1 | | | | | | | | | | | | | | 1 | 1 | | | | 3 |
| 金 融・ 広告 業 | | | | | | | | | | | | | | | | | | 1 | | | | | | 1 |
| 通信 業 | | | | | | | 1 | | | | | | | | | | | | | | | | | 1 |
| 映 画・ 演劇 業 | | | | | | | | | | | | | | | | | | | | | | | | |
| 全産 業 | | | 389 | | 356 | | 313 | 324 | 331 | 300 | 262 | 243 | 248 | 284 | 282 | 256 | 250 | 201 | 221 | 224 | 243 | 238 | 225 | 5,190 |

起因物（小）162混合機、粉碎機における死傷災害の中業種別の経年推移（1999-2021年）

| 中業種 | 1999 | 2000 | 2001 | 2002 | 2003 | 2004 | 2005 | 2006 | 2007 | 2008 | 2009 | 2010 | 2011 | 2012 | 2013 | 2014 | 2015 | 2016 | 2017 | 2018 | 2019 | 2020 | 2021 | 計 |
|----------|------|------|------|------|------|------|------|------|------|------|------|------|------|------|------|------|------|------|------|------|------|------|------|-------|
| 化学 工業 | | | 82 | | 79 | | 56 | 72 | 77 | 52 | 50 | 37 | 46 | 60 | 44 | 45 | 52 | 55 | 47 | 47 | 49 | 41 | 51 | 1,042 |
| 食料 品製 | | | 72 | | 65 | | 62 | 52 | 51 | 55 | 47 | 50 | 58 | 53 | 55 | 45 | 43 | 39 | 36 | 29 | 40 | 43 | 45 | 940 |

| | | | | | | | | | | | | | | | | | | | | | | | | |
|-----------|--|--|----|--|----|--|---|----|----|---|---|---|---|----|---|---|---|---|---|---|---|---|---|-----|
| 紙加工品製造業 | | | 8 | | 6 | | 1 | 4 | 1 | 4 | 2 | | 1 | 4 | 5 | 3 | 1 | 1 | 2 | 2 | 3 | 2 | 4 | 54 |
| その他の建設業 | | | 5 | | 3 | | 7 | 6 | 4 | 6 | 3 | 4 | 2 | 10 | 2 | 8 | 1 | 2 | 4 | 8 | 2 | 6 | 3 | 86 |
| 飲食店 | | | 4 | | 2 | | 4 | 6 | 5 | 2 | 5 | 2 | 3 | 5 | 7 | 3 | 9 | 3 | 2 | 3 | 5 | 3 | 3 | 76 |
| 輸送用機械等製造業 | | | 5 | | 2 | | 2 | 3 | 3 | 3 | 3 | 3 | 4 | 4 | 2 | 2 | 3 | 6 | 6 | 2 | 1 | 2 | 3 | 59 |
| その他の事業 | | | 5 | | 3 | | 5 | 3 | 3 | 5 | 4 | 4 | 2 | 3 | 2 | 2 | 3 | 3 | 4 | 2 | 1 | 2 | 3 | 59 |
| 電気機械器具製造業 | | | 3 | | 5 | | 4 | 5 | 3 | 2 | 2 | | 2 | 2 | 3 | 4 | 1 | 3 | 3 | 1 | 2 | 4 | 3 | 52 |
| 土石採取業 | | | 17 | | 10 | | 9 | 10 | 12 | 4 | 9 | 4 | 3 | 4 | 8 | 2 | 5 | 4 | 7 | 2 | 4 | 5 | 2 | 121 |
| 金属製品製造業 | | | 3 | | 3 | | 3 | 4 | 1 | 6 | 7 | 4 | 5 | 5 | 6 | 5 | 5 | 3 | | 8 | 5 | 3 | 1 | 77 |
| 非鉄金属製造業 | | | 6 | | 3 | | 1 | 5 | 6 | 5 | 2 | 3 | 1 | 2 | 4 | 4 | 3 | 2 | 5 | 2 | 4 | 7 | 1 | 66 |
| 木材・木製品製造業 | | | 1 | | 5 | | 4 | 6 | 7 | 3 | 2 | 4 | 1 | 2 | 1 | 4 | 3 | 2 | 3 | 1 | 2 | 4 | 1 | 56 |

| | | | | | | | | | | | | | | | | | | | | | | | | |
|------------------|--|--|----|--|---|--|---|---|---|---|---|---|---|---|---|---|---|---|---|---|---|---|---|----|
| 畜業 | | | | | | | | | | | | | | | | | | | | | | | | |
| 酒類製造業 | | | 3 | | 1 | | 3 | 3 | 1 | 1 | | | 1 | 1 | | 2 | 1 | 1 | | 1 | 2 | 1 | 3 | 25 |
| その他の廃棄物処理業 | | | 2 | | 8 | | 4 | 5 | 5 | 6 | 3 | 1 | | 3 | 2 | 2 | 3 | 5 | 4 | 4 | 7 | 2 | 2 | 68 |
| 電子機器用・通信機器用部品製造業 | | | 1 | | 3 | | 2 | | 3 | 1 | | | 1 | 2 | 1 | 2 | | | 1 | | 1 | 1 | 2 | 21 |
| その他の鉄鋼業 | | | | | | | | 1 | 3 | 2 | | | | 1 | 1 | | | 2 | | | 1 | 2 | | 13 |
| 採石業 | | | 12 | | 6 | | 6 | 5 | 6 | 3 | 5 | 2 | 2 | 3 | 7 | 1 | 3 | 4 | 7 | 1 | 1 | 4 | 1 | 79 |
| その他の金属製品製造業 | | | 3 | | 2 | | 3 | 3 | 1 | 6 | 6 | 4 | 4 | 5 | 6 | 5 | 5 | 3 | | 6 | 5 | 2 | 1 | 70 |
| 肉製品、乳製品製造業 | | | 7 | | 2 | | 4 | 4 | 1 | 2 | 3 | 3 | 2 | 2 | 4 | 7 | 5 | | 5 | 4 | 2 | 6 | 1 | 64 |
| 木造家屋建築工事業 | | | 3 | | 4 | | 9 | 9 | 3 | 6 | 1 | 1 | 3 | 1 | 1 | 4 | 3 | 5 | 2 | 3 | 5 | | 1 | 64 |
| その他の建設業－その他 | | | 2 | | 2 | | 7 | 6 | 3 | 4 | 2 | 3 | 1 | 5 | 2 | 4 | 1 | 1 | 4 | 7 | 2 | 6 | 1 | 63 |
| 農業保存食料品製造業 | | | 4 | | 8 | | 4 | 2 | | 4 | 1 | 4 | 3 | 5 | 1 | | 3 | 3 | 3 | | | 3 | 1 | 49 |
| 化学肥料製造業 | | | | | | | 2 | 3 | 5 | 4 | 3 | 3 | 1 | 2 | 2 | 2 | 2 | 3 | 1 | | 1 | | 1 | 35 |

| | | | | | | | | | | | | | | | | | | | | | |
|---------------|--|---|--|---|--|---|---|---|---|---|---|---|---|---|---|---|---|---|---|----|----|
| 道工事業 | | 2 | | 1 | | | | 1 | | | | | 1 | 3 | | | 1 | | 1 | 10 | |
| その他の精密機械器具製造業 | | | | | | 1 | | 1 | | 1 | | 1 | | 2 | | | 1 | | 1 | 8 | |
| 電気通信工事業 | | | | 1 | | | | 1 | 1 | | 1 | | | | | | | | 1 | 6 | |
| 皮革・同製品製造業 | | | | | | | 1 | | | 1 | | | 1 | | | | | | 1 | 5 | |
| 自動車整備業 | | 2 | | | | | | | | | | | | | | | 2 | | 1 | 5 | |
| 橋梁建設工事業 | | | | | | | | 1 | | | | | | | | 2 | | | 1 | 4 | |
| その他の接客娯楽業－その他 | | | | | | | | | | | | 1 | | 1 | 1 | | | | | 1 | 4 |
| 印刷業 | | 1 | | | | | | | 1 | | | | | | | | | | | 1 | 3 |
| 港湾海岸工事業 | | | | | | | | | 1 | | | | | | | | | | 1 | 1 | 3 |
| 木材伐出業 | | | | | | | 1 | | | | | | | | | 1 | | | | 1 | 3 |
| その他の道路貨物運送業 | | | | 1 | | | | | | | | | | | | | | | | 1 | 2 |
| 道路建設工事業 | | 6 | | 3 | | 2 | 1 | 1 | 1 | 3 | 4 | 3 | | 3 | 3 | 3 | | 2 | 2 | 1 | 38 |
| 陶磁器・同関連製 | | 3 | | 2 | | 6 | 7 | 4 | 2 | 2 | 1 | | 1 | | 1 | | 1 | | 3 | | 33 |

| | | | | | | | | | | | | | | | | | | | | | | | | |
|-------------------------------|--|--|---|---|--|--|---|--|---|--|---|--|--|---|--|---|--|---|--|--|--|---|---|---|
| レス製 品製造 業 | | | | | | | | | 1 | | | | | | | | | 1 | | | | | 2 | |
| めっき 業 | | | | | | | 1 | | | | 1 | | | | | | | | | | | | | 2 |
| 重電機 製造業 | | | | | | | 1 | | | | | | | | | 1 | | | | | | 2 | | |
| 軽電機 製造業 | | | | 1 | | | 1 | | | | | | | | | | | | | | | | 2 | |
| その他 の電 気・ガ ス・水 道業 | | | 1 | | | | | | | | | | | 1 | | | | | | | | | 2 | |
| たばこ 製造業 | | | 1 | | | | 1 | | | | | | | | | | | | | | | | 2 | |
| ゴルフ 場 | | | 1 | | | | | | | | | | | | | 1 | | | | | | 2 | | |
| 紡績業 | | | | | | | | | | | | | | | | | | 1 | | | | | 1 | |
| 外衣下 着製造 業 | | | | 1 | | | | | | | | | | | | | | | | | | | 1 | |
| 金属製 家具製 造業 | | | | | | | | | | | 1 | | | | | | | | | | | | 1 | |
| 計量器 測定器 製造業 | | | | | | | | | | | | | | | | | | 1 | | | | | 1 | |
| 時計・ 同部品 製造業 | | | | | | | | | | | 1 | | | | | | | | | | | | 1 | |
| 電気業 | | | | | | | | | | | 1 | | | | | | | | | | | | 1 | |
| 水道業 | | | | | | | 1 | | | | | | | | | | | | | | | | 1 | |
| クリー ニング 業 | | | | | | | | | | | | | | | | | | 1 | | | | | 1 | |
| 金属鋳 業 | | | | | | | | | | | | | | | | | | | | | | | 1 | |

